

# EVERYDAY CHAIR

**Track Arm/2" Foot**  
301-YNG-10

**Track Arm/Swivel Base**  
301-YNG-10SWIV



**Down Slope Arm/7" Leg**  
316-YNG-10  
*shown with metal\**



**Down Slope Arm/Swivel Base**  
306-YNG-10SWIV

**Down Slope Arm/2" Foot**  
306-YNG-10



**Ottoman**  
300-YNG-05  
30"W x 20"D x 18"H  
2" Feet Only

31"W x 33"D x 32"H  
Seat Height 18" | Seat Depth 22"

Ordering Options	Chair	Swivel Chair	Ottoman
Utopia Comfort Foam Cushion	\$237	\$237	N/A
Extra Comfort Down Cushion	\$237	\$237	N/A
Leg Finishes	✓	N/A	✓
Welt Tailoring	\$125	\$125	\$75


Leg finish options: Driftwood, Walnut, or Wenge

*\*Black or Brushed Metal, only available on 316-YNG-10, up-charge \$150*  
Styles also available in Leather.

EVERYDAY CHAIR [YNG]

**SU CASA**  
— It's Your Home —

SUCASA.FURNITURE



SOFA | CHAISE | CHAIR | OTTOMAN

SEAT HEIGHT 18" | SEAT DEPTH 22" (48"D FOR CHAISE, 70"D FOR BUMPER)

- |  |  |  |
|--|--|--|
| <input type="checkbox"/> <input type="checkbox"/> 80 \$2670<br><b>LARGE SOFA</b><br>w96" x d37" x h32" | <input type="checkbox"/> <input type="checkbox"/> 30 \$2425<br><b>STANDARD SOFA</b><br>w86" x d37" x h32"    | <input type="checkbox"/> <input type="checkbox"/> 35 \$2230<br><b>APARTMENT SOFA</b><br>w76" x d37" x h32"   |
| <input type="checkbox"/> <input type="checkbox"/> 20 \$2070<br><b>LOVESEAT</b><br>w59" x d37" x h32"   | <input type="checkbox"/> <input type="checkbox"/> 60 \$2060<br><b>CHAISE</b><br>w38" x d63" x h32"           | <input type="checkbox"/> <input type="checkbox"/> 31005 -7"LEG \$725<br><b>OTTOMAN</b><br>w26" x d22" x h18" |
| <input type="checkbox"/> <input type="checkbox"/> 10 \$1335<br><b>CHAIR</b><br>w31" x d33" x h32"      | <input type="checkbox"/> <input type="checkbox"/> 10SWIV \$1470<br><b>SWIVEL CHAIR</b><br>w31" x d33" x h32" |  |

SECTIONAL

- |   |   |   |
|---|---|---|
| <input type="checkbox"/> <input type="checkbox"/> 81 \$2440<br><b>RIGHT ARM LARGE SOFA</b>                            | <input type="checkbox"/> <input type="checkbox"/> 33 \$2185<br><b>RIGHT ARM SOFA</b>                            | <input type="checkbox"/> <input type="checkbox"/> 36 \$2000<br><b>RIGHT ARM APT SOFA</b>                            |
| <input type="checkbox"/> <input type="checkbox"/> 82 \$2070<br><b>LEFT ARM LARGE SOFA</b><br>w92" x d37" x h32"       | <input type="checkbox"/> <input type="checkbox"/> 34 \$2060<br><b>LEFT ARM SOFA</b><br>w82" x d37" x h32"       | <input type="checkbox"/> <input type="checkbox"/> 37 \$725<br><b>LEFT ARM APT SOFA</b><br>w72" x d37" x h32"        |
| <input type="checkbox"/> <input type="checkbox"/> 31 \$2575<br><b>RIGHT ARM CORNER SOFA</b>                           | <input type="checkbox"/> <input type="checkbox"/> 21 \$1875<br><b>RIGHT ARM LOVESEAT</b>                        | <input type="checkbox"/> <input type="checkbox"/> 61 \$1910<br><b>RIGHT ARM CHAISE</b>                              |
| <input type="checkbox"/> <input type="checkbox"/> 32 \$2070<br><b>LEFT ARM CORNER SOFA</b><br>w92" x d37" x h32"      | <input type="checkbox"/> <input type="checkbox"/> 22 \$2060<br><b>LEFT ARM LOVESEAT</b><br>w56" x d37" x h32"   | <input type="checkbox"/> <input type="checkbox"/> 62 \$2060<br><b>LEFT ARM CHAISE</b><br>w34" x d63" x h32"         |
| <input type="checkbox"/> <input type="checkbox"/> 09 \$1300<br><b>CORNER CHAIR</b><br>w37" x d37" x h32"              | <input type="checkbox"/> <input type="checkbox"/> 11 \$1345<br><b>RIGHT ARM CHAIR</b>                           | <input type="checkbox"/> <input type="checkbox"/> 71 \$2095<br><b>RIGHT ARM BUMPER</b>                              |
| <input type="checkbox"/> <input type="checkbox"/> 63 \$1555<br><b>ARMLESS CHAISE</b><br>w30" x d63" x h32"            | <input type="checkbox"/> <input type="checkbox"/> 12 \$1345<br><b>LEFT ARM CHAIR</b><br>w30" x d37" x h32"      | <input type="checkbox"/> <input type="checkbox"/> 72 \$2095<br><b>LEFT ARM BUMPER</b><br>w37" x d85" x h32"         |
| <input type="checkbox"/> <input type="checkbox"/> 39 -7"LEG \$2140<br><b>ARMLESS LARGE SOFA</b>                       | <input type="checkbox"/> <input type="checkbox"/> 13 \$1115<br><b>ARMLESS CHAIR</b><br>w26" x d37" x h32"       | <input type="checkbox"/> <input type="checkbox"/> 23 \$1620<br><b>ARMLESS LOVESEAT</b><br>w52" x d37" x h32"        |
| <input type="checkbox"/> <input type="checkbox"/> 83 -2"LEG \$2140<br><b>ARMLESS LARGE SOFA</b><br>w88" x d37" x h32" | <input type="checkbox"/> <input type="checkbox"/> 33 -7"LEG \$1965<br><b>ARMLESS SOFA</b><br>w78" x d37" x h32" | <input type="checkbox"/> <input type="checkbox"/> 35 -7"LEG \$1795<br><b>ARMLESS APT SOFA</b><br>w68" x d37" x h32" |
| <input type="checkbox"/> <input type="checkbox"/> 39 -2"LEG \$2140<br><b>ARMLESS LARGE SOFA</b><br>w88" x d37" x h32" | <input type="checkbox"/> <input type="checkbox"/> 38 -2"LEG \$1965<br><b>ARMLESS SOFA</b><br>w78" x d37" x h32" | <input type="checkbox"/> <input type="checkbox"/> 39 -2"LEG \$1795<br><b>ARMLESS APT SOFA</b><br>w68" x d37" x h32" |

CUSHION LAYOUT | LEG STYLE + FINISH

WHEN SELECTING SECTIONAL PIECES, INDICATE THE CUSHION CONFIGURATION FOR EACH PIECE IN THE SKETCH AREA.

- |   |  |  |
|---|--|--|
| <input type="checkbox"/> <input type="checkbox"/> 21 2 BACK / 1 BENCH | <input type="checkbox"/> <input type="checkbox"/> 22 2 BACK / 2 SEAT | <input type="checkbox"/> <input type="checkbox"/> 32 3 BACK / 2 SEAT |
| <input type="checkbox"/> <input type="checkbox"/> 31 3 BACK / 1 BENCH | <input type="checkbox"/> <input type="checkbox"/> 23 2 BACK / 3 SEAT | <input type="checkbox"/> <input type="checkbox"/> 33 3 BACK / 3 SEAT |

CORNER SOFAS ONLY AVAILABLE AS 31 OR 33.



LOVESEATS ONLY AVAILABLE AS 21 OR 22.

CHAIRS, BUMPERS, AND CHAISES COME WITH ONE SEAT CUSHION.

FINISH FOR LARGE FRONT RAIL 2" LEG

- |   |   |
|---|---|
|  | <input type="checkbox"/> <input type="checkbox"/> W WENGE     |
|   | <input type="checkbox"/> <input type="checkbox"/> T WALNUT    |
|   | <input type="checkbox"/> <input type="checkbox"/> D DRIFTWOOD |

FINISH FOR THIN FRONT RAIL 7" LEG (WOOD OR METAL)

- |   |   |   |  |
|---|---|---|--|
|  | <input type="checkbox"/> <input type="checkbox"/> W WENGE     |  | <input type="checkbox"/> <input type="checkbox"/> B BLACK +\$150 |
|   | <input type="checkbox"/> <input type="checkbox"/> T WALNUT    | <input type="checkbox"/> <input type="checkbox"/> BM BRUSHED METAL +\$150             |  |
|   | <input type="checkbox"/> <input type="checkbox"/> D DRIFTWOOD |   |  |
- METAL NOT AVAILABLE ON STYLES 505, 535, OR OTTOMANS

ARM DESIGN



**TRACK ARMS**

- 505** SOFA/SECT - 2" LEG
- 555** SOFA/SECT - 7" LEG
- 301** CHAIR - 2" LEG  
CHAIR - SWIVEL



**DOWN-SLOPE ARMS**

- 580** SOFA/SECT - 7" LEG
- 316** CHAIR - 7" LEG
- 306** CHAIR - 2" LEG  
CHAIR - SWIVEL



**UP-SLOPE ARMS**

- 575** SOFA/SECT - 7" LEG



**ROLL ARMS**

- 562** SOFA/SECT - 7" LEG



**FLAIR ARMS**

- 570** SOFA/SECT - 7" LEG



**TAPER ARMS**

- 565** SOFA/SECT - 7" LEG



**WIDE TRACK ARMS** ADD 4" PER ARM TO WIDTH

- 535** SOFA/SECT - 2" LEG
- 585** SOFA/SECT - 7" LEG

**ARMLESS**

- 550** ARMLESS PIECES,  
CORNER CHAIR, & BUMPERS - 7" LEG
- 505/535** ARMLESS PIECES,  
CORNER CHAIR, & BUMPERS - 2" LEG

FOR SU CASA ORDERING: 505 and 535 are named "Grande"

DETAILING

STYLE COMES WITH COMFORT FOAM CUSHION (NO EXTRA CHARGE),  
TWO LISTED SELECTIONS ARE UPGRADES.

- DWN** EXTRA COMFORT DOWN CUSHIONS
- TRIL** UTOPIA COMFORT FOAM CUSHIONS  
(PRICED PER PIECE FOR DWN OR TRIL CUSHIONS)  
CHAIRS +\$237, SOFAS +\$400,  
LOVESEATS, CHAISES, BUMPERS +\$350

FABRIC NUMBER

LEATHER NUMBER  
UPGRADE PRICING TO BE FIGURED BY SALES.  
NOTE: LEATHER CUSHIONS AND ARMS FINISHED  
WITH DOUBLE NEEDLE STITCH (NON-WELTED).

- WE** WELT TAILORING  
(PRICED PER PIECE)  
OTTOMANS +\$75  
CHAIRS +\$125  
LOVESEATS, CHAISES, SOFAS +\$237  
SECTIONAL PIECES +\$237

- #** 18" OR 22" TOSS PILLOWS \$55/1  
AVAILABLE WITH SOFA/SECTIONAL,  
NON-WELTED

TOSS PILLOW FABRIC NUMBER

SKETCH OF SECTIONAL:

