

# YOUR STYLE SOFA



Loose Back, Ultra Comfort Foam Cushion

*Shown: 2 Seat Large Sofa w/ Scoop Arm, Knife Edge, and Turned Leg*

Overall Height 37" | Seat Depth 21" | Seat Height 21"

*Width/Length will vary depending on Arm Type.  
Back Cushions can be Loose or Semi-Attached.*

**Customizable! Cushion style,  
comfort, arm style, and  
choice of leg design.**

**See Planner Sheets for Options,  
Dimensions, and Pricing.**



Tapered Leg



Turned Leg



Shaped Leg



Box Edge  
Cushion



Knife Edge  
Cushion



Roll Arm



Track Arm



Scoop Arm



English Arm



Optional Nailhead  
Placement

YOUR STYLE SOFA [RFF]

PATTERN AVAILABILITY:  
RG, PS, NM, RS

**SU CASA**  
— It's Your Home —  
SUCASA.FURNITURE



# YOUR STYLE SECTIONAL



Loose Back, Ultra Comfort Foam Cushion Sectional  
 Overall Height 37" | Seat Depth 21" | Seat Height 21"  
 Shown: Left Arm Sofa, Right Arm Corner Sofa  
 with Track Arm, Box Edge, Nailheads, and Tapered Leg.

Width/Length will vary depending on Arm Type + Configuration.  
 Back Cushions can be Loose or Semi-Attached.

**Customizable! Cushion style, comfort, arm style, and choice of leg design.**  
**See Planner Sheets for Options, Dimensions, and Pricing.**



Tapered Leg



Turned Leg



Shaped Leg



Box Edge Cushion



Knife Edge Cushion



Roll Arm



Track Arm



Scoop Arm



English Arm




Optional Nailhead Placement

YOUR STYLE SECTIONAL [RFF]

PATTERN AVAILABILITY:  
 RG, PS, NM, RS

**SU CASA**  
 — It's Your Home —  
 SUCASA.FURNITURE



# YOUR STYLE FURNITURE [RFF]

## SOFA & CHAIR

4

- |  |  |   |
|--|--|---|
| <input type="checkbox"/> <b>044</b> \$3587<br>X-LARGE SOFA (4 SEAT)<br>w101" x d39" x h37" | <input type="checkbox"/> <b>002</b> \$2800<br>STANDARD SOFA (3 SEAT)<br>w83" x d39" x h78" | <input type="checkbox"/> <b>001</b> \$2800<br>APARTMENT SOFA (3 SEAT)<br>w77" x d39" x h37" |
| <input type="checkbox"/> <b>003</b> \$3112<br>LARGE SOFA (3 SEAT)<br>w89" x d39" x h37"    | <input type="checkbox"/> <b>022</b> \$2800<br>STANDARD SOFA (2 SEAT)<br>w83" x d39" x h37" | <input type="checkbox"/> <b>021</b> \$2800<br>APARTMENT SOFA (2 SEAT)<br>w77" x d39" x h37" |
| <input type="checkbox"/> <b>033</b> \$3112<br>LARGE SOFA (2 SEAT)<br>w89" x d39" x h37"    | <input type="checkbox"/> <b>030</b> \$3737<br>Q SLEEP SOFA (3 SEAT)<br>w83" x d39" x h37"  | <input type="checkbox"/> <b>006</b> \$1700<br>CHAIR<br>w31" x d39" x h37"                   |
| <input type="checkbox"/> <b>004</b> \$2737<br>LOVESEAT (2 SEAT)<br>w58" x d39" x h37"      | <input type="checkbox"/> <b>031</b> \$3737<br>Q SLEEP SOFA (2 SEAT)<br>w83" x d39" x h37"  | <input type="checkbox"/> <b>016</b> \$1850<br>SWIVEL CHAIR<br>w31" x d39" x h37"            |

## OTTOMAN & CHAISE KIT

4





- |  |   |  |
|--|---|--|
| <input type="checkbox"/> <b>005</b> \$787<br>OTTOMAN<br>w25" x d20" x h19"                     | <input type="checkbox"/> <b>065</b> \$1075<br>CHAISE OTTOMAN KIT<br>FOR 002 3 SEAT SOFA<br>w29" x d53" x h21" | <input type="checkbox"/> <b>165</b> \$1000<br>CHAISE OTTOMAN KIT<br>FOR 044 4 SEAT OR 001 3 SEAT SOFAS<br>w27" x d53" x h21" |
| <input type="checkbox"/> <b>075</b> \$787<br>OTTOMAN<br>FOR SWIVEL CHAIR<br>w25" x d20" x h19" | <input type="checkbox"/> <b>066</b> \$387<br>OTTO CUSHION TOP<br>FOR CHAISE KIT 065<br>w29" x d28" x h7"      | <input type="checkbox"/> <b>166</b> \$387<br>OTTO CUSHION TOP<br>FOR CHAISE KIT 165<br>w27" x d28" x h7"                     |

## SECTIONAL



4

- |  |   |  |
|--|---|--|
| <input type="checkbox"/> <b>010</b> \$2025<br>CORNER CHAIR<br>w39" x d39" x h37"     | <input type="checkbox"/> <b>119</b> \$3587<br>RT ARM CORNER SOFA<br>w92" x d39" x h37"    | <input type="checkbox"/> <b>115</b> \$2575<br>RIGHT ARM LOVESEAT<br>w54" x d39" x h37" |
| <input type="checkbox"/> <b>113</b> \$2025<br>RIGHT ARM CHAIR<br>w30" x d39" x h37"  | <input type="checkbox"/> <b>118</b> \$3587<br>LT ARM CORNER SOFA<br>w92" x d39" x h37"    | <input type="checkbox"/> <b>114</b> \$2575<br>LEFT ARM LOVESEAT<br>w54" x d39" x h37"  |
| <input type="checkbox"/> <b>112</b> \$2025<br>LEFT ARM CHAIR<br>w30" x d39" x h37"   | <input type="checkbox"/> <b>117</b> \$2887<br>RIGHT ARM SOFA<br>w79" x d39" x h37"        | <input type="checkbox"/> <b>041</b> \$2262<br>ARMLESS LOVESEAT<br>w65" x d39" x h37"   |
| <input type="checkbox"/> <b>061</b> \$1612<br>ARMLESS CHAIR<br>w25" x d39" x h37"    | <input type="checkbox"/> <b>116</b> \$2887<br>LEFT ARM SOFA<br>w79" x d39" x h37"         | <input type="checkbox"/> <b>011</b> \$2337<br>WEDGE<br>w69" x d39" x h37"              |
| <input type="checkbox"/> <b>111</b> \$2575<br>RIGHT ARM CHAISE<br>w30" x d68" x h37" | <input type="checkbox"/> <b>123</b> \$3812<br>RT ARM Q SLEEPER SOFA<br>w79" x d39" x h37" | <input type="checkbox"/> <b>127</b> \$2962<br>RIGHT ARM CUDDLER<br>w68" x d55" x h37"  |
| <input type="checkbox"/> <b>110</b> \$2575<br>LEFT ARM CHAISE<br>w30" x d68" x h37"  | <input type="checkbox"/> <b>122</b> \$3812<br>LT ARM Q SLEEPER SOFA<br>w79" x d39" x h37" | <input type="checkbox"/> <b>126</b> \$2962<br>LEFT ARM CUDDLER<br>w68" x d55" x h37"   |



ARM DESIGN

- AT**  TRACK ARM
- AS**  SCOOP ARM
- AE**  ENGLISH ARM
- AR**  ROLL ARM  
ADD EXTRA 2" PER ARM FOR WIDTH

CUSHION STYLE & COMFORT

- 200** LOOSE
  - S** ULTRA COMFORT FOAM (STANDARD)
  - CF** PLUSH COMFORT FOAM
  - 100** SEMI-ATTACHED
  - EF** FIRM (NO EXTRA CHARGE)
  - DWN** COMFORT DOWN
  -   **B** BOXED LOOSE BACK
  -   **K** KNIFE LOOSE BACK
- PRICED PER PIECE (CF & DWN)  
 OTTOMAN +\$162  
 OTTOMAN CUSHION TOP +\$120  
 ARMLESS CHAIR +\$187  
 CHAIRS, ARMLESS LOVESEAT +\$237  
 ALL OTHER PIECES +\$312

LEG DESIGN

-   TAPERED
-   TURNED
-   SHAPED

DETAILING

PATTERN AVAILABILITY:  
RG, PS, NM, RS

FABRIC NUMBER

- STANDARD MATTRESS
- MEMORY FOAM MATTRESS +\$375

LEG FINISH  
SEE SAMPLES FOR OPTIONS

SKETCH OF SECTIONAL:

- #** TOSS PILLOWS 2/\$110  
AVAILABLE WITH SOFA/SECTIONAL  
18" WELTED, DOWN-BLEND

TOSS PILLOW FABRIC NUMBER

- WE** CONTRAST WELTING  
CHAIR +\$125  
SOFA +\$237  
SECTIONAL +\$237 PER PIECE  
OTTOMAN/CHAISE KIT +\$75

CONTRAST FABRIC NUMBER

**NAILHEADS**  
 CHAIRS, SM. ARMLESS, OTTOMANS +\$112  
 LG. ARMLESS, LOVESEATS +\$162  
 ALL SOFAS +\$162  
 CHAISES, CUDDLERS, WEDGE +\$162

BRASS, PEWTER, BLACK NICKEL, GOLD, OR NONE