



Layering with Shino Glazes















Our Shino glazes are designed to emulate the look of a gas fired shino when fired in an electric kiln, but they can also be used to create a whole new range of finishes unlike anything else. The eighteen Shino colors can be layered under or over nearly any of our glazes, making them some of the most versatile cone 6 glazes available.

On this page, you will find our entire series of Shino glazes, as they appear when layered over our Gloss Black. The combinations are endless, but for a good starting place, try a Shino over any of the Gloss colors (click [here](#) to see a list of glazes by series.)

The cups shown here are made of a speckled buff colored clay, bisque fired to cone 06, but these glazes look great on any cone 5-6 clay.

For brushing, apply 3 coats of Black. Allow to dry, then apply 2 to 3 coats of the Shino color. The glazes can also be applied by dipping, one coat of each color.

Fire to between witness cone 5 and cone 6. (We fired these cups to cone 5 [fast] with a 15 minute hold.)

<p>Blue Shino MBG043</p>  <p>OVER</p>  <p>Black MBG002</p> 	<p>Butterscotch Shino MBG086</p>  <p>OVER</p>  <p>Black MBG002</p> 	<p>Cedar Shino MBG087</p>  <p>OVER</p>  <p>Black MBG002</p> 
Blue Shino	Butterscotch Shino	Cedar Shino
<p>Desert Sage MBG061</p>  <p>OVER</p>  <p>Black MBG002</p> 	<p>Espresso Bean MBG059</p>  <p>OVER</p>  <p>Black MBG002</p> 	<p>Goldenrod Shino MBG088</p>  <p>OVER</p>  <p>Black MBG002</p> 
Desert Sage	Espresso Bean	Goldenrod Shino

<p>Green Shino MBG044</p>  <p>OVER</p>  <p>Black MBG002</p> 	<p>Leopard Shino MBG089</p>  <p>OVER</p>  <p>Black MBG002</p> 	<p>Light Blue Shino MBG067</p>  <p>OVER</p>  <p>Black MBG002</p> 
Green Shino	Leopard Shino	Light Blue Shino
<p>Light Green Shino MBG068</p>  <p>OVER</p>  <p>Black MBG002</p> 	<p>Light Shino MBG045</p>  <p>OVER</p>  <p>Black MBG002</p> 	<p>Mocha Shino MBG090</p>  <p>OVER</p>  <p>Black MBG002</p> 
Light Green Shino	Light Shino	Mocha Shino
<p>Pistachio Shino MBG093</p>  <p>OVER</p>  <p>Black MBG002</p> 	<p>Plum Shino MBG092</p>  <p>OVER</p>  <p>Black MBG002</p> 	<p>Sandstone Shino MBG094</p>  <p>OVER</p>  <p>Black MBG002</p> 
Pistachio Shino	Plum Shino	Sandstone Shino
<p>Shino MBG042</p>  <p>OVER</p>  <p>Black MBG002</p> 	<p>Steel Gray Shino MBG096</p>  <p>OVER</p>  <p>Black MBG002</p> 	<p>Sunrise Shino MBG097</p>  <p>OVER</p>  <p>Black MBG002</p> 
Shino	Steel Gray Shino	Sunrise Shino