

RADIANT LARGE CURVED HARDWIRED

INSTALLATION INSTRUCTIONS



WARNINGS

PLEASE READ THE FOLLOWING INFORMATION BEFORE INSTALLING AND USING YOUR HEATED TOWEL RACK

- These units should be installed by a certified electrician in accordance with the National Electrical Code (NEC) and the Canadian Electrical Code (CEC).
- The unit requires a 120 volt, 60 Hz power source and should be installed on a GFCI protected circuit.
- Plug-in units should be connected to a grounded outlet with a minimum rating of 10 amps.
- Follow instructions to ensure the learned is securely fix the wall. Unit is designed for drying towels. Under no circumstances should anyone climb on or hang on unit.
- Unit is intended for indoor use only. Do not place units inside a shower, sauna, steam room, or wherever unit would be exposed to water.

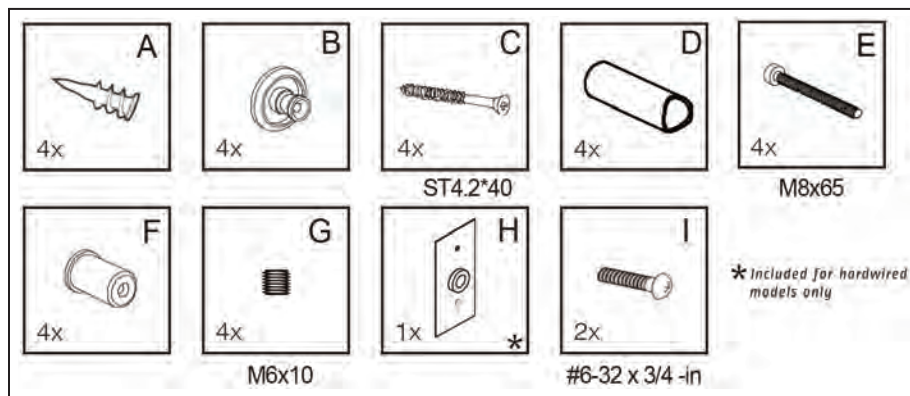
CAUTION

- As this is a heating device, the surface temperature can increase depending on the ambient temperature in the room and the number of tiles apply to the unit.
- Overloading the unit can cause the unit to become extremely hot and they result in a burn it touched and or damage the towels.
- The fasteners provided with installation kit are for convenience only are not suitable for all installation conditions.
- It is the ultimate responsibility of the installer to ensure proper mounting hardware is employed in attaching the unit to the wall.

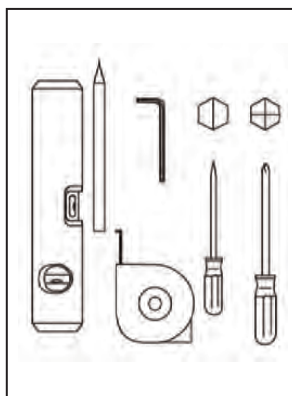
OPERATING INSTRUCTION

- After installation, connect electrical power.
- Remove the protective cover from the switch and turn it to the on position.
- The indicator light will glow red and the towel warmer will start to heat — allow 10–20 minutes to heat up.
- This towel warmer has been designed to run continuously—turn off the switch or unplug the cord in the tower is not in use for long periods of time.
- Never use an extension cord for plug-in models.

INCLUDED COMPONENTS



TOOLS REQUIRED



WARRANTY

2 YEARS
 THE WARRANTY COVERS DEFECTS IN WORKMANSHIP AND MATERIALS

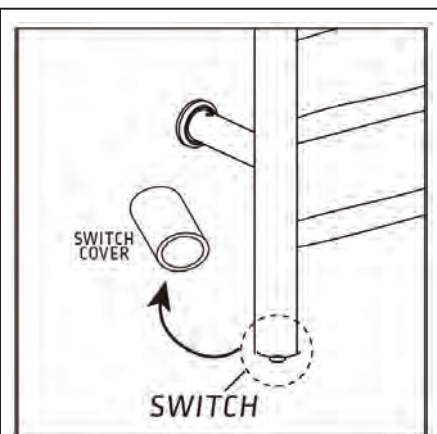
Two year limited warranty with proof of purchase will apply if all terms and conditions of sale are met and installation instructions are adhered to.

FOR FULL WARRANTY AND TERMS OF SALE VISIT:
www.ambaproducts.com/warranty


SKUS

RWHL-CP | RWHL-CB
 P - POLISHED | B - BRUSHED

INTEGRATED SWITCH



- The radiant collection features an integrated on/off switch.
- Remove plastic cover after installation
- Switch is located on the bottom of the left vertical bar.
- Press switch to power on unit.
- Switch will illuminate when on.



PARAMETER

Amba



CONFORMS TO UL STD.499
 CERTIFIED TO CSA STD C22.2 NO.64
 TOWEL WARMER | MODEL: RWHL-C

RATED VOLTAGE: 120V-
 RATED FREQUENCY: 60Hz
 RATED POWER INPUT: 150W
 SERIAL NO:

CAUTION:

HOUSEHOLD USE ONLY
 DO NOT IMMERSE IN WATER
 HOT SURFACE: AVOID CONTACT

UTILISATION DU MÉNAGE SEULEMENT
 NE PAS PLONGER DANS L'EAU
 SURFACE CHAUDE ÉVITER CONTACT

CONTACT

TEL: 404-350-9738 FAX: 404-355-0166

EMAIL:
customerservice@ambaproducts.com

www.ambaproducts.com

