



## Potency Results

**Sample Name:** Tropical Thunder

**Client:**

**Client Batch ID:**

Pinnacle-Analytics.com  
3549 Lear Way, Suite 101  
Medford OR 97504  
P:(541)300-8217

**Sample ID:** rC-H-109-D15

**Matrix:** Flower

**Prep Analyst:** Megan E.

**Analysis Method:** 0630322+1 H4 4-21-2022 #1.lcm

**Sampling Method:** N/A

**Reference Method:** JCB 2009: HPLC/DAD

**Analysis Batch:** 2-16-2023 H4 101, 109, 185, 205, 208 Flower

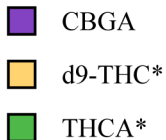
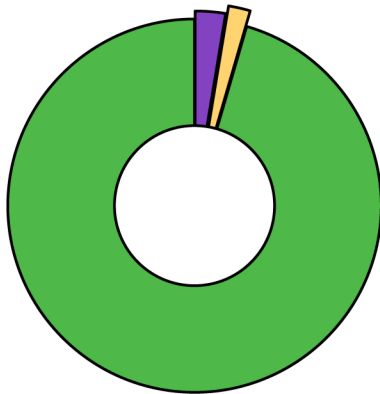
Date Sampled: 4/16/2023

Date Reported: 4/21/2023

Client License:

2099 Emigrant Creek Rd  
Ashland OR 97520

**Total THC** (THCA\*0.877+d9-THC) **22.0%**  
**Total CBD** (CBDA\*0.877+CBD) **<LOQ%**  
**Moisture Content** **14.9%**




Cannabinoid	% Weight	mg/g
CBDVA	<LOQ	<LOQ
CBDV	<LOQ	<LOQ
CBDA*	<LOQ	<LOQ
CBGA	0.973	9.73
CBG	<LOQ	<LOQ
CBD*	<LOQ	<LOQ
THCV	<LOQ	<LOQ
CBN	<LOQ	<LOQ
d9-THC*	0.188	1.88
d8-THC	<LOQ	<LOQ
CBC	<LOQ	<LOQ
THCA*	24.6	246.0
<b>Total Cannabinoids</b>	<b>25.8</b>	<b>258.0</b>

\*ORELAP Accredited Analyte

Limit Of Quantitation: 0.1%, analyte not measured



These test results may not be altered or reproduced except in full without the permission of Pinnacle Analytics. These results were generated following the Oregon Administrative Rules and in accordance with the NELAP Institute under ORELAP License #4152  
Report generated by Routine\_Potency\_Rev10\_7-17-2022

  
Kris Ford, PhD  
Lab Director