



HARDWARE FURNITURE



TRADE CATALOGUE 2015



Index

Mattress	H-04
Table	H-05
Table Legs	H-06
Hinges	H-09
Cupboard Catch	H-11
Handles	H-13
Gas Strut	H-14
Storage	H-15
Internal Fixings	H-16
External Fixings	H-19
Curtains	H-20
Roof - Camper Mechanism	H-21

Hardware - Furniture

Camec's range of hardware for RV's is extensive and covers all aspects for repairing or updating your RV with the latest products. New RV's are expensive so why not give your van a new lease of life. Camec can supply your every need from a new mattress to catches, hinges, tables and legs and so much more. Canopy lift mechanisms, roll out pantry baskets and gas struts are also available in the huge range of hardware on offer from Camec. Make your life on the road more enjoyable and replace your ageing parts with stylish up to date hardware from Camec.



Canopy Lifter Flat

See page 21



Rollout Pantry & 2 x 110mm Baskets

See page 15



Innerspring Mattress 1880mm x 1370mm Cut Corner

See page 04



Mattress



Mattress Innerspring Cut Corner

When space is a premium, cut corner mattresses allow you to utilise all the available room.

Dimensions: 1880mm (l) x 1220mm (w) cut corner
MATTRESS INNERSPRING 1880MM X 1220MM 035154
MATTRESS INNERSPRING 1880MM X 1370MM 035155



Mattress Innerspring Mattress Square Corner (Archer)
Time to replace your caravan mattress? Camec has single & double mattresses available in a variety of sizes to suit your RV.
MATTRESS SINGLE INNERSPRING 1880MM X 762MM 007741
MATTRESS DOUBLE INNERSPRING 1880MM X 1220MM 007717



Innerspring Mattress Standard
The standard size for a double bed mattress in most RV's is 1800mm x 1220mm, but other sizes are available. Innerspring mattresses are available in various qualities, based on the number of springs per mattress.
035150



Mattress Innerspring 1880mm x 1220mm Deluxe
Just because you are in an RV doesn't mean you can't have a good night's sleep. This deluxe mattress will ensure you awake refreshed.
035151



Table



Aluminium Table Hinge

Male section mounts onto table and the female section attaches to the wall.
Sold Pk/2

- FEATURES:
- Includes 1 x male hinge and 1 x female hinge

ALUMINIUM TABLE HINGE MALE AND FEMALE SECTION 035210
ALUMINIUM TABLE HINGE 4M CLEAR ANODISED FEMALE 034299
ALUMINIUM TABLE HINGE 4M CLEAR ANODISED MALE 034298



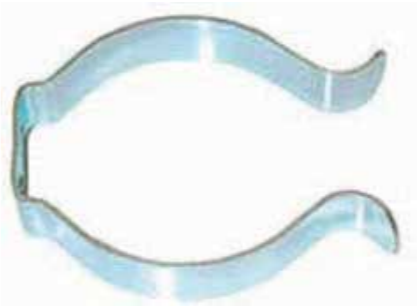
Folding Bracket
305mm spring loaded.
Colour White
008006



Plastic Hinge - Table Support Leg
Replacement plastic hinge for table support legs - refer to codes 007873, 007874 and 007875.
007908



Plastic Bracket To Suit Table Slide
Replacement bracket for table slide kit - refer code 007960.
007961



Breha Clip - Island Leg Pole
For storage of island table leg poles when table is not in use.
007912



Table Slide Rail Kit
Suits bi-fold and folding table legs.
Kit includes: 2 x plugs, 2 x brackets, 2 x 950mm alloy rails
007960

Table Legs



Fiamma Tube Pro Table Leg

Chrome tube for the Tube Pro 70 table leg. Made from anodised aluminium.

FEATURES:

- The Tube Pro table leg comprises of 3 parts - tube (code 040271), flush top (code 007914), recessed base (code 007913) & optional tripod used to convert table for outdoor use (code 040199). Each item is sold individually
- Can easily be dismantled and stored
- Height: 700mm

RECESS BASE PLATE 007913 FOLDING TRIPOD BASE 040199
DOME TOP PLATE 007914 TUBE PRO TABLE LEG 040271



Camec Wineglass Table Leg

Features a round reinforced base plate that provides maximum support for the tubular leg. It is fitted with an angle iron top plate that makes the whole table very firm.

FEATURES:

- The base plate can be anchored to the floor for travelling

CAMEC WINEGLASS TABLE LEG Chrome 038576
CAMEC WINEGLASS TABLE LEG Silver 039970
CAMEC WINEGLASS TABLE LEG Beige 038034

Table Legs



Recessed Base Plate - Island Leg

Replacement recessed base plate for Island tube table set - refer code 007876

007911



Wineglass Table Leg Angle Iron Top

A wineglass shaped leg with an angle iron split.

SPECIFICATIONS:

- Table leg height: 730mm(h)
- Base: 420mm (diameter)

007884



Easy-Lift Table Leg & Adjustable Plate

This telescopic table leg has an adjustable height floor plate to allow for correct height setting when table is being used as a bed base. Lock knob tightens a friction shim to prevent accidental movement.

SPECIFICATIONS:

- Overall height dimension: 855mm
- Closed height dimension: 480mm

007890



Base Pedestal Leg Large Split

Replacement table leg base for pedestal table angle iron top - refer code 007880.

Colour Chrome

007925



Top Cross Pedestal Table Leg (Split Long Leg)

To suit Breha pedestal table legs (long leg).

SPECIFICATIONS:

- Overall height: 855mm
- Closed height: 480mm
- 660mm x 390mm

007922



Top Plate for Pedestal Table Leg Split

Replacement top plate for pedestal table leg split - refer code 007881.

007921

Swing Away Table Leg 4 Piece

Swings away where space is very restricted. Has been designed to swing table out of the way when not being used to provide more space in van.

FEATURES:

- Includes leg, top plate & bottom plug to secure to floor
- Collar attaches to the side of seat to give added support to leg
- 2 legs required for longer tables

SPECIFICATIONS:

- Underside of table to floor dimension: 750mm
- Offset: 210mm
- Tube dimension: 38mm
- Weight: 2.79kg

007892



Top Plate Swing Away Table Leg

Has been designed to swing table out of the way when not being used to give more space.

FEATURES:

- Swing away table leg, comes complete with base, middle bracket and top plate.
- Has a sturdy construction with a black finish.

SPECIFICATIONS:

- Top plate dimension: 200mm x 200mm (with 4 mounting holes)
- Dimensions for tube: 730mm(h) x 31mm (diameter)
- Offset: 210mm

007895



Wineglass Beige Tube

Replacement tube for wineglass table leg - refer code 038034.

SPECIFICATIONS:

- Dimensions: 610mm(h) x 45mm(diameter)

035646



Breha Island Tube Table Leg Set

Tapered recessed base provides a firm fit and steady support for chrome tube.

SPECIFICATIONS:

- Table leg height: 655mm
- Base/Plate: 200mm diameter

007876



Tube Tubular Island Leg

Replacement table leg for Island tube table set - refer code 007876

FEATURES:

- Optional tripod for outdoor use

SPECIFICATIONS:

- Dimensions: 695mm (length) x 42mm diameter

Colour Chrome

007910



Top Plate - Tubular Island Leg

Replacement top plate for Island tube table set - refer code 007876

007909



Wineglass Table Leg Tube Only

Replacement tube for wineglass table leg - refer code 039970.

SPECIFICATIONS:

- Dimensions: 590mm (l) x 45mm diameter

007934



Split Base - Wineglass Table Leg Less Wing Nut

Replacement base for wineglass table leg - refer code 039970.

007936



Wingnut - Wineglass Table Leg

Replacement wingnut for wineglass table leg - refer code 039970.

007937

Table Legs



Swing Away Collar for Table Leg

Replacement swing away collar for table leg - refer code 007892.

007897



Wineglass Leg Bent Tube

Replacement bent wineglass tube - refer code 035213.

Colour White

034515

Wineglass Leg Bent Tube Only

FEATURES:

- Centre Bent tube section removes to fold table down, and allows the table to rotate in an offset method to give greater clearance.
- The top is removable with a finger knob.
- This does NOT include a table top, these must be individually made by the customer.

SPECIFICATIONS:

- Table leg height: 700mm
- Base: 430mm (diameter)
- The top plate is 300mm x 170mm
- The pipe is 45mm outside diameter.
- The pipe offset is 200mm.

Colour Grey

035213



Table Legs



Locking Knob - Easy Lift Leg

Replacement locking knob with a 3/8in Whitworth thread to suit Eazy lift table leg - refer code 007890.

SPECIFICATIONS:

- 3/8 inch Whitworth thread

Colour Black

007940



Table Leg Top Flush

Replacement top flush top plate base to suit tube 45mm in diameter.

035547



Table Leg Base Recessed

Replacement recessed base to suit tube 45mm in diameter.

035548



Table Leg - V Type

These simple "V" shaped, chromed wire legs which lock for vertical support, can pivot horizontally under the table top for ease of storage or when the table top is being used as a bed.

SPECIFICATIONS:

- Dimensions: 80mm(l) x 710mm(h) x 20mm(d)

007904

Bi-Fold Table Leg

This unique table top hinge set offers versatility and portability. It can also serve as a bed base.

FEATURES:

- Unique European style aluminium leg.
- Adjusts to both table and bed height.
- The table top can be lifted from the wall bracket and positioned elsewhere on the caravan, even outside.

SPECIFICATIONS:

- Height: 675mm
- Bi-Fold height: 315mm

007905



Folding Table Leg 675mm

This unique table top hinge set offers versatility and portability. The table top can be lifted from the wall bracket conveniently positioned elsewhere on the caravan, even outdoors.

007906



Pedestal Table Leg Angle Iron Top

The 4 way chrome base is bolted to the floor with the supplied eye bolt, the table can be easily removed to use outside or to make the bed. The chrome tube and angle iron top can be removed by undoing the wing nuts top and bottom.

FEATURES:

- Can be anchored to the floor for travel but can also be moved for use elsewhere
- Freestanding
- Sturdy table legs with an angle iron top plate for extra support.
- Includes 2 long & 2 short legs on base

SPECIFICATIONS:

- Table leg height: 690mm
- Long Base: 615mm x 830mm

007880



Pedestal Table Leg With Top Plate

Pedestal table leg with plate top is ideal for smaller table tops with the same portability as all pedestal legs.

SPECIFICATIONS:

- Table leg height: 640mm
- Base: 610mm (diameter)

007881



Tube Pedestal Table Leg

Replacement table leg tube for pedestal table angle iron top - refer code 007880.

SPECIFICATIONS:

- Dimensions: 690mm (length) x 46mm diameter

Colour Chrome

007924

Hinges



Utility Straight Hinge

Dimensions: 305mm (length) x 5mm (height) x 30mm (depth)

035360



Piano Hinge

Continuous light weight hinge. Sold in 2m lengths.

Colour Brass

008040



Table Support Leg

Hinged support leg for table tops when converting to bed base.

TABLE SUPPORT LEG (305MM)
TABLE SUPPORT LEG (355MM)
TABLE SUPPORT LEG (457MM)

007873
007874
007875



Wineglass Table Swivel Adaptor

Replacement bracket in two sizes and fits most existing table tubes that are around 45mm in diameter.

FEATURES:

- These allow an existing table to swing out of the way, by offsetting the table top from the centre pole
- The short and long differ in the distance of the offset

SHORT ADAPTOR 205 X 80 X 100 BLACK 038519
LONG ADAPTOR 260 X 80 X 100 GREY 038520

Hinges



Cupboard Hinge

Popular semi concealed flat leaf cupboard hinge in a choice of two finishes.

CUPBOARD HINGE T1500F FLAT	Bronze	008024
CUPBOARD HINGE T1500F FLAT	Brass	008025
CUPBOARD HINGE T1600F FLAT	Bronze	008026
CUPBOARD HINGE T1600F FLAT	Brass	008027



Cupboard Hinge Bent

Florentine bronze

FEATURES:

- Larger concealed flat flange for fixing to wide cupboard door trim frames.
- The offset hinge designed for use with DE5 cupboard door moulding

Colour Bronze

008028

Cupboard Hinge Weld On Flat (601)

A semi concealed flat leaf cupboard hinge. Fits flush on the outside of the frame and flush on the inside of the door

SPECIFICATIONS:

- Zinc finish
- Hole centres on long side 52mm
- Hole centres on short side 26mm

CUPBOARD HINGE WELD 601 FLAT	Silver	008031
CUPBOARD HINGE WELD OFFSET	Silver	008033



Mini Door Offset Hinge No 18

Semi concealed lightweight, non-rusting, aluminium hinge for mini access doors

Colour Chrome

015651



Butterfly Hinge

BUTTERFLY HINGE
BUTTERFLY HINGE

Brass	008036
Nickel	008034



Butt Hinge Zinc Plated

Zinc plated

BUTT HINGE 50MM	008054
BUTT HINGE 70MM	008055



Butt Hinge Plastic

51mm

FEATURES:

- Nylon
- Heavy duty
- Durable

008019



Bench Seat Hinge

FEATURES:

- Spring operated hinge designed to retain seat tops (up to 12kg) in the raised position at an angle.
- Available only in pairs (left & right)

008043



Cupboard Catch



Cupboard Catch

A rosette (outer ring), push button knob and back catch, are required to make up a complete cupboard catch. An angle striker, may be used if required. Each item is sold separately.

FEATURES:

- Back catch, is attached to the back surface of door
- Rosette and Push button knobs comes in different sizes and various colours to suit door thickness of 16mm - 19mm

SPECIFICATIONS:

- Plastic construction
- Suit door thickness of 16-19mm (depends on rosette)
- Hole dimensions: 19.5mm diameter
- Centre of door hole: 16mm from door edge

ROSETTES

NAME	COLOUR	CODE
MINI	Nickel plated	008141
16MM	Polished Brass	008147
16MM	Nickel plated	008150
16MM	White	008151
19MM	Polished Brass	008153
19MM	White	008157
19MM	Nickel plated	008156
19MM	Brown	008154

PUSH BUTTON KNOB

NAME	COLOUR	CODE
MINI	Nickel plated	008137
16-19MM	Polished Brass	008130
16-19MM	Nickel plated	008133
16-19MM	White	008134

BACK CATCH

NAME	COLOUR	CODE
MINI	Brown	008143
MINI	Nickel plated	008144
MINI PUSH LOCK	White	008145
LARGE	White	008097

ANGLE STRIKERS - OPTIONAL

NAME	CODE
PUSH BUTTON CATCH	008103
PUSH LOCK DOOR CATCH	008119
REC STRIKER PUSH BUTTON CATCH	008104



Cupboard Catch

A strong plastic spring-loaded catch used in many early model caravans. Sold Pk/2.

Colour Brown

008081



Camec Nickel Catch Set

Camec 13mm nickel catch set includes catch, rosette, knob & striker plate.

CAMEC 13MM CATCH SET	Nickel	008089
CAMEC 19MM CATCH SET	Nickel	008091



Cupboard Catch Long Stem

The 1269B long stem cupboard catch is a pull catch that suits a cupboard door with a 20mm thickness. It accepts various knobs and includes striker plate.

008080

Cupboard Catch



Cupboard Catch

A strong plastic spring-loaded catch used in many early Franklin caravans. (2 part).

SPECIFICATIONS:

- Ideal for doors that are 10mm thick.
- These measure 73mm from rear single screw hole to each front screw hole.

Colour Brown

008078



Cupboard Catch

2 piece short stem catch to suit 10mm door thickness. Accepts various knobs.

008079



Roller Catch-Cupboard

A positive action roller catch.

008059



Cupboard Catch

Cupboard Catch, push button. A very popular push button catch. Can be used with any handle.

CUPBOARD CATCH (H025)

Gold 008072

CUPBOARD CATCH (H025)

Chrome 008073



Ferrule For H025 Catch Set

Replacement ferrule for H025 catch set - refer codes 008072 and 008073.

FERRULE H025

Gold 008074

FERRULE H025

Chrome 008075



Cupboard Vertical Catch Nylon

Gripper catch, vertical, (2 parts). There are two pieces that make up the vertical gripper catch. The image here shows each piece from two different angles for clarity. These are used to keep cupboard doors or draws closed. This version is usually placed on a vertical side.

FEATURES:

- strong and positive nylon gripper catch for cupboard doors and drawers.
- Vertical striker
- The width of the base is 13mm x 32mm.

008061



Push Lock Shower Door Catch

Suitable for shower door.

Colour White

008120



Baggage Plastic Door Catch

Keeps baggage compartment open. Catch mounts on vehicle and allows easy, trouble free access.

Colour White

008067



Screw Gripper Catch

008060

Handles



Grab Handle Vecam - White

A strong plastic grab handle suitable as a pull handle on the corner of caravans or Camper Trailers.

FEATURES:

- These no longer come with the gasket. Please use silicone under the handle and also on the threads of your screws!

SPECIFICATIONS:

- Overall length is 158mm.
- 23mm between hole centres horizontally.
- 136mm between hole centres vertically

GRAB HANDLE VECAM

Grey 007980

GRAB HANDLE VECAM

White 007983



Grab Handle Gasket Vecam

Replacement gasket for grab handle - refer code 007980.

GASKET VECAM

Grey 007981

GASKET VECAM

White 007984



Grab Handle Plastic

A strong plastic grab handle suitable as a pull handle on the corner of caravans or camper trailers.

FEATURES:

- These no longer come with the gasket. Please use silicone under the handle and also on the threads of your screws!

SPECIFICATIONS:

- Overall length is 158mm
- 23mm between hole centres horizontally
- 136mm between hole centres vertically.

Colour White 007988



Grab Handle

GRAB HANDLE 100MM

Chrome 007977

GRAB HANDLE 152MM

Chrome 007979



Firmotop Stay Cupboard Stay Up

FEATURES:

- Chrome finish cupboard stay up
- Spring pressure supports the flap when raised and holds it firmly against the cabinet when closed.

SPECIFICATIONS:

- Opens to 130mm overall

Colour Chrome

008009



Cupboard Stay Up G-Strut Type

A strong spring loaded stay ideally suited for supporting top hinged cupboard doors.

008008



Emro Handle

A strong chrome plated handle suitable as a pull handle on the corner of caravan.

SPECIFICATIONS:

- Length: 130mm

Colour Chrome

036752



Plastic Cupboard Stay Up

Positive plastic overhead cupboard door support stay.

Colour Beige

008007



Window Stay

This folding stay is available in two sizes and was often used as a window stay in older caravans.

SMALL (802)

008014

LARGE (802)

008013



Elbow/Kangaroo Catch

FEATURES:

- Spring loaded securing catch.
- Zinc plated steel

008087



Lockwood 200 Stream Latch

Main door lock ideal for narrow door stiles.

Colour Chrome

008235



Compress Latch Small Flush Fitting On Service Doors

Colour Chrome

008238

Gas Strut



Gas Strut Only

These gas struts are used to assist the lifting of the roof of many pop-tops. Please note: Ensure the extended length is suitable and that the ends are similar.

FEATURES:

- Suitable for Jayco Vans

SPECIFICATIONS:

- Length: 818mm
- Does not include cup and ball
- Weight capacity: 30kg

Gas Strut Only 300N - 818mm
Gas Strut Only 400N - 818mm

008393
008394



Gas Strut Bracket

Gas Strut Bracket
Gas Strut Mounting Bracket

008384
008381

Gas Strut With Ball Studs.

These gas struts are used to assist the lifting of the roof of many pop-tops. Please note: Ensure the extended length is suitable and that the ends are similar.

GAS STRUT 100N - 525MM COMPLETE WITH BALL STUDS.	008406
GAS STRUT 125N - 195.5MM COMPLETE WITH BALL STUDS.	040273
GAS STRUT 150N - 317MM COMPLETE WITH BALL STUDS.	015645
GAS STRUT 150N - 450MM COMPLETE WITH BALL STUDS.	035305
GAS STRUT 150N - 525MM COMPLETE WITH BALL STUDS.	008407
GAS STRUT 200N - 525MM COMPLETE WITH BALL STUDS.	008408
GAS STRUT 230N - 525MM COMPLETE WITH BALL STUDS.	008424
GAS STRUT 240N - 825MM COMPLETE WITH BALL STUDS.	008397

GAS STRUT 250N - 430MM COMPLETE WITH BALL STUDS.	035302
GAS STRUT 250N - 525MM COMPLETE WITH BALL STUDS.	008409
GAS STRUT 290N - 825MM COMPLETE WITH BALL STUDS.	008398
GAS STRUT 300N - 525MM COMPLETE WITH BALL STUDS.	008410
GAS STRUT 330N - 525MM COMPLETE WITH BALL STUDS. COROMAL WITH BALLS	008425
GAS STRUT 330N - 825MM COMPLETE WITH BALL STUDS.	008395
GAS STRUT 350N - 525MM COMPLETE WITH BALL STUDS.	008411
GAS STRUT 400N - 816MM COMPLETE WITH BALL STUDS.	008426
GAS STRUT 400N - 525MM COMPLETE WITH BALL STUDS.	008412
GAS STRUT 435N - 525MM COMPLETE WITH BALL STUDS.	008396
GAS STRUT 500N - 525MM COMPLETE WITH BALL STUDS.	008413
GAS STRUT 600N - 525MM COMPLETE WITH BALL STUDS.	008414
GAS STRUT 600N - 525MM COMPLETE WITH BALL STUDS.	035297

Storage



Rollout Pantry & Baskets

The pull out frame is made from tubular steel and is epoxy coated. The pantry comes with 2 chrome plated wire baskets that clip onto the pull out frame. Each basket measures 455mm x 110mm x 75mm deep. The door is NOT included, so can be made to different widths to suit the opening. The main frame is 570mm x 450mm (20mm tube steel) which slides into the cupboard on runners and can be reversed so the baskets can face either way.

Additional baskets are also available.

FEATURES:

- Keeps goods secure while travelling
- Includes 2 baskets

SPECIFICATIONS:

- Frame dimension: 570mm x 450mm.
- Basket dimension: 455mm(l) x 110mm(h) x 75mm(d)
- Space required for pantry: 140mm(w) x 570mm(h) x 475mm(d)
- Chrome plated baskets.

ROLLOUT PANTRY & 2 X 110MM BASKETS	000122
ROLLOUT PANTRY & 2 X 200MM BASKETS	000125
ROLLOUT PANTRY & 3 X 260MM BASKETS	000126



Rollout Pantry Basket

Replacement or spare pantry basket to suit roll out pantry - refer code 000125 (Rollout pantry & 200mm baskets) This is a chrome plated wire basket that clips onto the roll out pantry frame. Dimensions: 470mm(l) x 105mm(h) x 110mm(d).

000124




Rollout Pantry Basket

Replacement or spare pantry basket to suit roll out pantry - refer code 000122 (Rollout pantry & 110mm baskets). This is a chrome plated wire basket that clips onto the roll out pantry frame. Basket dimension: 455mm(l) x 200mm(h) x 75mm(d).

000127



Internal Fixings



Coffee Tray Rail

Retaining rail 19mm x 1.8m for narrow shelves. Decorative and functional. For use with pillar ends and throughs.
Colour Nickel



Towel Rail 3.6m

FEATURES:

- Stainless steel
- Length: 3.6m

TOWEL RAIL STAINLESS STEEL 16MM
TOWEL RAIL STAINLESS STEEL 19MM
TOWEL RAIL CHROME PLATED 19MM

039112
039113
008203

008215



Flange Rail Oval Shape

To suit coffee tray rails. Chrome plated steel.

FLANGE 5/8IN - 16MM RAIL OVAL SHAPE Chrome 008202
FLANGE 3/4IN - 19MM RAIL OVAL SHAPE Chrome 008198



Pillar Centre Rail

To suit coffee tray rails. Chrome plated steel.

PILLAR CENTRE 5/8IN - 16MM RAIL Chrome 008200
PILLAR CENTRE 3/4 IN- 19MM RAIL Chrome 008196



Tray Rail Pillar Thru

To suit coffee tray rails.

TRAY RAIL PILLAR THRU Brass 008220
TRAY RAIL PILLAR THRU Nickel 008219



Pillar Rail

To suit coffee tray rails.

PILLAR END 5/8IN - 16MM RAIL Chrome 008201
PILLAR END 3/4IN - 19MM RAIL Chrome Nickel 008197
TRAY RAIL PILLAR END Chrome Nickel 008223



Tray Rail Pillar Corner

To suit coffee tray rails.

TRAY RAIL PILLAR CORNER Brass 008221
TRAY RAIL PILLAR CORNER Nickel 008222

Internal Fixings



Utility Fasteners All Purpose Mini Elite

UTILITY FASTENERS BENT
UTILITY FASTENERS ALL PURPOSE

035315
035317



Zinc Plated Straight Fastener

035307



Alko Utility Fastener Straight

035344



Utility Fasteners Bolt On

UTILITY FASTENERS BOLT ON
UTILITY FASTENERS WELD ON

035320
035322



Millard Pow Plastic/Metal Lock Black

- Push out window swivel lock
- Plastic lever with metal base

Colour Black

008553




Utility Lynch Pin Tractor Clip B3 8mm

035385



Camlock-Long Tongue Bolt Lock 22mm

008231



Non Skid Grip Tape

FEATURES:

- Anti slip grit surface improves footing on step ladders and trailer frames
- Dimensions: 50mm(width) x 18m(length) roll

000167



Fly Screen Spline Slimline

Rubber spline (4.1mm diameter) to hold mesh securely in the designated groove of the flyscreen extrusion.

008260



Fly Screen Spline Roller

Handy tool for pushing the spline and mesh into the extrusion without distorting the frame or cutting the mesh.

008262



Millard/Alfab Pow Glaze-Wedge

008552

Internal Fixings



Cabin Hook

- CABIN HOOK - 75MM WITH EYE 008182
- CABIN HOOK - 100MM WITH EYE 008183
- CABIN HOOK - 150MM WITH EYE 008185
- CABIN HOOK - 200MM WITH EYE 008186
- CABIN HOOK EYE 008187



Camlock-Long Thread Key/Alike

- FEATURES:
- Available with either random or alike keying, short thread
 - Threaded cylinder lock commonly used on access doors.
 - 32mm

008242

External Fixing



Square Door Stop & Screw

- SQUARE DOOR STOP & SCREW 45MM White 008225
- SQUARE DOOR STOP & SCREW 69MM White 008226



Camlock-Short Thread Key/Alike

- CAMLOCK-SHORT THREAD KEY/ALIKE 16MM 008240
- CAMLOCK-LONG THREAD RANDOM KEYED 008243



Cylinder Lock - No Key

- Chrome plated thumb operated camlock for baggage doors
- Not lockable
- 5/8In wing nut

008252



Viscount Pow Grey Knob Lock

- Nylon push out window lock.
- Colour Grey

008556



Swinging Bolt & Plate 38mm (2pce)

007997



Swinging Bolt Knurled Nut

- Suit anti rattle catch
- KNURLED NUT 1/4 - SWING BOLT
 - KNURLED NUT 3/16-MED 20MM WIDE
 - KNURLED NUT 3/16 - SHADE STAY

008003
016422
016423



Fly Screen Turn Button 5/16

- A simple locking device for hinged flyscreens.
- Colour Black

008258



Garage Door Lock Metal Front Fixing

- Dimensions: 140mm(l) x 30mm(h) x 110mm(d)

008246



Screen Door Lock

- Used on camper trailer doors and shower doors.
- Colour Silver

008244



Cam Machine Lock

- Keyed randomly
- FEATURES:
- Available with either random or alike keying, short thread
 - Threaded cylinder lock commonly used on access doors.

035550



Round Door Stop & Screw 75mm

- Colour White

008228



Comerangle Bars - White

008158



Fiamma Security 46 Pro Handle

- Security handles take up little space when folded against wall. They serve as a useful handle to make entering and exiting the vehicle easier. They adapt to all doors opening both to the right and left. Includes installation brackets, screws and internal counter brackets.

034093



Holding Catch Access Door

- Colour White

008161



Fiamma Security Door Handle

- Fiamma Helping Hand Door Handle 460mm is made of solid aluminium. It serves as a convenient handle to make entering and exiting the vehicle easier, when closed back onto the door, it works as an anti-theft device.

000747

Curtains



Garage Lock Cast Tongue
Dimensions: 120mm(l) x 10mm(h) x 10mm(d)

008248



Nylon Curtain Gathering Hook
Colour White

007800



Aluminium Mini Top Glide Track (drilled)
Clear anodised drilled without runners.
Dimensions: 5m(l) x 10mm(h) x 5mm(d)

007779



Curtain Runner (Jayco)

007808



Screw Eye & Expanding Wire
SCREW EYE
SCREW HOOK

007802
007803



Curtain Tab (Jayco)

007807



End Stop Push In
To suit mini track

007798



Gathering Tape Natural (1m)

007810



Metro Curtain Track
Metro curtain track 5m long
Colour White

036495



Powder Coated Rod
FEATURES:
• Steel conduit
• Dimensions: 5m(length) x 16mm(diameter)
Colour White

007771



Expanding Plastic Coated Wire

007775



Snap In Muslin Bracket
Use screws or double sided tape to attach to wall or ceiling.
FEATURES:
• The removable cap fits onto 16mm curtain rod, then connects into the bracket. Simple design allows for easy removal of curtain clips
Colour White

007786



Cafe Curtain Clip
CAFE CURTAIN CLIP WHITE
CAFE CURTAIN CLIP BEIGE

007804
007806



Steel Curtain Gathering Hook No 7

007799



Metro Curtain Runner
To suit aluminium track - refer code 036495
Colour White

035440



Remi Concertina Door
Concertina doors are made for the RV industry and are practical and serviceable.
FEATURES:
• Double head track and nylon easy slide bearings and glide runners
SPECIFICATIONS:
• Dimensions: 1500mm(w) x 1900(h)
Colour Blue

007770

Roof - Camper Mechanism



Canopy Lifter

Canopy lift mechanisms are used to raise and lower the roof of pop-top caravans and campers.
Note: When replacing lifter it is recommended that the opposite lifter be replaced at the same time to prevent undue stress

NAME	SPRING TENSION	MAX WGT PER PCE	MAX LIFT MM	WIDTH MM	CODE
FLAT 700MM	Std	35kg	560	700	008341
FLAT 900MM	Std	40kg	685	900	008342
FLAT 900MM	Soft	30kg	685	900	008344
FLAT 1200MM	Std	35kg	990	1200	008345



Canopy Lifter Tubular

SPECIFICATIONS:
• Spring Tension: Standard
• Maximum lift: 685mm
• Width: 900mm
• Max weight: 40kg per piece
• Note: When replacing lifter it is recommended that the opposite lifter be replaced at the same time to prevent undue stress

008353



Spring for Flat Lifter

SPRING - FLAT 700MM LIFTER
SPRING - FLAT 900MM LIFTER
SPRING - FLAT 1200MM LIFTER
SPRING - TUBULAR CANOPY LIFTER

008350
008351
008352
008359



Camper Wind-Up Mechanical Handle

008328



Pulley Wheel for Bends/Tracks

008320



Canopy Lift Nylon Roller + Pin

BREHA CANOPY LIFT NYLON ROLLER + PIN
TUBULAR CANOPY LIFT NYLON ROLL & RIVET
FLAT LIFTER ROLLER
WHITE ROLLER - TUBULAR LIFTER
FLAT LIFTER ROLL RIVET
RIVET FOR TUBULAR LIFTER

008349
035379
008347
008355
008348
008356

Black

White

Roof - Camper Mechanism



Camper Flexible Push Rod & Plug
Length: 1677mm
008305



Camper/Trail Bedrail
Dimensions: 1275mm(l) x 30mm(h) x 50mm(d)
008290



Stainless Steel Cable 3/32"
To suit wind up mechanisms.
008332

Roof - Camper Mechanism



Camper Roof Clamp Standard
This clamp is commonly used on pop top caravans and wind up campers to hold down the roof while the trailer is in storage or while travelling.
FEATURES:

- Includes clamp and J clip
- Australian made
- Zinc plated

CAMPER ROOF CLAMP GOLD STANDARD 008266
CAMPER ROOF CLAMP SILVER STANDARD 008265



Camper Roof Clamp Lockable
This clamp is commonly used on pop top caravans and wind up campers to hold down the roof while the trailer is in storage or while travelling.
FEATURES:

- Includes toggle clamp, space for lock and extra locking bracket suitable for a small padlock (not included)
- Zinc plated

Colour Gold 008268



Camper Roof Clamp Lockable
This clamp is commonly used on pop top caravans and wind up campers to hold down the roof while the trailer is in storage or while travelling.
FEATURES:

- Includes toggle clamp, space for lock and extra locking bracket suitable for a small padlock (not included)
- Zinc plated

Colour Silver 008267



Poptop Plastic Tensioner
Elasticised tensioner to keep pop-top sleeve taut whilst elevated and tucked inside the body when lowered. Spare elastic is available.
TENSIONER 320MM 008429
TENSIONER 390MM 008433
ELASTIC 168MM 034083
ELASTIC 210MM 034084



Bonnet Clamp Straight With Clip
Roof clamp that has a straight fixing bracket. Includes securing clip.
Colour Chrome 008337



Bonnet Clamp Bent With Clip
This version of the bonnet clamp features an offset fixing bracket. Includes securing clip.
Colour Chrome 008338



Tongue - Standard Roof Clamp
Replacement zinc plated tongue for the standard and locking silver clamp.
Colour Silver 008269



Locking Zinc Plated Tongue Roof Clamp
Replacement locking tongue for the silver or gold locking clamp.
Colour Silver 008271



J Clip - Roof Clamp
Replacement J Clip for both standard and locking silver clamps.
Colour Silver 008270



Toggle Clamp with Plate

- Special locking catch mechanism prohibits the latch ever opening accidentally. Comes with plate.
- Dimensions: 160mm(l) x 20mm(h) x 40mm(d)

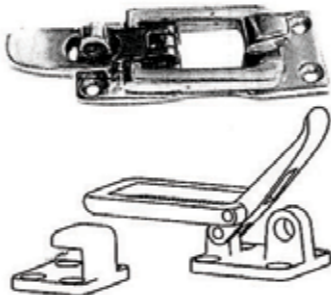
008276



Drop Nose Pin

- This simple locking device has many applications such as securing the raiser arm roof clamp.
- Dimensions: 70mm(l) x 20mm(h) x 30mm(d)

008289



Hatch Fastener
FEATURES:

- Standard flat mounting. Long shank (45mm length), lever action with an eye for a padlock
- Dimensions: 70mm(l) x 20mm(h) x 45mm(d)

008275



Poptop Easy Roof Lifter Mech Jayco
036746



Pop Top Interior Support
Internal support for pop top camper roof
035303



Camper Trailer Lifter
3-Stage lifter
008302



For all Trade and Retail Enquiries contact:

SALES ENQUIRIES

National Customer Care Centre

Phone: 1300 4 Camec (1300 4 22632)

Fax: 03 9799 6488

Email: camec@camec.com

Website: www.camec.com

TRADE & RETAIL

**CAMEC
HEAD OFFICE**
47-63 Remington Drive
Dandenong South
Victoria 3175
Australia

**CAMEC
QUEENSLAND**
Building 3, Archerfield
Industrial Park
Cnr Kerry & Beadesert Road
Archerfield
Queensland 4108
Australia

**CAMEC
WESTERN AUSTRALIA**
190 Welshpool Road
Welshpool
Western Australia 6106
Australia

**CAMEC
NSW**
No. 1 Koonya Circuit
Caringbah NSW 2229
Australia

**CAMEC
NEW ZEALAND**
44 Montgomerie Road
Mangere
Auckland 2022
Ph: +64 09 257 2410
Fx: +64 09 255 1910
Email: sales@camec.co.nz
Web: www.camec.co.nz