

# WE ARE HOCKEY

**CCM**

20  
25 TEAM CATALOGUE

# 125 YEARS

## CHAPTER 1: THE FIRST 125 YEARS.

WE'VE SEEN MANY GOALS OVER THE LAST 125 YEARS, BUT ONE STANDS ABOVE ALL THE OTHERS: CCM'S GOAL TO BE THE LEADING HOCKEY BRAND ON AND OFF THE ICE, BY WORKING DILIGENTLY TO PRODUCE INNOVATIVE PRODUCTS FOR EVERY PLAYER, AT EVERY LEVEL.

WE ARE PROUD OF OUR JOURNEY THUS FAR, BUT OUR ULTIMATE GOAL IS FOR EVERY PLAYER TO FEEL EMPOWERED IN THE LOCKER ROOM, FEEL STRONG IN THEIR GEAR, AND FEEL AT HOME ON THE ICE. WE'RE JUST GETTING STARTED.

## ONTO THE NEXT CHAPTER.

**WEBSITE**  
CCMHOCKEY.COM

**TO START YOUR B2B ONLINE SHOPPING, GO TO**  
WWW.GO2CCMHOCKEY.COM AND CLICK ON "REQUEST LOGIN".

FIND US ON  
**SOCIAL  
MEDIA**



CCMHOCKEY



@CCMHOCKEY



CCMHOCKEY



@CCM.HOCKEY



CCMHOCKEY

## HEAD OFFICE LOCATIONS

### NORTH AMERICA

CCM HOCKEY  
8275 TRANS-CANADA HIGHWAY,  
BUREAU B110  
MONTRÉAL, QUÉBEC  
H4S 0B6, CANADA  
TEL.: (800) 636-5895  
FAX: (800) 636-5751

### EUROPE

CCM HOCKEY AB  
GÅRDSVÅGEN 13  
SE 16970 SOLNA  
SWEDEN  
TEL.: + 46 (0) 8 522 352 00  
FAX: + 46 (0) 8 522 352 10

© 2024 SPORT MASKA INC. ALL RIGHTS RESERVED. CCM, TACKS, RIBCOR, JETSPED, EFLEX AND RELATED LOGOS ARE TRADEMARKS OF SPORT MASKA INC. MAY NOT BE REPRODUCED WITHOUT THE PRIOR WRITTEN CONSENT OF SPORTS MASKA INC.

NHL AND THE NHL SHIELD ARE REGISTERED TRADEMARKS OF THE NATIONAL HOCKEY LEAGUE. ALL NHL LOGOS AND MARKS AND TEAM LOGOS AND MARKS DEPICTED HEREIN ARE THE PROPERTY OF THE NHL AND THE RESPECTIVE TEAMS AND MAY NOT BE REPRODUCED WITHOUT THE PRIOR WRITTEN CONSENT OF NHL ENTERPRISES, L.P. © NHL 2024. ALL RIGHTS RESERVED. © PHOTOS: GETTY IMAGES.

† : THIS CATALOG MAY REFER TO THE FOLLOWING TRADEMARKS WHICH ARE OWNED BY THE COMPANIES WHOSE NAMES APPEAR AFTER THE TRADEMARK: AHL -- AMERICAN HOCKEY LEAGUE; CHL -- CANADIAN HOCKEY LEAGUE; ECHL -- ECHL INC.; TACTEL -- INVISTA; D30® -- DESIGN BLUE LTD.; SIGMATEX -- SIGMATEX (UK) LIMITED; POLYGIENE -- POLYGIENE AB; FLUID INSIDE -- MIPS AB. -- ORTHOLITE® -- ORTHOLITE; HELICOID® -- HELICOID® INDUSTRIES INC.; ORTHOMOVE -- ADOMUS GMBH.

WARNING : HOCKEY IS A DANGEROUS COLLISION SPORT. WE RECOMMEND THAT PROTECTIVE EQUIPMENT AND A CERTIFIED HELMET BE WORN AT ALL TIMES. SPORT MASKA INC. RESERVES THE RIGHT TO CHANGE ALL PRODUCT SPECIFICATIONS AND/OR CUSTOM PROGRAMS. WHILE THE INFORMATION SHOWN IN THIS PUBLICATION WAS CORRECT AT THE TIME OF PRINTING, WE RESERVE THE RIGHT TO DISCONTINUE THE SALE OF PRODUCT OR CHANGE SPECIFICATIONS OR DESIGNS WITHOUT NOTICE OR OBLIGATION. COPYRIGHT © SPORT MASKA INC. 2024. ALL RIGHTS RESERVED. PRINTED IN CANADA. 🍁



# TEAM 2025

<b>SKATES</b> .....	2 - 5
<b>STICKS</b> .....	6 - 9
<b>WOMEN'S GEAR</b> .....	10 - 13
<b>CUSTOM</b>	
CUSTOM GLOVES .....	14 - 15
CUSTOM PANTS .....	16 - 17
CUSTOM BAGS .....	18
<b>HELMETS</b> .....	20
CAGES & VISORS .....	22 - 23
<b>SIZING CHARTS</b>	
PROTECTIVE SIZING CHART .....	24 - 25
WOMEN'S SIZING CHART .....	12
APPAREL SIZING CHART .....	31

<b>GLOVES</b> .....	26 - 27
<b>PANTS</b> .....	28 - 30
<b>APPAREL</b> .....	32 - 45
<b>BASELAYERS</b> .....	46 - 49
<b>GAMEWEAR</b> .....	50 - 55
<b>BAGS</b> .....	56 - 59



# TABLE OF CONTENTS

# STEP<sup>®</sup>

CREATED FOR / CONÇU POUR

CCM

## STEP BLADES

STEP BLADES ARE MADE WITH PREMIUM GRADE STEEL, HELPING PLAYERS BENEFIT FROM A PHENOMENAL GLIDE AND AN OUTSTANDING EDGE QUALITY. STEP BLADES ARE THE MOST TRUSTED IN HOCKEY.

THE COMBINATION OF THE CCM ONE-PIECE BOOT, CCM XS HOLDER AND STEP BLADES CREATE THE ULTIMATE CONNECTION BETWEEN YOU AND THE ICE.



RXSSTEPB \$

**STEP BLACKSTEEL XS HOLDER**

+4MM POLISHED & CARBON-COATING  
PAIR



RXSSTEPV \$

**STEP V-STEEL XS HOLDER**

+4MM POLISHED  
PAIR



RXSSTEP \$

**STEP STEEL XS HOLDER**

+4MM HEIGHT  
PAIR



RSBSTEPB \$

**STEP BLACKSTEEL SB HOLDER**

+4MM POLISHED & CARBON-COATING  
PAIR



RSBSTEP \$

**STEP STEEL SB HOLDER**

+4MM HEIGHT  
PAIR

## BLADE LENGTH

### XS HOLDER

SKATE SIZE	1	1.5	2	2.5	3	3.5	4	4.5	5	5.5	6	6.5	7	7.5	8	8.5	9	9.5	10	10.5	11	11.5	12	12.5	13
STEP BLACKSTEEL	215		221		230		238		247		255		263		271		280		287		295		304		-
STEP V-STEEL	215		221		230		238		247		255		263		271		280		287		295		304		-
STEP STEEL	215		221		230		238		247		255		263		271		280		287		295		304		312

### SB HOLDER

SKATE SIZE	1	1.5	2	2.5	3	3.5	4	4.5	5	5.5	6	6.5	7	7.5	8	8.5	9	9.5	10	10.5	11	11.5	12	12.5	13
STEP BLACKSTEEL	215		221		230		238		247		255		263		271		280		287		295		304		-
STEP STEEL	215		221		230		238		247		255		263		271		280		287		295		304		-



# YOUR CCM SKATES, UNLIMITED

EVERY PLAYER'S FEET ARE UNIQUE.  
NOW, FIND YOUR FIT IN ANY  
CCM SKATE MODEL.

## STEP 1 - SELECT THE PERFORMANCE YOU'RE LOOKING TO MAXIMIZE

### ***JETSPEED***

#### **ACCELERATION**

HYBRID FEATURES  
ALL-AROUND SPEED



### **TACKS**

#### **POWER**

LONG, STRONG STRIDES  
MAXIMIZED FORCE GENERATION



## STEP 2 - SELECT ANY CCM FIT THAT BEST SUITS YOUR FOOT

### **TAPERED FIT**

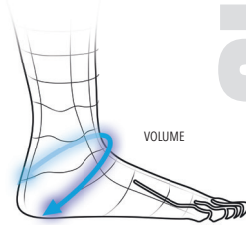
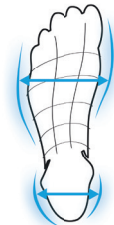
FOREFOOT



HEEL



VOLUME

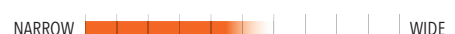


### **REGULAR FIT**

FOREFOOT



HEEL



VOLUME



### **WIDE FIT**

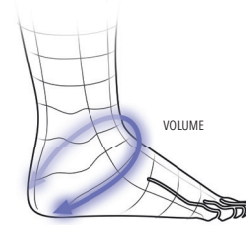
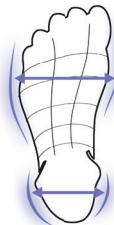
FOREFOOT



HEEL



VOLUME



## STEP 3 - PERSONALIZE YOUR FIT WITH MICRO ADJUSTMENTS

THE COMPOSITE MATERIALS USED IN ALL CCM ELITE SKATES ARE ULTRA-RESPONSIVE TO HEAT AND ALLOW THE BOOT TO EFFORTLESSLY ADAPT AND WRAP AROUND THE UNIQUE CURVES OF YOUR FOOT. USE THE CCM HEATING INSTRUCTIONS TO RELIEVE ANY MINOR PRESSURE POINTS AND PERSONALIZE YOUR FIT.



SKATEFITPROFILE





NEW

## SKFT8P JETSPEED FT8 PRO SKATES

HEAT MOLDABLE

SIZES	SR	7 - 12.5	TAPERED, REGULAR, WIDE	FULL/HALF	\$
	INT	4 - 6.5	TAPERED, REGULAR, WIDE	FULL/HALF	\$
	JR	SEE PAGE 40			
	YT	SEE PAGE 44			

**QUARTER PACKAGE**

**ONE-PIECE BOOT SPEED WITH GAME READY FIT**  
Achieve ultimate speed and agility with CCM's One-Piece boot construction. With an increased pitch angle for a more aggressive stance, get the quick shifting ability that will leave the opponents bewildered.

**BOOT MATERIAL**

**FORS™ COMPOSITE - JETSPEED STIFFNESS PROFILE**  
Exclusive to CCM Hockey, FORS™ composite premium materials are weaved together with a high-end core. The rigidity improves the weight-to-stiffness ratio for agility and long-lasting performance.

**STIFFNESS**

**205**

**LINER**

**TOTALDRI PRO WITH POLYGIENE**  
High-performance moisture-wicking material keeps feet dry and skates light, while Polygiene antimicrobial treatment fights odor and bacteria.

**ANKLE PADDING & COMFORT**

**ADPT MEMORY FOAM AND SEAMLESS COMFORT**  
Multi-layered configuration with denser ADPT Memory Foam ankle pads creates a comfortable and snug skate interior. Secured and natural foot position to avoid long term fatigue.

**TONGUE**

**ADPT COMFORT TONGUE WITH RIBBED CENTER CHANNEL**  
Molded core, ADPT Memory foam and new ribbed central channel wrap your foot for ultimate feel and comfort. FlexMotion lace-bite design maximizes forward flexion.

**MIDSOLE**

**LIGHTWEIGHT COMPOSITE MIDSOLE**  
For superior energy transfer from boot to blade.

**FOOTBED**

**MOLDED FOOTBED WITH ADPT MEMORY FOAM**  
Ultra-lightweight comfort while providing maximum feedback to the player. Molded fit for optimal foot positioning - with heel grip to keep it there.

**HOLDER**

**SPEEDBLADE XS WITH ENHANCED DIAL**  
Quick-release holder and blade lock system featuring improved dial, for easier grip and quicker runner changes on the fly.

**RUNNER**

**STEP BLACKSTEEL**  
Highest quality standards steel with Diamond-Like Carbon (DLC) coating for superior glide and edge life. +4mm height over standard runners for more longevity.

## SKXFP TACKS XF PRO SKATES

HEAT MOLDABLE

SIZES	SR	7 - 12.5	TAPERED, REGULAR, WIDE	FULL/HALF	\$
	INT	4 - 6.5	TAPERED, REGULAR, WIDE	FULL/HALF	\$
	JR	SEE PAGE 42			
	YT	SEE PAGE 45			

**QUARTER PACKAGE**

**ONE-PIECE BOOT POWER WITH GAME READY FIT**  
Amplified power and explosiveness from every stride with a more responsive boot construction delivering even better energy transfer. Higher in-step volume, via extended facings, delivers a more generous fit in the midfoot for elite Tacks skaters.

**BOOT MATERIAL**

**FORS™ COMPOSITE + HIGH-END CORE AND CHROME GRAPHIC**  
Premium composite materials, weaved together with a high-end core, improves the weight-to-stiffness ratio for long-term performance.

**STIFFNESS**

**215**

**LINER**

**TOTALDRI PRO WITH RESPONSIVE FOAM + POLYGIENE**  
High-performance moisture-wicking material keeps feet dry and skates light, while responsive foam backing hugs your feet all throughout the boot. Polygiene antimicrobial treatment fights odor and bacteria.

**ANKLE PADDING & COMFORT**

**ADPT MEMORY FOAM WITH HEEL LOCKDOWN AND SEAMLESS COMFORT**  
Multi-layered configuration with denser ADPT Memory Foam for next-level comfortable and elite fit. Optimized positioning and boot shaping create the Heel Lockdown zone, securing your foot from stride to stride.

**TONGUE**

**ADPT COMFORT WITH FLEXMOTION**  
Lightweight anatomically molded core and ADPT Memory foam wrap your foot for ultimate fit and comfort. FlexMotion lace-bite design enhances forward flexion and keeps you protected.

**MIDSOLE**

**LIGHTWEIGHT COMPOSITE MIDSOLE**  
For superior energy transfer from boot to blade.

**FOOTBED**

**MOLDED CCM ORTHOLITE ULTRA WITH ADPT MEMORY FOAM**  
Ultra-lightweight comfort, molded fit, with heel grip support, and an added layer of ADPT Memory Foam.

**HOLDER**

**SPEEDBLADE XS WITH ENHANCED DIAL**  
Quick-release holder and blade lock system featuring improved dial, for easier grip and quicker runner changes on the fly.

**RUNNER**

**STEP BLACKSTEEL**  
Highest quality standards steel with Diamond-Like Carbon (DLC) coating for superior glide and edge life. +4mm height over standard runners for more longevity.





PRO SKATES

NEW

## SKFTW25 JETSPEED FTW SKATES

HEAT MOLDABLE

SIZES SR 3 - 7.5 REGULAR FULL/HALF \$

QUARTER  
PACKAGE

### 2D METAFRAME FTW QUARTER PACKAGE

Fit specially crafted for women's feet with optimal flex and support necessary for maximum performance.

STIFFNESS

190

LINER

### TOTALDRI PRO WITH POLYGIENE

High-performance moisture-wicking material keeps feet dry and skates light, while Polygiene antimicrobial treatment fights odor and bacteria.

ANKLE PADDING  
& COMFORT

### ADPT MEMORY FOAM AND SEAMLESS COMFORT

Multi-layered configuration with denser ADPT Memory Foam ankle pads creates a comfortable and snug skate interior. Secured and natural foot position to avoid long term fatigue.

TONGUE

### ADPT COMFORT TONGUE WITH RIBBED CENTER CHANNEL

Molded core, ADPT Memory foam and new ribbed central channel wrap your foot for ultimate feel and comfort. FlexMotion lace-bite design maximizes forward flexion.

FOOTBED

### FTW EXCLUSIVE MOLDED FOOTBED WITH ADPT MEMORY FOAM

Footbed designed specifically for female foot positioning. Higher arch support and optimized location.

HOLDER

### SPEEDBLADE XS

CCM quick-release holder with metal pin bladelock system.

RUNNER

### STEP STEEL

Highest quality standards steel with precise profile and thickness for better edge control. +4mm height over standard runners for more longevity.

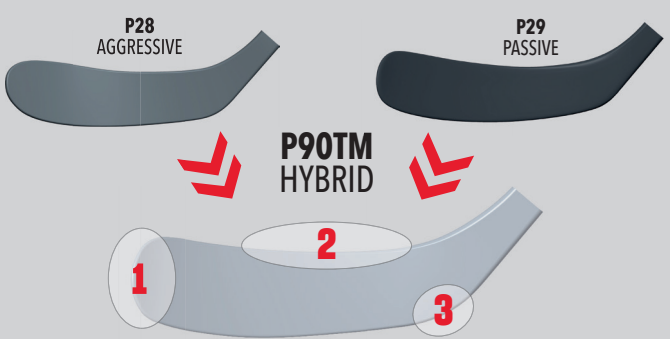
## HSFTPL6 JETSPEED FT+ TEAM STICK

**\*\* TEAM ORDERS ONLY, NOT FOR RETAIL.  
CONSULT YOUR CCM REPRESENTATIVE\*\***

HYBRID KICKPOINT	OFFERING
PURE CARBON TECHNOLOGY	SR - 95 / 62"
SKELETON+ TECHNOLOGY	SR - 85 / 62"
FT MICROFEEL GRIP	SR - 75 / 60"
JF-90 BLADE WITH PEEL-PLY	SR - 70 / 60"
ROUND "R" GEOMETRY	INT - 65 / 57"
PURE CARBON SHAFT AND SIGMATEX BLADE	INT - 55 / 57"
430G	
95BP	

CURVE FLEX	P6		P28		P29		P88		P90TM	
	LEFT	RIGHT	LEFT	RIGHT	LEFT	RIGHT	LEFT	RIGHT	LEFT	RIGHT
55			•	•	•	•	•	•		
65			•	•	•	•	•	•		
70			•	•	•	•	•	•	•	•
75			•	•	•	•	•	•	•	•
85	•	•	•	•	•	•	•	•	•	•
95	•	•	•	•	•	•	•	•	•	•


# STICK CURVES



**1 - MODIFIED TOE    2 - INCREASED HEIGHT    3 - OPTIMAL LIE**

## P90TM CURVE EVALUATION

POPULAR WITH OUR PRO PLAYERS, THE NEW P90TM BLENDS THE P28 AND THE P29 CURVES AND A SUBTLE TOE CURVE. COMBINED WITH A MAX HEIGHT AND A LOWER LIE, THIS IS IDEAL FOR THE PLAYER LOOKING FOR AN EDGE ON FACE-OFFS OR TO HELP TIPPING PUCKS IN THE AIR.





## CONSTRUCTIONS

KICKPOINT	MODEL	ST NUMBER	MATERIAL	WEIGHT @ 60"	BP @ 60"	SHAFT SHAPES	BLADE STIFFNESS	SHAFT TEXTURES	SHAFT COATINGS
<b>HYBRID KICKPOINT</b>	JETSPEED	ST2231	SIGMATEX	400G	95CM	R I	STIFF	PLAIN TACKS FULL 4 CORNERS	CLEAR GRIP
<b>LOW KICKPOINT</b>	RIBCOR	ST2232	SIGMATEX	410G	95CM	E/R EI	REG		
<b>MID KICKPOINT</b>	TACKS	ST2233	SIGMATEX	410G	95CM	T I	SOFT		

## OFFERING

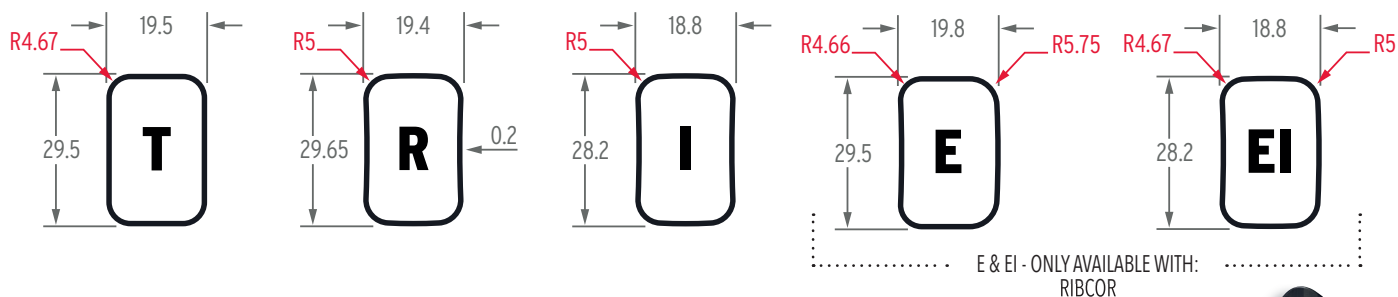
### PATTERNS

<b>MAIN TOOLS</b>	P5	P6	P14	P19	P28	P28M	P29	P29M/P90M	P40	P46	P71	P88	P90	P90T	P90TM
<b>ADDITIONAL TOOLS</b>	P28 <sup>+1/4</sup>		P28 <sup>-1LIE</sup>		P28 <sup>-1LIE + 1/4</sup>		P90 <sup>+1/4</sup>		P90 <sup>-1LIE</sup>		P90 <sup>-1LIE + 1/4</sup>				

## OFFERING



	FLEXES	LENGTHS
<b>SR</b>	65 70 75 80 85 90 95 100	<b>63"</b> 65 <sup>SR</sup> 70 <sup>SR</sup> 75 80 85 90 95 100
<b>INT</b>	55 60 65 70	<b>60"</b> 55 60 65 <sup>INT</sup> 65 <sup>SR</sup> 70 <sup>INT</sup> 70 <sup>SR</sup> 75 80 85 90 95 100

## GEOMETRY SHAPES



SHAFT CONSTRUCTIONS								
KICKPOINT	MODEL	ST NUMBER	MATERIAL	WEIGHT @ 60"	BP @ 60"	SHAFT SHAPES	SHAFT TEXTURES	SHAFT COATINGS
HYBRID KICKPOINT	FT5 PRO	ST2206	SIGMA ST <sup>®</sup>	380G	95 CM	R I	PLAIN TACKS FULL 4 CORNERS	CLEAR GRIP
LOW KICKPOINT	TRIGGER 7 PRO	ST2205	SIGMA ST <sup>®</sup>	380G	96 CM	E/R EI		
MID KICKPOINT	AS-V PRO	ST2228	SIGMA ST <sup>®</sup>	390G	94 CM	T I		

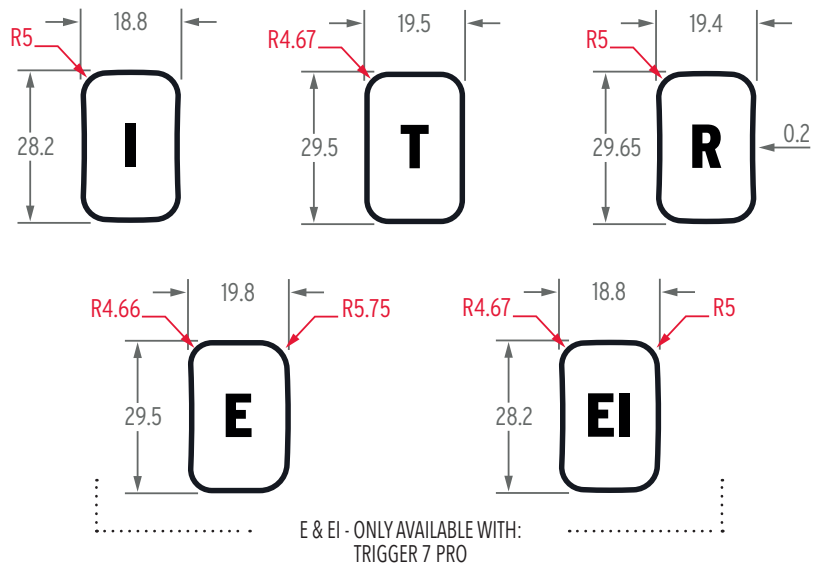
BLADE CONSTRUCTIONS				
STIFFNESS	MODEL	ST NUMBER	MATERIAL	FINISH
STIFF	FT5 PRO	ST2206	SIGMA ST <sup>®</sup>	PEEL-PLY
REG	TRIGGER 7 PRO	ST2205	SIGMA ST <sup>®</sup>	
SOFT	AS-V PRO	ST2228	SIGMA ST <sup>®</sup>	

SHAFT TEXTURES	
 <p>4 CORNERS</p>	 <p>TACKS FULL SHAFT</p>

OFFERING															
PATTERNS															
MAIN TOOLS	P5	P6	P14	P19	P28	P28M	P29	P29M/P90M	P40	P46	P71	P88	P90	P90T	P90TM
ADDITIONAL TOOLS	P28 <sup>+1/4</sup>	P28 <sup>-1LIE</sup>	P28 <sup>-1LIE + 1/4</sup>	P90 <sup>+1/4</sup>	P90 <sup>-1LIE</sup>	P90 <sup>-1LIE + 1/4</sup>									

OFFERING	
FLEXES	
SR	70 75 80 85 90 95 100
INT	55 60 65 70
LENGTHS	
63"	70 <sup>SR</sup> 75 80 85 90 95 100
60"	55 60 65 70 <sup>INT</sup> 70 <sup>SR</sup> 75 80 85 90 95 100
57"	55 60 65 <sup>INT</sup> 70 <sup>INT</sup>

# GEOMETRY SHAPES





**JETSPEED  
FTW**



**TACKS  
XF PRO**



**RIBCOR  
TRIGGER 9 PRO**



**JETSPEED  
FT7 PRO**



# JETSPEED FTW PROTECTIVE



## REDESIGNED FIT

The CCM Jetspeed FTW gloves are designed with an adapted fit, optimized for women's hand proportions, ensuring incredible comfort, close-to-the-hand fit, and elite-level protection. Combining CCM's Aer-Tec Ventilation System that provides ultimate breathability with the Jetspeed FTW glove's all new fit, you'll be ready to dangle in and out of any situation.

## REVOLUTIONARY PANT DESIGN

The CCM Jetspeed FTW pants are revolutionary in their adjustable design with revised proportions, allowing women to select their pant by waist size, regardless of body type or shape. With an ultra-stretch extendable opening, length adjusting zipper, and pro-level impact protection, these pants will provide unparalleled comfort and fit, without sacrificing protection.





## HGFTW24 JETSPEED FTW WOMEN'S GLOVES

SIZES WM SR 12,13,14" - TAPERED \$



Polygiene®

CONSTRUCTION	<b>LIGHTWEIGHT &amp; BREATHABLE, TAPERED PRO-LEVEL PROTECTION</b> Adapted fit for women's hand proportions to be more narrow with longer fingers, to ensure comfort, close-to-the-hand fit and elite-level protection without compromise.
LINER	<b>AER-TEC SUSPENSION SYSTEM MESH LINER TREATED WITH POLYGIENE ODORCRUNCH™</b> Patent-pending design provides max ventilation and mesh lining for cooling and evaporation to help keep hands dry. Absorbs less sweat to stay light and provides instant & long-lasting comfort.
FINGERS	<b>PRO-LEVEL HIGH-DENSITY PE FOAM + PE INSERTS + PU FOAM CUSHIONING</b> Lightweight construction yet high level protection and three-piece index for maximum dexterity.
BACKHAND	<b>AER-TEC VENTILATION SYSTEM + PRO-LEVEL PE FOAM + HIGH DENSITY PE FOAM + PE INSERTS</b> 2 ventilated ports on back of hand for optimal airflow along with elite-level protection.
THUMB	<b>PRO FLEXTHUMB</b> 2-piece thumb delivers better mobility and an incredible grip on your stick with ventilated mesh in back of thumb for added airflow where you really feel it.
PALM	<b>SENSALAST PALM + REINFORCEMENT WITH EMBOSSED TEXTURE + TREATED WITH POLYGIENE ODORCRUNCH™</b> Soft feel seamless palm-to-cuff transition inside & out, combined with a pro-feel palm allowing ultimate stickhandling with high-caliber durability and grip.
CUFF	<b>SHORT PRE-ANGLED OPEN CUFF</b> Enhanced range of wrist movements and protection.
OTHER	<b>POLYGIENE ODORCRUNCH™ TREATED SUBLIMATED LINER</b> Superior quality liner that feels great and helps you stay dry with enhanced antibacterial and odor fighting treatments to help keep your gloves feeling fresh.

COLORS



BKWH NVWH RDWH



## HPFTW24 JETSPEED FTW WOMEN'S PANTS

SIZES WM SR S, M, L, XL \$



CONSTRUCTION	<b>DURABLE AND COMFORTABLE PRO-LEVEL PROTECTION, MADE FOR HER</b> Adapted tapered fit made to stretch to any size & provide comfortable protection where needed while allowing you to move freely. Revolutionary adjustable design with revised proportions allowing women to select their pant by waist size regardless of body type or shape.
ADJUSTMENT	<b>EZ FIT STRETCH OPENING + INTERNAL BELT SYSTEM +1" ZIPPER</b> Easy on/off ultra stretch extendable opening secured in place with inner belt + stabilized belly pad, topped off with cosmetic hockey lace, +1" length-adjusting zipper all to provide a custom snug fit and unparalleled comfort.
BACK PROTECTION	<b>LOW-PROFILE INJECTION-MOLDED HYBRID SPINE SHIELD WITH D3O® ZERO + SEGMENTED TAILBONE PAD</b> Pro-level impact protection in the lower back with a segmented tailbone pad that molds to the body.
LINER	<b>DRYFOAM TECHNOLOGY WITH SOFT LAMINATED WATER REPELLENT LINING</b> Soft laminated sublimated liner absorbs less sweat so you can stay dry and your equipment lightweight.
THIGH GUARD	<b>MOLDED PE PLASTIC + INNER LEG ZIPPER</b> Equipped with a low-profile design and a repositioned inner-leg zipper to reduce friction during cross-overs, this floating thigh guard was made to deliver pro-level protection and easy embellishment access.
HIP / KIDNEY	<b>MOLDED PE HIP CAPS + 400D TEXTURED NYLON PADDED BELT</b> Pro-protection in the hips and kidney area with added durability around the waist.
SHELL	<b>REVISED LENGTH + 400D NYLON + EXTENDED STRETCH ZONES + PRO CUT</b> Made of premium Nylon and stretch materials in critical areas, with a pro cut -1" length in back of the legs, for overall improved durability and comfort.

COLORS



BLACK NAVY RED

## HPFTW24 JETSPEED FTW - JR WOMEN'S PANTS

IDEAL FOR 7-11 YEAR OLDS (APPROX)

SIZES WM JR S, M, L \$

CONSTRUCTION	<b>LIGHTWEIGHT AND COMFORTABLE PROTECTION, MADE FOR HER</b> Designed for their bodies and specific silhouettes, guaranteeing adapted protection and comfort as they play and grow in them. Adapted tapered fit made to stretch to any size & provide comfortable protection where needed while allowing you to move freely.
ADJUSTMENT	<b>EZ FIT STRETCH OPENING + EXTERNAL BELT SYSTEM +1" ZIPPER</b> Easy on/off stretch extendable opening secured in place with external belt, topped off with cosmetic hockey lace, +1" length-adjusting zipper for the growing player to provide a custom snug fit and unparalleled comfort.
BACK PROTECTION	<b>LOW-PROFILE MOLDED EVA SPINE GUARD + SEGMENTED TAILBONE PAD</b> Reliable impact protection in the lower back with a segmented tailbone pad that molds to the body.
THIGH GUARD	<b>MOLDED PE PLASTIC + PE FOAM</b> Trustworthy protection in a low-profile design.
HIP/KIDNEY	<b>MOLDED PE CAP + PE FOAM + PADDED BELT</b> Good level impact protection in the kidney area.
SHELL	<b>200D NYLON + EXTENDED STRETCH ZONES + PRO CUT</b> Made of durable Nylon and stretch materials in critical areas, with a pro cut -1" length in back of the legs, for overall improved durability and comfort.
COLORS	 BLACK



FTW - SHOULDER PADS		WOMEN - SR				WOMEN - JR		
		S	M	L	XL	S	M	L
GENERAL	AGE	13+	14+	14+	14+	8 - 10	10 - 12	12+
	HEIGHT - CM	157 - 172	163 - 177	167 - 186	167 - 186	127 - 137	137 - 149	149 - 62
	HEIGHT - FT	5'2" - 5'8"	5'4" - 5'10"	5'6" - 6'1"	5'6" - 6'1"	4'2" - 4'6"	4'6" - 4'11"	4'11" - 5'4"
SHOULDER PADS		S	M	L	XL	S	M	L
	SHOULDER WIDTH - CM	35 - 38	38 - 42	42 - 48	N/A	26 - 31	28 - 33	32 - 36
	SHOULDER WIDTH - IN	14 - 15	15 - 17	17 - 19	N/A	10 - 12	11 - 13	13 - 14



FTW - ELBOW PADS		WOMEN - SR				WOMEN - JR		
		S	M	L	XL	S	M	L
GENERAL	AGE	13+	14+	14+	14+	8 - 10	10 - 12	12+
	HEIGHT - CM	157 - 172	163 - 177	167 - 186	167 - 186	127 - 137	137 - 149	149 - 62
	HEIGHT - FT	5'2" - 5'8"	5'4" - 5'10"	5'6" - 6'1"	5'6" - 6'1"	4'2" - 4'6"	4'6" - 4'11"	4'11" - 5'4"
ELBOW PADS		S/M		M/L		S/M		M/L
	FOREARM CIRCUMFERENCE - CM	21 - 26	N/A	26 - 30	N/A	15 - 22	N/A	17.5 - 25
	FOREARM CIRCUMFERENCE - IN	8.5 - 10	N/A	10 - 12	N/A	6 - 8.5	N/A	7 - 10



FTW - SHIN GUARDS		WOMEN - SR - TAPERED FIT				WOMEN - JR		
		S	M	L	XL	S	M	L
GENERAL	AGE	13+	14+	14+	14+	8 - 10	10 - 12	12+
	HEIGHT - CM	157 - 172	163 - 177	167 - 186	167 - 186	127 - 137	137 - 149	149 - 62
	HEIGHT - FT	5'2" - 5'8"	5'4" - 5'10"	5'6" - 6'1"	5'6" - 6'1"	4'2" - 4'6"	4'6" - 4'11"	4'11" - 5'4"
SHIN GUARDS		12"	13"	14"	15"		10"	11"
	SHIN LENGTH (CM) - TONGUE OUT	33 - 36	33 - 40	40 - 43	43 - 47	N/A	27 - 30	30 - 33
	SHIN LENGTH (IN) - TONGUE OUT	13 - 14	14 - 15.5	15.5 - 17	17 - 18.5	N/A	10.5 - 12	12 - 13
	SHIN LENGTH (CM) - TONGUE IN	31 - 34	34 - 38	38 - 41	41 - 45	N/A	25 - 28	28 - 31
	SHIN LENGTH (IN) - TONGUE IN	12 - 13.5	13.5 - 15	15 - 16	16 - 17.5	N/A	10 - 12	11 - 12



FTW - PANTS		WOMEN - SR				WOMEN - JR		
		S	M	L	XL	S	M	L
GENERAL	AGE	13+	14+	14+	14+	8 - 10	10 - 12	12+
	HEIGHT - CM	157 - 172	163 - 177	167 - 186	167 - 186	127 - 137	137 - 149	149 - 62
	HEIGHT - FT	5'2" - 5'8"	5'4" - 5'10"	5'6" - 6'1"	5'6" - 6'1"	4'2" - 4'6"	4'6" - 4'11"	4'11" - 5'4"
PANTS		S	M	L	XL	S	M	L
	WAIST CIRCUMFERENCE - CM	62 - 74	72 - 83	80 - 95	90 - 105	52 - 66	56 - 70	60 - 74
	WAIST CIRCUMFERENCE - IN	24.5 - 29	28.5 - 32.5	31.5 - 37.5	35.5 - 41	20.5 - 26	22 - 27.5	23.5 - 29
	US SIZE	00 - 6	6 - 14	12 - 20	16 - 24	Y6 - Y14	Y10 - 2	Y14 - 6



FTW - GLOVES		WOMEN - SR - TAPERED FIT			
		S	M	L	XL
GENERAL	AGE	13+	14+	14+	14+
	HEIGHT - CM	157 - 172	163 - 177	167 - 186	167 - 186
	HEIGHT - FT	5'2" - 5'8"	5'4" - 5'10"	5'6" - 6'1"	5'6" - 6'1"
GLOVES		12"	13"	14"	
	HAND LENGTH - CM	14 - 17	16 - 18	18 - 22	N/A
	HAND LENGTH - IN	5.5 - 6.5	6.5 - 7	7 - 8.5	N/A











Polygiene®



## HG4P3C TACKS 4R PRO<sup>3</sup> GLOVES

SIZES	SR	13", 14", 15"
	JR	10", 11", 12"

CONSTRUCTION	<b>PRO-APPROVED POLYESTER + PU LEATHER</b> Maximized durability with a classic 4 roll backhand look in a looser fitting profile.
LINER	<b>POLYGIENE® TREATED LINER</b> Soft, comfortable and treated with anti-microbial Polygiene® to help control odor-causing bacteria.
FINGERS / BACKHAND	<b>DUAL DENSITY FOAM WITH PE INSERTS + D30® ZERO BACKHAND + SOFT COMFORT FOAMS</b> Pro-level protection and shock absorbency around the entire hand with added D30® Zero on the backhand. Our new soft foams make sure your glove is comfortable all game long.
THUMB	<b>PRO FLEXTHUMB - SR ONLY</b> Two-piece thumb delivers better mobility and an incredible grip on your stick.
PALM	<b>SENSALAST PALM WITH SENSALAST REINFORCEMENT</b> Seamless palm-to-cuff transition inside & out for ultimate comfort, combined with a pro-feel palm providing an optimal interaction with your stick.
CUFF	<b>MAX FLEX CUFF</b> Our flexible cuff allows players to properly load their stick and get the most out of their gloves.



- NO COLOR LIMIT  
- LIMITED DETAIL  
DUE TO AVAILABLE SPACE



SCREENPRINT ONLY  
- WHITE ONLY  
- 15 CHARACTER MAX

### CUSTOMIZABLE GLOVE ZONES

A1	A3	C
A2	B	D

CUFF ROLL LOGO  
**CCM EMBROIDERY**

CCM LOGO ON CUFF ROLL <b>FILL COLOR</b>	E1
CCM LOGO ON CUFF ROLL <b>OUTLINE COLOR</b>	E2



Polygiene®



## HG95C CUSTOM HG95C GLOVES

SIZES	SR	13", 14", 15"
	JR	10", 11", 12"

CONSTRUCTION	<b>MAX PROTECTION ASD (ANATOMICAL SHIELD DESIGN) GLOVES WITH PRO-APPROVED POLYESTER FOR AN ELITE-LEVEL PROTECTION, BASED ON THE NEW 2022 RETAIL MODEL HG AS-V</b>
FIT	<b>ROOMY YET ANATOMICAL FIT PROVIDES GREAT RANGE OF MOTION AND GAME-READY FEEL</b>
FINGERS	<b>DUAL-DENSITY FOAM WITH PE INSERTS AND 3-PIECE INDEX FOR OPTIMAL DEXTERITY</b>
BACKHAND	<b>INTEGRATED PRO-STYLE IMPACT PROTECTION PLATE WITH D30 SMART MATERIAL</b>
CUFF	<b>FLEXMOTION SEGMENTED OPEN CUFF PROVIDES INCREASED MOBILITY FOR QUICK HANDS</b>
PALM	<b>NEW AX SUEDE BASE FOR INSTANT AND LONG-TERM COMFORT + REINFORCEMENT FOR ADDED DURABILITY</b>
LINER	<b>RICH SUBLIMATED LINING INSIDE CUFF WITH POLYGIENE + ODOR CRUNCH DUAL ANTIBACTERIAL TREATMENTS, ALSO APPLIED TO SOFT BACKHAND LINER</b>
THUMB	<b>PRO FLEXTHUMB (FROM 11") FOR ADDED MOBILITY AND A GREAT GRIP ON YOUR STICK, WITH LARGER AREA FOR CUSTOM EMBROIDERY</b>



- NO COLOR LIMIT  
- LIMITED DETAIL  
DUE TO AVAILABLE SPACE



EMBROIDERED TEAM LOGO  
- WHITE ONLY  
- 15 CHARACTER MAX

### CUSTOMIZABLE GLOVE ZONES

A1	B	D
A2	C	THUMB BINDING

CUFF ROLL LOGO  
**CCM EMBROIDERY**

CCM LOGO ON CUFF ROLL <b>FILL COLOR</b>	E1
CCM LOGO ON CUFF ROLL <b>OUTLINE COLOR</b>	E2



## STANDARD CCM GLOVE COLORS

BLACK

RED  
186C

ROYAL 58  
287C

YELLOW  
109C

SKY BLUE  
292C

CHARCOAL  
431C

DARK GREEN  
3435C

SUN FLOWER  
1235C

BEIGE  
468C

ORANGE  
166C

PURE GOLD (VGK)  
1255C\*\*

BRIGHT GREEN  
375C\*

ICE BLUE  
324C\*

WHITE

NAVY  
282C

DARK ROYAL 08  
281C

ANTIQUE GOLD  
4515C

PHOENIX RED  
202C

SILVER  
429C

KELLY GREEN  
356C

PURPLE  
267C

BROWN  
440C

MAROON  
490C

TEAL  
315C\*

CAPITAL BLUE  
647C\*

PINK  
2405C\*

\* AVAILABLE ONLY FOR ZONES E1/E2  
\*\* NOT AVAILABLE FOR ZONE C



## HG85C CUSTOM HG85C GLOVES

SIZES	SR	13", 14", 15"
	JR	10", 11", 12"
	YT	8", 9"

CONSTRUCTION	COMPETITIVE LEVEL ASD (ANATOMICAL SHIELD DESIGN) GLOVES WITH LIGHTWEIGHT POLYESTER, INSPIRED BY NEW RETAIL MODEL HG AS 580
FIT	ROOMY YET ANATOMICAL FIT PROVIDES GREAT RANGE OF MOTION AND GAME-READY FEEL
FINGERS	DUAL-DENSITY FOAM WITH PE INSERTS AND 2-PIECE INDEX FOR ENHANCED DEXTERITY
CUFF	FLEXMOTION SEGMENTED OPEN CUFF PROVIDES INCREASED MOBILITY FOR QUICK HANDS
PALM	TRADITIONAL NASH PALM + NASH REINFORCEMENT FOR AN ENHANCED FEEL FOR YOUR STICK, PLUS SUPERIOR DURABILITY AND COMFORT
LINER	RICH SUBLIMATED LINING AND SOFT PU CUSHION FOAM PROVIDE COMFORT ALL GAME LONG
THUMB	PRO FLEXTHUMB (SR ONLY) FOR ADDED MOBILITY AND A GREAT GRIP ON YOUR STICK, WITH LARGER AREA FOR CUSTOM EMBROIDERY



- NO COLOR LIMIT  
- LIMITED DETAIL  
DUE TO AVAILABLE SPACE



SCREEN PRINT TEAM LOGO  
- WHITE ONLY  
- 15 CHARACTER MAX

### CUSTOMIZABLE GLOVE ZONES




CUFF ROLL LOGO  
**CCM EMBROIDERY**

CCM LOGO ON CUFF ROLL  
**FILL COLOR**

E1

CCM LOGO ON CUFF ROLL  
**OUTLINE COLOR**

E2



Polygiene®

## HGFTW24C CUSTOM JETSPPEED FTW GLOVES

SIZES WM SR 12,13,14" - TAPERED

CONSTRUCTION	LIGHTWEIGHT AND TAPERED PRO-LEVEL PROTECTION Adapted fit for women's hand proportions to be more narrow with longer fingers, to ensure comfort, close-to-the-hand fit and elite-level protection without compromise.
LINER	LAMINATED LINER WITH PU FOAM CUSHIONING Soft feel from the start for great comfort and treated with Polygiene Odorcrunch™
FINGERS	PRO-LEVEL HIGH-DENSITY PE FOAM + PE INSERTS + PU FOAM CUSHIONING Lightweight construction yet high level protection and three-piece index for maximum dexterity.
BACKHAND	PRO-LEVEL PE FOAM + HIGH DENSITY PE FOAM + PE INSERTS Elite-level protection.
THUMB	PRO FLEXTHUMB 2-piece thumb delivers better mobility and an incredible grip on your stick with ventilated mesh in back of thumb for added airflow where you really feel it.
PALM	SENSALAST PALM + REINFORCEMENT WITH EMBOSSED TEXTURE + TREATED WITH POLYGIENE ODORCRUNCH™ Soft feel seamless palm-to-cuff transition inside & out, combined with a pro-feel palm allowing ultimate stickhandling with high-caliber durability and grip.
CUFF	SHORT PRE-ANGLED OPEN CUFF Enhanced range of wrist movements and protection.
OTHER	POLYGIENE ODORCRUNCH™ TREATED SUBLIMATED LINER Superior quality liner that feels great and helps you stay dry with enhanced antibacterial and odor fighting treatments to help keep your gloves feeling fresh.



- NO COLOR LIMIT  
- LIMITED DETAIL  
DUE TO AVAILABLE SPACE



SCREEN PRINT TEAM LOGO  
- WHITE ONLY  
- 15 CHARACTER MAX

### CUSTOMIZABLE GLOVE ZONES



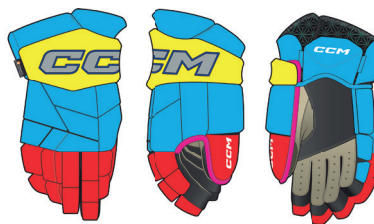
CUFF ROLL LOGO  
**CCM EMBROIDERY**

CCM LOGO ON CUFF ROLL  
**FILL COLOR**

E1

CCM LOGO ON CUFF ROLL  
**OUTLINE COLOR**

E2



## STANDARD CCM GLOVE COLORS

BLACK

RED  
186C

ROYAL 58  
287C

YELLOW  
109C

SKY BLUE  
292C

CHARCOAL  
431C

DARK GREEN  
3435C

SUN FLOWER  
1235C

BEIGE  
468C

ORANGE  
166C

PURE GOLD (VGK)  
1255C\*\*

BRIGHT GREEN  
375C\*

ICE BLUE  
324C\*

WHITE

NAVY  
282C

DARK ROYAL 08  
281C

ANTIQUE GOLD  
4515C

PHOENIX RED  
202C

SILVER  
429C

KELLY GREEN  
356C

PURPLE  
267C

BROWN  
440C

MAROON  
490C

TEAL  
315C\*

CAPITAL BLUE  
647C\*

PINK  
2405C\*

\* AVAILABLE ONLY FOR ZONES E1/E2  
\*\* NOT AVAILABLE FOR ZONE C

MINIMUM - 15 PER ORDER  
(3 UNIT PER SIZE WITH 1 SIZE ALLOWED UNDER 3 UNITS)



## HP95C CUSTOM HP95C PANTS

SIZES	SR	S, S-L, M, L, XL, 2XL
	JR	S, M, L

D3O<sup>4</sup>

CONSTRUCTION	KEEPING THE POPULAR FEATURES OF THE PREVIOUS CUSTOM PANTS MODEL HP65C WITH SOME UPDATED FEATURES
ADJUSTMENT	INTERNAL BELT WITH WRAPAROUND LOWER BACK PROTECTION + 1" LENGTH ADJUSTMENT ZIPPER
KIDNEY	MOLDED PE CAP + SUBLIMATED COMFORT LINER + EMBROIDERED CCM LOGO
HIP	JDP HIP CAPS HELP DISTRIBUTE IMPACT ENERGY AWAY FROM THE JOINTS
BACK PROTECTION	REDESIGNED HD FLOATING SPINE GUARD + D3O <sup>®</sup> SMART MATERIAL IMPACT PROTECTION
THIGH GUARDS	MOLDED PE PLASTIC CAP + PE FOAM FOR ELITE-LEVEL PROTECTION
SHELL	PREMIUM 400D NYLON WITH HIGH ABRASION RESISTANT SIDE PANELS + INNER LEG ZIPPER + STRETCH PANELS WHERE NEEDED TO HELP MOBILITY



## HP85C CUSTOM HP85C PANTS

SIZES	SR	S, S-L, M, L, XL, 2XL
	JR	S, M, L
	YT	S, M, L

CONSTRUCTION	KEEPING THE POPULAR FEATURES OF THE PREVIOUS CUSTOM PANTS MODEL HP45C WITH SOME UPDATED FEATURES
ADJUSTMENT	EXTERNAL BELT SYSTEM + 1" LENGTH ADJUSTMENT ZIPPER
KIDNEY	MOLDED PE CAP + SUBLIMATED COMFORT LINER
HIP	JDP HIP CAPS HELP DISTRIBUTE IMPACT ENERGY AWAY FROM THE JOINTS
BACK PROTECTION	REDESIGNED HD FLOATING SPINE GUARD
THIGH GUARDS	MOLDED PE PLASTIC CAP + PE FOAM FOR ELITE-LEVEL PROTECTION
SHELL	PREMIUM 400D NYLON WITH HIGH ABRASION RESISTANT SIDE PANELS + INNER LEG ZIPPER + STRETCH PANELS WHERE NEEDED TO HELP MOBILITY



### LOGO INFO

- NO COLOR LIMITATION
- LIMITED SIZE BASED ON AVAILABLE SPACE TO EMBROIDER
- YOU MUST SPECIFY THE LOGO WIDTH WHEN PLACING YOUR ORDER ON OUR CUSTOMIZER AND WE WILL ENSURE THE HEIGHT IS PROPORTIONAL



### CCM LOGO ON THIGH

COLOR OPTIONS - SAME AS STANDARD CCM BASE AND STRIPE COLOR



### STRIPING OPTIONS



ST000  
NO STRIPE

ST100  
1"

ST200  
2"

ST300  
3"

ST210  
2" + 1"

ST310  
3" + 1"

ST320  
3" + 2"

ST321  
3" + 2" + 1"

STNYR \*\*

STBOT  
3/4" TOP +  
1/2" LOWER

\*\* LIMITED COLORS AVAILABLE



WHITE / ROYAL 58



WHITE / RED 05



WHITE / SUNFLOWER 20



WHITE / NAVY 09 (306)



WHITE / BLACK

PRO CUT NOT AVAILABLE ON THE LEGS IN THESE 2 STYLES

PLAYER PANTS/SHELLS - MINIMUM - 15 PER ORDER  
(3 UNIT PER SIZE WITH 1 SIZE ALLOWED UNDER 3 UNITS)

GOALIE SHELL - MINIMUM - 2 PER ORDER  
(AS LONG AS PLAYER PANT/SHELL MINIMUM IS MET)

## STANDARD CCM PANT COLORS

BLACK

RED  
186C

ROYAL 58  
287C

YELLOW  
109C

SKY BLUE  
292C

DARK GREEN  
3435C

SUN FLOWER  
1235C

BEIGE  
468C

ORANGE  
166C

PURE GOLD (VGK)  
1255C  
NOT AVAILABLE IN BASE COLOR,  
STRIPING ONLY

WHITE

NAVY  
282C

DARK ROYAL 08  
281C

ANTIQUE GOLD  
4515C

PHOENIX RED  
202C

SILVER  
429C

KELLY GREEN  
356C

PURPLE  
267C

BROWN  
440C

MAROON  
490C





## HPFTW24C CUSTOM JETSPEED FTW PANTS

SIZES SR S, M, L, XL



CONSTRUCTION	<b>DURABLE AND COMFORTABLE PRO-LEVEL PROTECTION, MADE FOR HER</b> Adapted tapered fit made to stretch to any size & provide comfortable protection where needed while allowing you to move freely. Revolutionary adjustable design with revised proportions allowing women to select their pant by waist size regardless of body type or shape.
ADJUSTMENT	<b>EZ FIT STRETCH OPENING + INTERNAL BELT SYSTEM + 1" ZIPPER</b> Easy on/off ultra stretch extendable opening secured in place with inner belt + stabilized belly pad, topped off with cosmetic hockey lace, + 1" length-adjusting zipper all to provide a custom snug fit and unparalleled comfort.
BACK PROTECTION	<b>LOW-PROFILE INJECTION-MOLDED HYBRID SPINE SHIELD WITH D30® ZERO + SEGMENTED TAILBONE PAD</b> Pro-level impact protection in the lower back with a segmented tailbone pad that molds to the body.
LINER	<b>DRYFOAM TECHNOLOGY WITH SOFT LAMINATED WATER REPELLENT LINING</b> Soft laminated sublimated liner absorbs less sweat so you can stay dry and your equipment lightweight.
THIGH GUARD	<b>MOLDED PE PLASTIC + INNER LEG ZIPPER</b> Equipped with a low-profile design and a repositioned inner-leg zipper to reduce friction during cross-overs, this floating thigh guard was made to deliver pro-level protection and easy embellishment access.
HIP / KIDNEY	<b>MOLDED PE HIP CAPS + 400D TEXTURED NYLON PADDED BELT</b> Pro-protection in the hips and kidney area with added durability around the waist.
SHELL	<b>REVISED LENGTH + 400D NYLON + EXTENDED STRETCH ZONES + PRO CUT</b> Made of premium Nylon and stretch materials in critical areas, with a pro cut -1" length in back of the legs, for overall improved durability and comfort.



## PP25C / PP25WC / PP25GC CUSTOM PP25C PANTS SHELL

SIZES \* SR S, M, L, XL, 2XL  
\* WM S, M, L, XL  
\* JR S, M, L  
\* YT S, M, L  
\*\* GOALIE S/M, L/XL

CONSTRUCTION	<b>PRO 400D + REINFORCEMENT</b> High quality material made with more stretch for durability, comfort and mobility
ADJUSTMENT	<b>ADJUSTABLE LENGTH</b> For a customizable fit that will cover even the + 1" extended pants

\* FITS OVER MOST HOCKEY PANTS  
\*\* FITS OVER MOST HOCKEY GOALIE PANTS

## STANDARD CCM PANT COLORS

BLACK

RED  
186C

ROYAL 58  
287C

YELLOW  
109C

SKY BLUE  
292C

DARK GREEN  
3435C

SUN FLOWER  
1235C

BEIGE  
468C

ORANGE  
166C

PURE GOLD (VGK)  
1255C  
NOT AVAILABLE IN BASE COLOR,  
STRIPING ONLY

WHITE

NAVY  
282C

DARK ROYAL 08  
281C

ANTIQUE GOLD  
4515C

PHOENIX RED  
202C

SILVER  
429C

KELLY GREEN  
356C

PURPLE  
267C

BROWN  
440C

MAROON  
490C



## LOGO INFO

- NO COLOR LIMITATION
- LIMITED SIZE BASED ON AVAILABLE SPACE TO EMBROIDER
- YOU MUST SPECIFY THE LOGO WIDTH WHEN PLACING YOUR ORDER ON OUR CUSTOMIZER AND WE WILL ENSURE THE HEIGHT IS PROPORTIONAL



## CCM LOGO ON THIGH

COLOR OPTIONS -  
SAME AS STANDARD  
CCM BASE AND STRIPE COLOR

## STRIPING OPTIONS



\*\* LIMITED COLORS  
AVAILABLE



... PRO CUT NOT AVAILABLE  
ON THE LEGS IN THESE 2 STYLES

PLAYER PANTS/SHELLS - MINIMUM - 15 PER ORDER  
(3 UNIT PER SIZE WITH 1 SIZE ALLOWED UNDER 3 UNITS)

GOALIE SHELL - MINIMUM - 2 PER ORDER  
(AS LONG AS PLAYER PANT/SHELL MINIMUM IS MET)

# CUSTOM BAGS



## BT PRO CUSTOM BAG

- PRO HEAVY DUTY WATER-RESISTANT TARPULIN
- REINFORCED WEBBED SIDE AND END HANDLES
- INTERNAL MESH ACCESSORY POCKET WITH ZIPPER
- SIZES:  
30" L X 18" H X 15" W  
32" L X 20" H X 15" W  
42" L X 20" H X 20" W

### PLAYER/ GOALIE BAG (BT PRO)

- 2 LOGOS - ONE ON EACH SIDE PANEL
- SIZE - 10" X 10" MAXIMUM



## BS PRO CUSTOM BAG

- PRO HEAVY DUTY WATER-RESISTANT TARPULIN
- OVERSIZED END POCKETS
- REINFORCED WEBBED STRAPS WITH ADJUSTABLE AND REMOVABLE SHOULDER STRAP
- SIZE:  
24" L X 14" H X 14" W

### SPORT BAG (BS PRO24)

- 1 LOGO - SIDE PANEL ONLY (CCM ON OTHER SIDE)
- SIZE 10" X 10" MAXIMUM



## EB TEAM BP CUSTOM BAG

- 600D RIPSTOP POLYESTER CONSTRUCTION
- SPACIOUS MAIN COMPARTMENT + ACCESSORY POCKETS
- PADDED LAPTOP SLEEVE
- PADDED STRAPS AND BACK
- SIZE:  
13" W X 18.5" H X 7.5" D

### BACKPACK (EB TEAM BP)

- 1 LOGO - FRONT POCKET PLACEMENT
- SIZE - 4" X 4" MAXIMUM

## BASE COLORS



BLACK

NAVY

RED\*

CHARCOAL\*

\* NOT AVAILABLE FOR EB TEAM BP

### MINIMUMS

- BT PRO (PLAYER) - 15
- BG PRO (GOALIE) - 2\*\*
- BS PRO (SPORT) - 15
- BT MBP18 (BACKPACK) - 15

\*\* MUST ORDER 15 PLAYER BAGS TO QUALIFY

## LOGO OPTIONS

### TWILL CREST



### SCREEN PRINT



NO COLOR LIMITATIONS ON EITHER TWILL CREST OR SCREEN PRINT

## STRAP COLORS

SELECT ANY COMBINATION OF THESE COLORS FOR BOTH YOUR 1" AND 2" WEBBING\*

\*NO STRAP COLOR OPTION ON THE EB TEAM BP

BLACK	WHITE	RED 186C	NAVY 282C	ROYAL 58 287C	PURE GOLD (VGK) 1255C
YELLOW 109C	ANTIQUÉ GOLD 4515C	SKY BLUE 292C	PHOENIX RED 202C	SILVER 429C	BEIGE 468C
DARK GREEN 3435C	KELLY GREEN 356C	SUN FLOWER 1235C	PURPLE 267C	ORANGE 166C	DARK ROYAL 08 281C
MAROON 490C	TEAL 315C*	CHARCOAL 431C			









**R3FLEX**  
PROTECTION

**NEST**  
TECH



**NEW**

## HT920 / HT920C TACKS 920 HELMET

SIZES	HAT SIZES
S	50 - 56 CM / 6 1/4 - 7
M	54 - 60 CM / 6 3/4 - 7 1/2
L	57 - 63 CM / 7 1/4 - 7 7/8

PROTECTION	R3FLEX PROTECTION + NEST TECH FOR ELITE LEVEL PLAYERS	3-in-1 full coverage multipurpose comfort liner with dynamic response to help manage all types of impacts: 1) High Energy impact shock absorption 2) Low Energy impact cushioning 3) Adapts & conforms to the shape of the head
------------	---	---

COMFORT	AER-TEC VENTILATION + TOTALDRI	Strategically placed 3D printed NEST TECH lattice liner with built-in ventilation channels to guide fresh air throughout, along with R3FLEX Protection cushioned liner provide incredible comfort, while the cooling sweatband* wicks moisture away, helps manage sweat at the forehead and is removable & customizable for easy washing.
---------	--------------------------------	---

ADJUSTMENT	ADPTFIT 360 TOOL-FREE ADJUSTMENT SYSTEM	Wraps head length and width in one easy step at the back, with extended size range + occipital rear comfort cushion with smooth edge to lock helmet in place.
------------	---	---

SHELL	STREAMLINED NEW SHELL WITH ENHANCED VENTING TO BRING COOL AIR IN & HELP GUIDE HEAT OUT	A pro-approved look to elevate your game and pass every mirror test, while keeping you looking & feeling fresh.
-------	--	---

COLORS	<div> <div>RYL</div> <div>RED</div> <div>DARK GREEN</div> <div>SUNFLOWER</div> <div>MAROON</div> </div> <div> <div>BLK</div> <div>WHT</div> <div>NAVY</div> </div>	<ul style="list-style-type: none"> <li>REPLACEMENT SWEATBANDS also sold separately (ACCHTSWB - pkg of 2)</li> <li>PERSONALIZATION LOGO STICKERS (ACCHTSTA in various colors).</li> </ul>
--------	--	--

\*Offered as a combo with FM580 (S-M-L) in Black

\* Available as combo



**NEST**  
TECH

**D3O<sup>2</sup>**

**I.Q.SHION DRI**

## HT720 / HT720C TACKS 720 HELMET

SIZES	HAT SIZES
S	51 - 56 CM / 6 3/8 - 7
M	55 - 58.5 CM / 6 7/8 - 7 3/8
L	58 - 62 CM / 7 1/4 - 7 3/4

COMFORT	AER-TEC THERMOREGULATION SYSTEM WITH NEST TECH + I.Q.SHION DRI	Innovative AER-TEC VENTILATION SYSTEM powered by NEST TECH and channels allow max airflow and keep your head cool and comfortable. New and improved I.Q.SHION DRI will not retain extra sweat at the forehead.
---------	--	--

PROTECTION	NEST TECH + D3O <sup>2</sup> + MULTI-DENSITY FOAM	Elite-level protection from combination of 3D printed NEST TECH in key areas plus rate sensitive D3O <sup>2</sup> Smart Material and quality foams to help distribute impact energy.
------------	---	--

ADJUSTMENT	ACTIVE STABILIZER AND TOOL-FREE ADJUSTMENT SYSTEM	Self-adjusting occipital support cushion and an easy front-to-back side adjustment provide a customized snug fit that stays in place.
------------	---	---

SHELL	OPTIMIZED AESTHETICS AND REINFORCED SIDE IMPACT FRAME	A pro-approved look with structure stiffness on the sides for added protection.
-------	---	---

COLORS	<div> <div>BLK</div> <div>WHT</div> <div>NAVY</div> <div>RYL</div> <div>RED</div> <div>KELLY GREEN</div> <div>DARK ROYAL (CANADIENS)</div> <div>HARVARD</div> <div>VIOLET</div> <div>DARK GREEN</div> <div>SUNFLOWER</div> <div>MAROON</div> <div>GRAPHITE</div> </div>	
--------	---	--

\* Available as combo

\*Offered as a combo with FM580 (S-M-L) in black



**D3O<sup>2</sup>**

**I.Q.SHION**

## HT310 / HT310C TACKS 310 HELMET

SIZES	HAT SIZES
S	51 - 56 CM / 6 3/8 - 7
M	55 - 59 CM / 6 7/8 - 7 3/8
L	57 - 62 CM / 7 1/8 - 7 3/4

COMFORT / PROTECTION	I.Q.SHION FOAM COMFORT LINER WITH D3O <sup>2</sup>	High level of protection and offers a premium level of comfort and fit.
----------------------	--	---

ADJUSTMENT	SINGLE TOOL-FREE ADJUSTMENT	Easy adjustment at the back of the helmet for a customized snug fit.
------------	-----------------------------	--

SHELL	DESIGNED TO MAXIMIZE PROTECTIVE CAPABILITIES	A pro-preferred look with geometry that helps absorb impacts.
-------	--	---

COLORS	<div> <div>BLK</div> <div>WHT</div> <div>NAVY</div> <div>RYL</div> <div>RED</div> </div>	*Offered as a combo with FM680 (S-M-L) in black
--------	--	---

\* Available as combo

## HELMET FIT HT920



**LEGEND**  
OPTIMAL FIT  
GOOD FIT  
FAIR FIT



HT920	SMALL		MEDIUM		LARGE	
	CIRCUMFERENCE (CM)	HAT SIZES	CIRCUMFERENCE (CM)	HAT SIZES	CIRCUMFERENCE (CM)	HAT SIZES
	50.0 - 56.0	6 1/4 - 7	54.0 - 60.0	6 3/4 - 7 1/2	57.0 - 63.0	7 1/4 - 7 7/8
HEAD WIDTH (CM)	13.2 - 15.5		14.0 - 16.8		16 - 17.6	
HEAD LENGTH (CM)	16.8 - 19.8		18.5 - 21.8		20.1 - 22.5	

## HELMET FIT HT720



**LEGEND**  
OPTIMAL FIT  
GOOD FIT  
FAIR FIT



HT720	SMALL		MEDIUM		LARGE	
	CIRCUMFERENCE (CM)	HAT SIZES	CIRCUMFERENCE (CM)	HAT SIZES	CIRCUMFERENCE (CM)	HAT SIZES
	51.0 - 56.0	6 3/8 - 7	55.0 - 59.0	6 7/8 - 7 3/8	58.0 - 62.0	7 1/4 - 7 3/4
HEAD WIDTH (CM)	13.2 - 15.5		14.0 - 16.8		16 - 17.6	
HEAD LENGTH (CM)	16.8 - 19.8		18.5 - 21.8		20.1 - 22.5	

## HELMET FIT HT310



**LEGEND**  
OPTIMAL FIT  
GOOD FIT  
FAIR FIT



HT310	SMALL		MEDIUM		LARGE	
	CIRCUMFERENCE (CM)	HAT SIZES	CIRCUMFERENCE (CM)	HAT SIZES	CIRCUMFERENCE (CM)	HAT SIZES
	51.0 - 56.0	6 1/4 - 7	55.0 - 59.0	6 7/8 - 7 3/8	57.0 - 62.0	7 1/8 - 7 3/4
HEAD WIDTH (CM)	14.0 - 15.8		14.1 - 16.4		14.7 - 17.0	
HEAD LENGTH (CM)	17.7 - 20.1		18.7 - 22.0		18.8 - 22.5	



Protective sleeve included

\*\* Visor portion can be easily replaced if damaged.  
Replacement visor sold separately (ACCHVR)  
See p. 75 for details.

## FMHVR HVR HYBRID VISOR/FACEMASK

SIZES S/M, M/L \$  
COLORS BLACK CHROME



CONSTRUCTION	PERFECTLY BALANCED COMBINATION OF PREMIUM IMPACT RESISTANT POLYCARBONATE & OPTIMALLY POSITIONED THIN ALLOY BARS	Patent-pending design offers the best unobstructed field of vision in all game situations with the airflow benefits & protection of a cage, all in a modern look perfect for today's players.
DESIGN	OPTIMIZED OPTICAL ACCURACY & BREATHABILITY	<ul style="list-style-type: none"> <li>Optimal Toric Lens to avoid distortion + strategically placed wires to reduce sight obstruction.</li> <li>Notched nose-cut visor design to allow maximum airflow + premium anti-fog treatment help reduce fogging during play.</li> <li>Premium anti-scratch treatment for durability &amp; innovative visor replacement system (replacement visor sold separately ACCHVR).</li> <li>Well-balanced weight.</li> </ul>
CHIN CUP	MULTI DENSITY FOAM FLOATING CHIN CUP	Comfortable and snug fitting chin cup that keeps the protection where it should.
CERTIFICATION	CSA, HECC, CE	Meets strict full face protection B1 certification requirements for use by a player of any age in hockey.

<div>HELMET</div> <div>FACEMASK</div>		HT310			HT720			HT910				HT920			HTSPTXCU			HTSPTX		
		S	M	L	S	M	L	XS	S	M	L	S	M	L	S	M	L	S	M	L
HVR	S/M	✓	✓		✓	✓		✓	✓	✓		✓	✓		✓	✓		✓	✓	
	M/L		✓	✓		✓	✓			✓	✓		✓	✓		✓	✓		✓	✓



HELMET STORAGE BAG INCLUDED

## FMFV1 FV1 FULL FACE VISOR

SIZES SR \$  
JR \$




CONSTRUCTION	IMPACT RESISTANT POLYCARBONATE WITH ANTI-FOG AND ANTI SCRATCH	High-quality material and finish offers a wide and unobstructed field of vision treated to resist fog build-up and scratches for extended durability on & off the ice.
DESIGN	OPTIMAL VENT PLACEMENT	Modern vent design maximizes air flow for great breathability during play.
CHIN CUP	MULTI DENSITY FOAM FLOATING CHIN CUP	Comfortable and snug fitting chin cup that keeps the protection where it should.
CERTIFICATION	CSA, HECC, CE	

FITLITE		HTFL3DS			HTFL90		
		S	M	L	S	M	L
B2	FV1 JR	✓	✓	✓	✓	✓	✓
B1	FV1 SR	✓	✓	✓	✓	✓	✓

TACKS		HT920 HT910			HT720 HT710			HT310			HT110		
		S	M	L	S	M	L	S	M	L	S	M	L
B2	FV1 JR	✓	✓	✓	✓	✓	✓	✓	✓	✓	✓	✓	✓
B1	FV1 SR	✓	✓	✓	✓	✓	✓	✓	✓	✓	✓	✓	✓

TACKS		HTSPTX			HTSPTXCU		
		S	M	L	S	M	L
B2	FV1 JR	✓	✓	✓	✓	✓	✓
B1	FV1 SR	✓	✓	✓	✓	✓	✓

BAUER		RE-AKT			RE-AKT 75			RE-AKT 150		
		S	M	L	S	M	L	S	M	L
B2	FV1 JR	✓	✓	✓	✓	✓	✓	✓	✓	✓
B1	FV1 SR	✓	✓	✓	✓	✓	✓	✓	✓	✓



## VR14 \$ VR14 STRAIGHT VISOR

CERTIFICATION CSA, HECC, CE  
VISOR HEIGHT 96 MM / 3.8 IN  
COLOR CLEAR

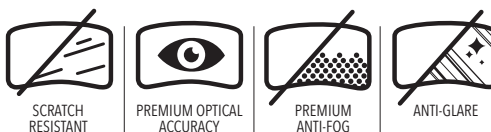


CONSTRUCTION	IMPACT RESISTANT POLYCARBONATE WITH ANTI-FOG PROTECTION	High-quality material offers a clear field of vision to keep your eyes on the play.
DESIGN	STRAIGHT CUT	Modern look.
ADJUSTMENT	SCREWS + SPACERS	Include screws and spacers for a quick installation on your helmet.





## VRPRO \$ VRPRO STRAIGHT SHORT VISOR



CERTIFICATION	CSA, HECC, CE
VISOR HEIGHT	88 MM / 3.5 IN
COLOR	CLEAR

CONSTRUCTION	IMPACT RESISTANT POLYCARBONATE WITH ANTI-FOG, ANTI-SCRATCH AND ANTI-GLARE PROTECTION	High-quality material and finish offers an unobstructed field of vision in a clear tint so your focus stays on the game.
DESIGN	OPTIMAL STRAIGHT CUT	Modern look with pro-inspired close to nose fit.
ADJUSTMENT	TIME-SAVING INSTALLATION SYSTEM	Pre-set with patent-pending ACCVRPRO user-friendly system (screws, spacers and dual T-nuts) to quickly and easily install on your helmet so you can get on the ice faster.
CUSTOMIZABLE	HELMET STORAGE BAG + SIDE LOGO STICKERS	Includes breathable bag to protect visor once it's on your helmet, and 7 pairs of different color side logo stickers to customize your look.



## FM780 FACEMASK



SIZES	SR	S, M, L	\$
COLOR	BLACK, GUNMETAL, WHITE		

WIRES	THIN FLAT WIRES	Protective design of thin alloy bars provides maximum visibility.
CHIN CUP	MULTI DENSITY FOAM CHIN CUP WITH D30® SMART MATERIAL	Designed to provide high levels of comfort, sweat management, and impact absorbing protection.



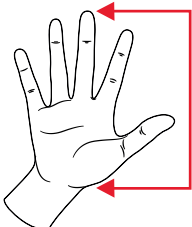
## 580 FACEMASK

SIZES	SR	S, M, L	\$
-------	----	---------	----

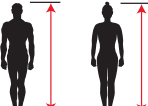
WHITE INTERIOR/ BLACK EXTERIOR FM580BKWH	SILVER FM580SL
CHROME BOOKING ONLY FM580CH	BLACK FM580BK
	WHITE FM580WH

WIRES	THIN ROUND WIRES	Protective design provides maximum visibility.
CHIN CUP	MULTI DENSITY FOAM CHIN CUP	Designed to provide high levels of comfort and protection.

GLOVES		YOUTH			JUNIOR			SENIOR				
		8"	9"	N/A	10"	11"	12"	13"	14"	15"	N/A	N/A
GENERAL	AGE	3-5	5-7	7-9	8-10	10-11	11-13	13+	14+	14+	14+	14+
	HEIGHT - CM	102-109	109-117	117-127	127-137	137-147	147-157	157-168	168-178	178-188	183+	183+
	HEIGHT - FT	3'4"-3'7"	3'7"-3'10"	3'10"-4'2"	4'2"-4'6"	4'6"-4'10"	4'10"-5'2"	5'2"-5'6"	5'6"-5'10"	5'10"-6'2"	6'0"+	6'0"+
GLOVES		8"	9"	N/A	10"	11"	12"	13"	14"	15"	N/A	N/A
	HAND LENGTH (CM)	10-13	11-14	N/A	12-15	13-16	14-17	16-19	18-21	20-24	N/A	N/A
	HAND LENGTH (IN)	4-5	4.5-5.5	N/A	4.5-6	5-6.5	5.5-6.5	6.5-7.5	7-8.5	8-9.5	N/A	N/A

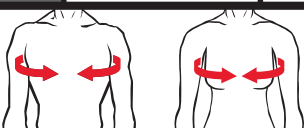


HAND LENGTH




HEIGHT

SHOULDER PADS		YOUTH			JUNIOR			SENIOR				
		S	M	L	S	M	L	S	M	L	XL	XXL
GENERAL	AGE	3-5	5-7	7-9	8-10	10-11	11-13	13+	14+	14+	14+	14+
	HEIGHT - CM	102-109	109-117	117-127	127-137	137-147	147-157	157-168	168-178	178-188	183+	183+
	HEIGHT - FT	3'4"-3'7"	3'7"-3'10"	3'10"-4'2"	4'2"-4'6"	4'6"-4'10"	4'10"-5'2"	5'2"-5'6"	5'6"-5'10"	5'10"-6'2"	6'0"+	6'0"+
SHOULDER PADS		S	M	L	S	M	L	S	M	L	XL	XXL
	CHEST CIRC. (CM)	50-64	52-68	54-72	62-78	66-82	70-92	82-98	88-108	92-114	102-126	N/A
	CHEST CIRC. (IN)	19.5-25	20.5-27	21.5-28.5	24.5-30.5	26-32.5	27.5-36	32.5-38.5	34.5-42.5	36-45	40-49.5	N/A

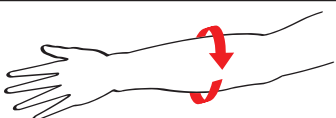


CHEST CIRCUMFERENCE




HEIGHT

ELBOW PADS		YOUTH			JUNIOR			SENIOR				
		S	M	L	S	M	L	S	M	L	XL	XXL
GENERAL	AGE	3-5	5-7	7-9	8-10	10-11	11-13	13+	14+	14+	14+	14+
	HEIGHT - CM	102-109	109-117	117-127	127-137	137-147	147-157	157-168	168-178	178-188	183+	183+
	HEIGHT - FT	3'4"-3'7"	3'7"-3'10"	3'10"-4'2"	4'2"-4'6"	4'6"-4'10"	4'10"-5'2"	5'2"-5'6"	5'6"-5'10"	5'10"-6'2"	6'0"+	6'0"+
ELBOW PADS		S	M	L	S	M	L	S	M	L	XL	XXL
	FOREARM CIRC. (CM)	9-16	10-17	11-18	13-20.5	15-22	16-24	20-25	24-28.5	27-32	30-34.5	N/A
	FOREARM CIRC. (IN)	3.5-6.5	4-6.5	4.5-7	5-8	6-8.5	6.5-9.5	8-10	9.5-11	10.5-12.5	12-13.5	N/A



FOREARM CIRCUMFERENCE

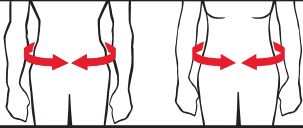


HEIGHT

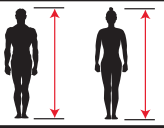
RECOMMENDATION IS TO BE AS CLOSE TO THE MIDDLE OF THE SIZE RANGE AS POSSIBLE.

SEE PAGE 18 FOR WOMEN SIZING CHART

TACKS PANTS		YOUTH			JUNIOR			SENIOR					
		S	M	L	S	M	L	S	S-LONG	M	L	XL	XXL
GENERAL	AGE	3-5	5-7	7-9	8-10	10-11	11-13	13+	13+	14+	14+	14+	14+
	HEIGHT - CM	102-109	109-117	117-127	127-137	137-147	147-157	157-168	168-178	168-178	178-188	183+	183+
	HEIGHT - FT	3'4"-3'7"	3'7"-3'10"	3'10"-4'2"	4'2"-4'6"	4'6"-4'10"	4'10"-5'2"	5'2"-5'6"	5'6"-5'10"	5'6"-5'10"	5'10"-6'2"	6'0"+	6'0"+
PANTS		S	M	L	S	M	L	S	S-LONG	M	L	XL	XXL
	WAIST CIRC. (CM)	51-55	53-57	56-60	58-64	62-72	69-81	76-86	76-86	79-89	86-99	95-107	107-120
	WAIST CIRC. (IN)	20-21.5	21-22.5	22-23.5	23-25	24.5-28.5	27-32	30-34	30-34	31-35	34-39	37.5-42	42-47
	US PANT SIZE	Y4-Y8	Y6-Y10	Y8-Y14	Y10-Y16	Y14-Y18	26-31	30-33	30-33	31-35	32-38	38-42	42-50

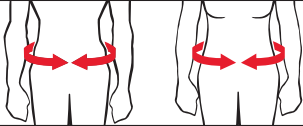


WAIST CIRCUMFERENCE

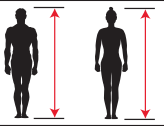


HEIGHT

JETSPEED / NEXT PANTS		YOUTH			JUNIOR			SENIOR				
		S	M	L	S	M	L	S	M	L	XL	XXL
GENERAL	AGE	3-5	5-7	7-9	8-10	10-11	11-13	13+	14+	14+	14+	14+
	HEIGHT - CM	102-109	109-117	117-127	127-137	137-147	147-157	157-168	168-178	178-188	183+	183+
	HEIGHT - FT	3'4"-3'7"	3'7"-3'10"	3'10"-4'2"	4'2"-4'6"	4'6"-4'10"	4'10"-5'2"	5'2"-5'6"	5'6"-5'10"	5'10"-6'2"	6'0"+	6'0"+
PANTS		S	M	L	S	M	L	S	M	L	XL	XXL
	WAIST CIRC. (CM)	51-55	53-57	56-60	58-64	62-72	69-81	76-86	79-89	86-99	95-107	107-120
	WAIST CIRC. (IN)	20-21.5	21-22.5	22-23.5	23-25	24.5-28.5	27-32	30-34	31-35	34-39	37.5-42	42-47
	US PANT SIZE	Y4-Y8	Y6-Y10	Y8-Y14	Y10-Y16	Y14-Y18	26-31	30-33	31-35	32-38	38-42	42-50

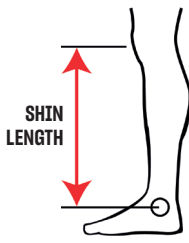


WAIST CIRCUMFERENCE

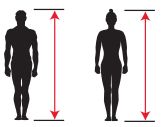


HEIGHT

SHIN GUARDS		YOUTH			JUNIOR			SENIOR				
		8"	9"	10"	11"	12"	13"	14"	15"	16"	17"	18"
GENERAL	AGE	3-5	5-7	7-9	8-10	10-11	11-13	13+	14+	14+	14+	14+
	HEIGHT - CM	102-109	109-117	117-127	127-137	137-147	147-157	157-168	168-178	178-188	183+	183+
	HEIGHT - FT	3'4"-3'7"	3'7"-3'10"	3'10"-4'2"	4'2"-4'6"	4'6"-4'10"	4'10"-5'2"	5'2"-5'6"	5'6"-5'10"	5'10"-6'2"	6'0"+	6'0"+
SHIN GUARDS		8"	9"	10"	11"	12"	13"	14"	15"	16"	17"	18"
	SHIN LENGTH (CM) - TONGUE OUT	22-25	25-27	27-30	30-33	33-36	36-40	40-43	43-47	47-50	50-53	53-57
	SHIN LENGTH (IN) - TONGUE OUT	8.5-10	10-10.5	10.5-12	12-13	13-14	14-15.5	15.5-17	17-18.5	18.5-19.5	19.5-21	21-22.5
	SHIN LENGTH (CM) - TONGUE IN	20-23	23-25	25-28	28-31	31-34	34-38	38-41	41-45	45-48	48-51	51-55
	SHIN LENGTH (IN) - TONGUE IN	8-9	9-10	10-11	11-12	12-13.5	13.5-15	15-16	16-17.5	17.5-19	19-20	20-21.5



SHIN LENGTH



HEIGHT

RECOMMENDATION IS TO BE AS CLOSE TO THE MIDDLE OF THE SIZE RANGE AS POSSIBLE.





NEW

## HGFT8 JETSPEED FT8 GLOVES



SIZES	SR	13", 14", 15"	\$
	JR	10", 11", 12"	\$

## CONSTRUCTION

**AER-TEC THERMOREGULATION SYSTEM + IMPROVED GAME READY COMFORT & MOBILITY FOR ELITE FEEL**  
AER-TEC powered system allows maximum breathability and airflow. Lightweight construction with a new back roll design that follows a perfectly anatomical shape, ideal for an elite or competitive level player.

## LINER

**AER-TEC SUSPENSION SYSTEM MESH LINER TREATED WITH POLYGIENE + ODORCRUNCH™ AND INCREASED FINGERS & KNUCKLES COMFORT**  
Max ventilation and mesh lining for cooling and evaporation to help keep hands dry. Absorbs less sweat to stay light and provides instant & long-lasting comfort.

## FINGERS

**PREMIUM ZOTEFOAM® & HIGH DENSITY PE FOAM + PE INSERTS + IMPROVED COMFORT PU FOAM CUSHIONING**  
Lightweight construction yet high level protection and three-piece index for maximum dexterity.

## BACKHAND

**AER-TEC VENTILATION SYSTEM + PRO-LEVEL PE FOAM + HIGH DENSITY PE FOAM + PE INSERTS**  
Ventilation port on back of hand for optimal airflow along with elite-level protection.

## THUMB

**PRO FLEXTHUMB - FROM SIZE 11"**  
2-piece thumb delivers better mobility and an incredible grip on your stick with ventilated mesh in back of thumb for added airflow where you really feel it.

## PALM

**SENSALAST PALM + REINFORCEMENT WITH EMBOSSED TEXTURE + TREATED WITH POLYGIENE & ODORCRUNCH™** Soft feel seamless palm-to-cuff transition inside & out, combined with a pro-feel palm allowing ultimate stickhandling with high-caliber durability and grip.

## CUFF

**SHORT PRE-ANGLED OPEN CUFF**  
Enhanced range of wrist movements and protection.

## OTHER

**POLYGIENE + ODOR CRUNCH TREATED SUBLIMATED LINER**  
Superior quality liner that feels great and helps you stay dry with enhanced antibacterial and odor fighting treatments to help keep your gloves feeling fresh.

## COLORS



Booking only

NEW

## HGFT880 JETSPEED FT880 GLOVES

SIZES	SR	13", 14", 15"	\$
	JR	10", 11", 12"	\$

## CONSTRUCTION

**GAME READY CONSTRUCTION FOR IMPROVED FIT/FEEL**  
Lightweight and incredibly durable, in an anatomical back roll design ideal for competitive play.

## LINER

**SOFT LAMINATED LINER WITH COMFORTABLE PU FOAM CUSHIONING**  
Soft feel from the start for increased comfort.

## FINGERS

**COMPETITIVE FOAM PACKAGE WITH PE FOAM + PE INSERTS**  
Lightweight high quality protective foam and plastic inserts.

## BACKHAND

**PE FOAM + PE INSERTS**  
Premium foam and inserts deliver lightweight, top-notch protection.

## THUMB

**IMPROVED PRO FLEXTHUMB - FROM SIZE 11"**  
Increased mobility for a better grip.

## PALM

**SENSALAST PALM + REINFORCEMENT**  
Incredible feel and enhanced durability.

## CUFF

**SHORT PRE-ANGLED ONE-PIECE OPEN CUFF**  
Unrestricted wrist movement, plus augmented flexibility and protection.

## COLORS



Booking only



Polygiene®



## HG4RP3 TACKS 4R PRO<sup>3</sup> GLOVES

SIZES	SR	13", 14", 15"
-------	----	---------------

## CONSTRUCTION

**PRO-APPROVED POLYESTER + PU LEATHER**  
Maximized durability with a classic 4 roll backhand look in a looser fitting profile.

## LINER

**POLYGIENE® TREATED LINER**  
Soft, comfortable and treated with anti-microbial Polygiene® to help control odor-causing bacteria.

## FINGERS / BACKHAND

**DUAL DENSITY FOAM WITH PE INSERTS + D30® ZERO BACKHAND + SOFT COMFORT FOAMS**  
Pro-level protection and shock absorbency around the entire hand with added D30® Zero on the backhand. Our new soft foams make sure your glove is comfortable all game long.

## THUMB

**PRO FLEXTHUMB - SR ONLY**  
Two-piece thumb delivers better mobility and an incredible grip on your stick.

## PALM

**SENSALAST PALM WITH SENSALAST REINFORCEMENT**  
Seamless palm-to-cuff transition inside & out for ultimate comfort, combined with a pro-feel palm providing an optimal interaction with your stick.

## CUFF

**MAX FLEX CUFF**  
Our flexible cuff allows players to properly load their stick and get the most out of their gloves.

## COLORS





## HGXF TACKS XF GLOVES

**SIZES** SR 13", 14", 15"  
JR 10", 11", 12"

### CONSTRUCTION

**MAX PROTECTION ASD (ANATOMICAL SHIELD DESIGN) WITH PRO APPROVED POLYESTER + PU LEATHER**  
Elite-level protection in a highly mobile and roomy design to keep your hands comfortable and ready for whatever the game brings.

### LINER

**POLYGIENE ODORCRUNCH™ TREATED LINERS AND COMFORT FOAMS**  
Soft and comfortable foam with enhanced antibacterial and odor fighting treatments to help keep your gloves feeling fresh.

### FINGERS

**PROTECTIVE FOAM WITH PE-INSERT + LYCRA MESH FINGER GUSSETS**  
Great comfort and protection, these fingers allow for optimal freedom of movement.

### BACKHAND

**INTEGRATED IMPACT PROTECTION PLATE WITH D30® ZERO + VENTILATION PORT ON BACKHAND**  
Pro-level impact protection with D30® Zero to help protect against the hardest of shots and ventilation port to enhance airflow throughout the glove.

### THUMB

**PRO FLEXTHUMB - FROM SIZE 11"**  
2-piece flexible thumb delivers better mobility and an incredible grip on your stick.

### PALM

**SENSALAST PALM + REINFORCEMENT + TREATED WITH POLYGIENE ODORCRUNCH™**  
Pro-feel palm allowing ultimate stickhandling with high-caliber durability and grip.

### CUFF

**FLEXMOTION CUFF**  
Allows for unrestricted wrist movements, flexibility and protection plus breathable protection.

### COLORS



## HGXF80 TACKS XF 80 GLOVES

**SIZES** SR 13", 14", 15"  
JR 10", 11", 12"

### CONSTRUCTION

**ASD (ANATOMICAL SHIELD DESIGN) WITH LIGHTWEIGHT POLYESTER**  
Competitive-level construction with high quality materials and great mobility built in.

### LINER

**LAMINATED LINER WITH PU FOAM CUSHIONING**  
Soft and comfortable game-ready feel.

### FINGERS

**DUAL-DENSITY FOAM WITH PE INSERTS + 3 PIECE INDEX**  
Top caliber protection with construction that allows for enhanced freedom of movement and dexterity.

### BACKHAND

**INTEGRATED IMPACT PROTECTION PLATE**  
Competitive-level impact protection in a pro-inspired look.

### THUMB

**PRO FLEXTHUMB - FROM SIZE 11"**  
Increased mobility for a better grip.

### PALM

**SUBLIMATED BASE PALM WITH REINFORCEMENT**  
Soft feel and enhanced durability.

### CUFF

**FLEXMOTION CUFF**  
Allows for unrestricted wrist movements, flexibility and protection plus breathable protection.

### COLORS



## HG95T HG95T GLOVES

**SIZES** SR 13", 14", 15"  
JR 10", 11", 12"

### CONSTRUCTION

**MAX PROTECTION ASD (ANATOMICAL SHIELD DESIGN) GLOVES WITH PRO-APPROVED POLYESTER FOR AN ELITE-LEVEL PROTECTION, BASED ON THE NEW 2022 RETAIL MODEL HG AS-V**

### FIT

**ROOMY YET ANATOMICAL FIT PROVIDES GREAT RANGE OF MOTION AND GAME-READY FEEL**

### FINGERS

**DUAL-DENSITY FOAM WITH PE INSERTS AND 3-PIECE INDEX FOR OPTIMAL DEXTERITY**

### BACKHAND

**INTEGRATED PRO-STYLE IMPACT PROTECTION PLATE WITH D30® SMART MATERIAL**

### CUFF

**FLEXMOTION SEGMENTED OPEN CUFF PROVIDES INCREASED MOBILITY FOR QUICK HANDS**

### PALM

**NEW AX SUEDE BASE FOR INSTANT AND LONG-TERM COMFORT + REINFORCEMENT FOR ADDED DURABILITY**

### LINER

**RICH SUBLIMATED LINING INSIDE CUFF WITH POLYGIENE + ODOR CRUNCH DUAL ANTIBACTERIAL TREATMENTS, ALSO APPLIED TO SOFT BACKHAND LINER**

### THUMB

**PRO FLEXTHUMB (FROM 11") FOR ADDED MOBILITY AND A GREAT GRIP ON YOUR STICK, WITH LARGER AREA FOR CUSTOM EMBROIDERY**

### COLORS







NEW

## HPJTS PRO JETSPEED PRO PANTS



SIZES	SR	S, M, L, XL	\$
	JR	M, L	\$



NEW

## HPJTS+ JETSPEED+ PANTS



SIZES	SR	S, M, L, XL	\$
	JR	S, M, L	\$

CONSTRUCTION

### AER-TEC THERMOREGULATION SYSTEM

AER-TEC thermoregulation system with maximized air intake in shell and belly pad and air channels for maximum breathability. Tapered profile for a connected feel, in a reduced weight yet durable and flexible design, ideal for a fast-moving elite player.

CONSTRUCTION

### AER-TEC THERMOREGULATION SYSTEM

AER-TEC thermoregulation system with maximized air intake in shell and belly pad for maximum breathability. Tapered profile for a connected feel, in a reduced weight yet durable and flexible design, perfect for a nimble competitive team player.

ADJUSTMENT

### EASY FIT ENTRY WITH BUILT-IN INTERNAL ANTI-TWIST BELT SYSTEM + 1" ZIPPER

Wide front opening with stretchy functional panels for a seamless adjustment and vast range of movement. Features an integrated durable belt that will not twist and hidden +1" length-adjusting zipper that allows for a custom comfort fit that stays put.

ADJUSTMENT

### EASY FIT ENTRY WITH BUILT-IN INTERNAL BELT SYSTEM + 1" ZIPPER

Wide front opening with stretchy functional panels for a seamless adjustment and vast range of movement. Features an integrated durable belt and hidden +1" length-adjusting zipper for a custom fit and optimized comfort.

LINER

### DRYFOAM TECHNOLOGY WITH SOFT LAMINATED WATER REPELLENT LINING

Premium sublimated liner absorbs less sweat so you can stay dry and keep your equipment lightweight.

LINER

### DRYFOAM TECHNOLOGY WITH SOFT LAMINATED WATER REPELLENT LINING

Premium sublimated liner absorbs less sweat so you can stay dry and keep your equipment lightweight.

HIP / KIDNEY

### MOLDED PE CAPS WITH VENTED FOAM BASE + AER-TEC VENTILATION SYSTEM + ANATOMICAL KIDNEY BREAK

FLOFOAM pads form channels on inside of hip pads with a kidney contour design for maximum comfort and pro level protection. Added AER-TEC ventilation system to help keep you cool and dry.

HIP / KIDNEY

### MOLDED PE CAPS + ANATOMICAL KIDNEY BREAK

Elite-level impact protection with an anatomical kidney contour design for maximum comfort.

BACK PROTECTION

### FLOATING SPINE PROTECTOR + INJECTION MOLDED HYBRID SPINE SHIELD WITH HD FOAM AND VENTILATION PORTS + VENTED TAILBONE PAD

Pro-level spine protection with added ventilation exhaust system for superior breathability with segmented tailbone pad for pro-level mobility.

BACK PROTECTION

### FLOATING SPINE PROTECTOR + INJECTION MOLDED HYBRID SPINE SHIELD + VENTILATED TAILBONE PAD

Elite-level spine protection with added ventilation exhaust system for breathability + segmented tailbone pad for pro-level mobility.

THIGH GUARDS

### LIGHTWEIGHT HD FOAM THIGH GUARDS + LEG ZIPPER

Lightweight pro-level protection with floating thigh guards allowing custom embroidery, plus inner leg zipper to widen as needed.

THIGH GUARDS

### LIGHTWEIGHT FOAM + MOLDED PE PLASTIC + LEG ZIPPER

High-level protection with floating thigh guards + plus inner leg zipper to widen as needed.

SHELL

### 400D NYLON + 400D TEXTURED NYLON SIDE PANEL REINFORCEMENT + POLYESTER REAR PANEL + PRO CUT LEGS + VENTILATED AIR INTAKE & EXHAUST SYSTEM

Made of premium Nylon reinforced in all the important areas, with a pro cut -1" length in back of the legs and repositioned inner leg zipper to reduce friction during cross-overs, plus a max airflow construction.

SHELL

### 400D NYLON + 400D TEXTURED NYLON SIDE PANEL REINFORCEMENT + POLYESTER REAR PANEL + PRO CUT LEGS + VENTILATED AIR INTAKE & EXHAUST SYSTEM

Made of premium Nylon reinforced in all the important areas, with a pro cut -1" length in back of the legs and repositioned inner leg zipper to reduce friction during cross-overs, for overall improved durability and airflow.

COLORS



COLORS





## HPXF TACKS XF PANTS

**SIZES** SR S, S-L, M, L, XL  
JR S, M, L



### CONSTRUCTION

**MAX COVERAGE ASD (ANATOMICAL SHIELD DESIGN)  
FLEXMOTION WRAPAROUND PROTECTION**  
Engineered to offer an elite level of protection and comfort all in a classic fit.

### ADJUSTMENT

#### INTERNAL BELT + STABILIZED BELLY PAD + 1" ZIPPER

Adjustable built-in belt locks in place during play, ventilated belly pad offers more airflow and stays where it should. The practical hidden +1 length extension is great for growth spurts or taller players.

### KIDNEY

#### MOLDED PE CAPS + SUBLIMATED COMFORT LINER

Premium sublimated liner for comfort and pro-level protection in the caps helps you stay protected and comfortable on the ice.

### HIP

#### JDP HIP CAPS WITH D30® ZERO

Elite-level JDP hip cap reinforced with D30® Zero disperses impact force away from hip joint while the unique segmented Flexmotion hip pad design increases mobility.

### BACK PROTECTION

#### EXPOSED FOAM SPINE WITH D30® + SEAMLESS TRANSITION TO TAILPAD + FOAM INSERT

Pro-level spine protection with added ventilation exhaust system for superior breathability with segmented tailbone pad for pro-level mobility.

### THIGH GUARDS

#### FLOATING MOLDED PE PLASTIC + PE FOAM

Elite-level protection with a floating thigh guard allowing for custom embroidery.

### SHELL

#### PREMIUM 400D NYLON WITH HIGH ABRASION RESISTANT SIDE PANEL

Made of premium Nylon reinforced in all the important areas for overall better durability.

### COLORS



BLACK NAVY



## HPAS580 TACKS AS 580 PANTS

**SIZES** SR S, S-L, M, L, XL, 2XL  
JR S, M, L

### CONSTRUCTION

#### MAX COVERAGE ASD

(ANATOMICAL SHIELD DESIGN)  
New ASD construction is engineered to offer the highest quality protection.

### ADJUSTMENT

#### INTERNAL BELT + 1" ZIPPER

The inner belt allows you to find your perfect fit and keep the pants in place during play while an extra 1" extension means these pants can grow with the player.

### KIDNEY

#### MOLDED PE CAP + SUBLIMATED COMFORT LINER

Trustworthy impact protection with maximum comfort.

### HIP

#### JDP HIP CAPS

Elite-level hip cap disperses impact force away from hip joint.

### BACK PROTECTION

#### EXPOSED FOAM SPINE + SEAMLESS TRANSITION TO TAILPAD

Competitive-level spine protection and enhanced comfort tailpad that flows into the pants seamlessly.

### THIGH GUARDS

#### FLOATING MOLDED PE PLASTIC CAP + PE FOAM

Reliable protection with a floating thigh guard so pant legs can be custom embroidered.

### SHELL

#### PREMIUM 400D NYLON WITH HIGH ABRASION RESISTANT SIDE PANELS + INNER LEG ZIPPER

Premium Nylon for maximum durability.

### COLORS



BLACK  
SR - 2XL  
ONLY OFFERED  
IN BLACK

ROYAL  
ONLY AVAILABLE  
IN S-M-L



## HP95T TACKS 95T TEAM PANTS

**SIZES** SR S, S-L, M, L, XL, 2XL  
JR S, M, L



### CONSTRUCTION

KEEPING THE POPULAR FEATURES OF THE PREVIOUS CUSTOM PANTS MODEL HP65C WITH SOME UPDATED FEATURES

### ADJUSTMENT

INTERNAL BELT WITH WRAPAROUND LOWER BACK PROTECTION + 1" LENGTH ADJUSTMENT ZIPPER

### KIDNEY

MOLDED PE CAP + SUBLIMATED COMFORT LINER + EMBROIDERED CCM LOGO

### HIP

JDP HIP CAPS HELP DISTRIBUTE IMPACT ENERGY AWAY FROM THE JOINTS

### BACK PROTECTION

REDESIGNED HD FLOATING SPINE GUARD + D30® SMART MATERIAL IMPACT PROTECTION

### THIGH GUARDS

MOLDED PE PLASTIC CAP + PE FOAM FOR ELITE-LEVEL PROTECTION

### SHELL

PREMIUM 400D NYLON WITH HIGH ABRASION RESISTANT SIDE PANELS + INNER LEG ZIPPER + STRETCH PANELS WHERE NEEDED TO HELP MOBILITY

### COLORS



DARK GREEN

MAROON

RED

ROYAL



## PGJS JETSPEED GIRDLE

**SIZES** SR S, M, L, XL  
JR M, L

CONSTRUCTION	PRO 400D NYLON WITH SIDE PANEL REINFORCEMENT	Sublimated liner with Dry Foam technology to keep the product lightweight.
ADJUSTMENT	ADJUSTABLE THIGH GUARD (LENGTH / WIDTH)	Easily customizable fit for an excellent level of comfort.
HIP / THIGH	PE MOLDED CAP + MID-DENSITY FOAM	Pro-level lightweight impact protection, plus JDP hip caps to disperse impact force away from the hip joint.
BACK PROTECTION	INJECTION-MOLDED HYBRID SPINE SHIELD WITH D3O® AND HD FOAM	Pro-level impact protection in the lower back with a segmented tailbone pad that molds to your body.

COMPATIBLE WITH PPJS SHELL, **SOLD SEPARATELY**



## PPJS JETSPEED GIRDLE SHELL

**SIZES** SR S, M, L, XL  
JR M, L

CONSTRUCTION	PRO 400D NYLON WITH SIDE PANEL REINFORCEMENT	Reduced weight, optimized durability plus mesh panels for breathability and stretch panels for great mobility.
ADJUSTMENT	HIDDEN 1" ZIPPER + ADJUSTABLE LENGTH & INSIDE LEG ZIPPER	For a customizable fit.
PROTECTION	PADDED KIDNEY BELT OVER INTERNAL BELT	Low-profile belt for added protection and comfort.

COLORS BLACK, NAVY

**OPTIMIZED FIT OVER PGJS GIRDLE** WITH ATTACHMENTS TO SECURE IN PLACE FOR A SEAMLESS PRO LOOK




## PP25 / PP25G • PP25T / PP25GT PANT SHELL

**SIZES** \* SR S, M, L, XL, 2XL  
\* JR S, M, L  
\*\* GOALIE S/M, L/XL

CONSTRUCTION	PRO 400D + REINFORCEMENT	High quality material made with more stretch for durability, comfort and mobility
ADJUSTMENT	ADJUSTABLE LENGTH	For a customizable fit that will cover even the + 1" extended pants

COLORS



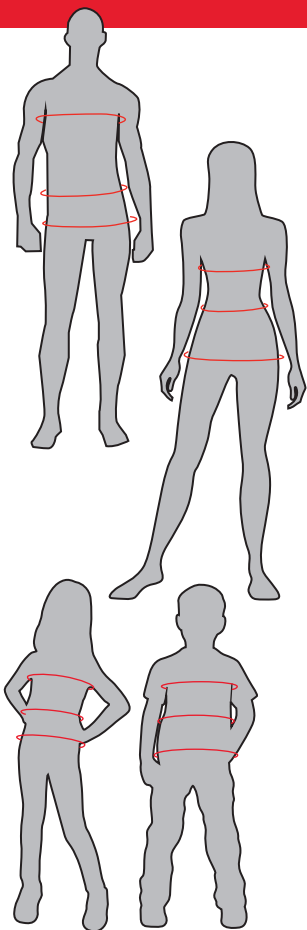
**PP25 & PP25G ONLY OFFERED IN THESE COLORS**

\* FITS OVER MOST HOCKEY PANTS

\*\* FITS OVER MOST HOCKEY GOALIE PANTS

**FOR HPFTW24**  
SUGGEST TO SIZE DOWN 1 SIZE IN PP25  
OR ORDER CUSTOM PP25WC IN SAME SIZE AS PANTS





## APPAREL - MEN BODY MEASUREMENTS (measurements shown are in inches)

ALPHA SIZE	XS	S	M	L	XL	2XL	3XL
CHEST CIRCUMFERENCE	33-35	36-38	39-41	42-44	45-48	49-52	53-58
WAIST CIRCUMFERENCE	26-28	29-31	32-34	35-38	39-43	44-48	49-53
HIPS CIRCUMFERENCE	32-34	35-37	38-40	41-44	45-48	48-52	52-56

NUMERIC SIZE	28	30	32	34	36	38	40
WAIST CIRCUMFERENCE	29.5	31.5	33.5	35.5	37.5	39.5	41.5

## APPAREL - WOMEN BODY MEASUREMENTS (measurements shown are in inches)

ALPHA SIZE	XS	S	M	L	XL
CHEST CIRCUMFERENCE	30-32	33-35	36-38	39-41	42-44
WAIST CIRCUMFERENCE	23-25	26-28	29-31	32-34	35-38
HIPS CIRCUMFERENCE	33-35	36-38	39-41	42-44	45-48

## APPAREL - YOUTH BODY MEASUREMENTS (measurements shown are in inches)

AGE GROUP / SIZE	3 - 5 / 2XS / 110	5 - 7 / XS / 120	7 - 9 / S / 130	9 - 11 / M / 140	11 - 13 / L / 150	13 - 15 / XL / 160
CHEST CIRCUMFERENCE	24-25	25-26	26-27	27-29	29-31	31-34
WAIST CIRCUMFERENCE	22-23	23-24	24-25	25-27	27-28.5	28.5-30
HIPS CIRCUMFERENCE	25-26	26-27	27-28.5	28.5-31	31-32.5	32.5-34

## MEASUREMENT FOR ADULT HEADWEAR

INCHES	CM	HAT SIZE		
		FITTED	FLEX	ADJUSTABLE
20 1/8	51.1	6 3/8	YOUTH	ONE SIZE YT (OSFA)
20 1/2	52	6 1/2		
20 7/8	53	6 5/8		
21 1/4	53.9	6 3/4		
21 5/8	54.9	6 7/8		
22	55.9	7	S/M	ONE SIZE AD (OSFA)
22 3/8	56.8	7 1/8		
22 3/4	57.8	7 1/4		
22 7/8	58.7	7 3/8	L/XL	
23 1/2	59.7	7 1/2		
23 7/8	60.6	7 5/8		
24 1/4	61.6	7 3/4	XL/XXL	
24 5/8	62.5	7 7/8		
25	63.5	8 1/4		

Body sizing: Size specifications are based on body sizing measurements. Use this size chart as a guideline when ordering, allow enough room for ease of movement. Sleeve Length: Measure from the center back of the neck, over the point of shoulder and down the outer side of the arm to the wrist bone. Chest: Measure just under the arms. Waist: Loosely measure the narrowest circumference of the waist. Size charts are for reference only. Fit may vary depending on the construction and materials.

## APPAREL FEATURES



Put sweat in it's place Tactical Dry wicks moisture away from your skin, helping you stay drier and comfortable.



Your body is an amazing heat source Tactical Degree traps body heat and sweat escape.



Stay cool and comfortable Tactical Cool uses ventilation, moisture management and fabric construction to help aid the release of heat.

## GAMEWEAR - SR BODY MEASUREMENTS (measurements shown are in inches)

ALPHA SIZE	XX2	XS	S	M	L	XL	2XL	3XL
CHEST CIRCUMFERENCE	31-32	33-35	36-38	39-41	42-44	45-48	49-52	53-58
PLAYER JERSEY SIZE	S	S	S	M	L	XL	2XL	2XL
GOALIE JERSEY SIZE	JR	JR	INT	INT	SR	SR	SR	SR

## GAMEWEAR - YOUTH BODY MEASUREMENTS (measurements shown are in inches)

AGE GROUP / SIZE	3-5 / XXS	5-7 / XS	7-9 / S	9-11 / M	11-13 / L	13-15 / XL
CHEST CIRCUMFERENCE	24-25	25-26	26-27	27-29	29-31	31-34
PLAYER JERSEY SIZE	XS	XS	S/M	S/M	L/XL	L/XL
GOALIE JERSEY SIZE	JR	JR	JR	JR	JR	JR

NEW

(YEAR 1 OF 3)

### JRS5TD / YT JRS5TD LIGHTWEIGHT RINK SUIT JACKET



**Body:** Our rink suit jacket is built with great features and benefits such as a new breathable fabric that offers a 4-way stretch, reduced noise friction and AER-TEC technology. Features include zippered side pockets, elasticated hem and cuffs for comfort. Strategic placement of interior zippers that allow access for customization.

BODY /  
INSIDE

**Inside:** Easy access for embellishment, pocket at the bottom and an ID label for easy identification.

FIT	REGULAR		
	AD	S - 3XL	\$
SIZES	YT	2XS - XL	\$

LOGO Strategically positioned embroidered CCM logo provides front left side of the wearer and top back embellishment zones.

CONTENT 100% Polyester (30D Double knit+Film+50D knit)

COLORS Black (12), True Navy (T9), Red (05), Team Royal (6C), Charcoal (19)

NEW

(YEAR 1 OF 3)

### PRS5TA / YT PRS5TA LIGHTWEIGHT RINK SUIT PANT



**Body:** Our rink suit pant is built with great features and benefits such as a new breathable fabric that offers a 4-way stretch, reduced noise friction and AER-TEC technology. Features an adjustable waistband with drawcord, zippered pockets and bottom side zippers.

BODY /  
INSIDE

**Inside:** CCM clear gel grip elastic at waist and bottom, mesh lining and ID label for easy identification.

FIT	REGULAR		
	AD	S - 3XL	\$
SIZES	YT	2XS - XL	\$

LOGO Strategically positioned embroidered CCM logo

CONTENT 100% Polyester (30D Double knit+Film+50D knit)

COLORS Black (12), True Navy (T9), Red (05), Team Royal (6C), Charcoal (19)

NEW

(YEAR 1 OF 3)

### JRM5TA / YT JRM5TA MID-WEIGHT JACKET



**Body:** New 4-way stretch fabric that offers comfort, warmth, reduced noise friction, AER-TEC technology. Features zippered side pockets, easy access at back for embellishments.

BODY /  
INSIDE

**Inside:** Polar fleece lining inside collar and body for added warmth, inner drop-in pocket, ID label for easy identification.

FIT	REGULAR		
	AD	S - 3XL	\$
SIZES	YT	2XS - XL	\$

LOGO Strategically positioned embroidered CCM logo

CONTENT 100% Polyester (30D Double knit+Film+50D knit). 100% Polyester Microfleece lining.

COLORS Black (12), True Navy (T9), Charcoal (19)

NEW

(YEAR 1 OF 3)

### JPk5TA / YT JPK5TA TEAM WINTER JACKET



**Body:** A winter jacket great for players and coaches that is durable and ready for whatever winter throws your way. Includes a YKK zipper, reflective logos on the hood and chest, comfortable ribbed cuffs. This jacket will keep you warm and dry during the cold winter months.

BODY /  
INSIDE

**Inside:** Fully lined interior with Thinsulate insulation at hood, body and sleeves.

FIT	REGULAR		
	ADULT UNISEX FIT	S - 3XL	\$
SIZES	YT	2XS - XL	\$

LOGO Strategically positioned reflective CCM logos at hood and chest

CONTENT 92% Nylon 8% Elastane

COLORS Black (12), True Navy (T9), Charcoal (19)



**NEW**  
(YEAR 1 OF 3)  
**VQT5TA**  
**TEAM**  
**QUILTED VEST**

BODY /  
INSIDE

**Body:** On the rink or on the road this versatile vest is a cold weather must have, great for layering, it's light and warm. Features a CCM embroidered logo on the chest and YKK zippers at the pockets and center zip.

**Inside:** Fully lined with Thinsulate

FIT	REGULAR		
	SIZES	AD	S - 2XL
			\$

LOGO Strategically positioned embroidered CCM logo

CONTENT 100% Polyester Ripstop, DWR (Durable Water Repellent ) Coating

COLORS Black (12), True Navy (T9)



(YEAR 2 OF 3)  
**JQT4TC / YT JQT4TC**  
**TEAM QUILTED**  
**WINTER JACKET**

BODY /  
INSIDE

**Body:** The new Team Quilted Winter Jacket features multiple easy access embellishment entries. Additional details include zippered pockets and packable hood design. The jacket can be packed inside the provided bag and acts like a pillow.

**Inside:** 200gsm Thinsulate insulation. The jacket features a cellphone pocket on the left side of the wearer. Lining is printed with the iconic CCM logo.

FIT	REGULAR		
	SIZES	AD	S - 3XL
			\$
		YT	2XS - XL
			\$

LOGO Strategically positioned embroidered CCM logo provides full front and back embellishment zones.

CONTENT 100% Polyester Ripstop, 65GSM, DWR (Durable Water Repellent) Coating. Thinsulate insulation.

COLORS Black (12), True Navy (T9), Charcoal (19)



(YEAR 3 OF 3)  
**J5321 / YT J5321**  
**QUILTED**  
**JACKET**

BODY /  
INSIDE

**Body:** Features zippered side pockets, collar and sleeves in stretch tech fleece, elasticated cuffs, drop tail. The jacket is made from 100% recycled fabric and trims.

**Inside:** 100gsm insulation (body).

FIT	REGULAR		
	SIZES	AD	S - 3XL
			\$
		YT	2XS - XL
			\$

LOGO Strategically positioned embroidered CCM logo provides full front and back embellishment zones.

CONTENT Body: 100% recycled Polyester taffeta ultrasonic bonding, 160GSM polyfill, 190GSM, 3000MM WR Sleeve: 90POLY/10elastane recycled tech fleece, moisture wicking, 255GSM

COLORS Black (12), Charcoal (19)



(YEAR 2 OF 3)  
**FHO4TA**  
**TEAM FLEECE**  
**HOOD**

BODY /  
INSIDE

Classic laced hoodie. Updated for easy post-embellishments.


FIT	REGULAR		
	SIZES	AD	XS - 2XL
			\$
		YT	S - XL
			\$

LOGO CCM embroidery

CONTENT Solid colors: 70% cotton, 30% Polyester  
Dark heather grey: 50% cotton, 50% Polyester

COLORS Black (12), True navy (T9), Dark heather grey (4B), Red (05)





12  
BLACK



T9  
TRUE  
NAVY



4B  
DARK GREY  
HEATHER

**BOOKING ONLY**

(YEAR 3 OF 3)

**FH03TA**

### PREMIUM TECH FLEECE PULLOVER HOODIE

BODY /  
INSIDE

Our premium pullover tech fleece combines a lightweight insulator with a premium look and construction built to travel on and off the bus to the rink and gym featuring front pockets and brushed jersey lined hood.

FIT	REGULAR		
SIZES	AD	XS - 2XL	\$
	YT	XS - XL	\$

LOGO CCM embroidery

CONTENT 84% Polyester/12% Rayon/4% elastane 300GSM

COLORS Black (12), True Navy (T9),  
Dark Heather Grey (4B)



4B  
DARK GREY  
HEATHER



T9  
TRUE  
NAVY



12  
BLACK

**BOOKING ONLY**

(YEAR 3 OF 3)

**FQZ2TB**

### PREMIUM TECH FLEECE 1/4 ZIP HOODIE

BODY /  
INSIDE

Premium 1/4 zip tech fleece combines a lightweight insulator with a premium look and construction built to travel on and off the bus to the rink and gym featuring front pockets and brushed jersey lined hood.

FIT	REGULAR		
SIZES	AD	XS - 2XL	\$
	YT	XS - XL	\$

LOGO CCM embroidery

CONTENT 84% Polyester/12% Rayon/4% elastane 300GSM

COLORS Black (12), True Navy (T9),  
Dark Heather Grey (4B)



12  
BLACK



T9  
TRUE  
NAVY



4B  
DARK GREY  
HEATHER

**BOOKING ONLY**

(YEAR 3 OF 3)

**FFZ2TA**

### PREMIUM TECH FLEECE FULL ZIP HOODIE

BODY /  
INSIDE

Premium full zip tech fleece combines a lightweight insulator with a premium look and construction combines a breathable soft feel with a modern design built to travel on and off the bus to the rink and gym featuring zippered pockets and brushed jersey lined hood.

FIT	REGULAR		
SIZES	AD	XS - 2XL	\$
	YT	XS - XL	\$

LOGO CCM embroidery

CONTENT 84% Polyester/12% Rayon/4% elastane 300GSM

COLORS Black (12), True Navy (T9),  
Dark Heather Grey (4B)



12  
BLACK



T9  
TRUE  
NAVY



4B  
DARK GREY  
HEATHER

**BOOKING ONLY**

(YEAR 3 OF 3)

**FCR2TB**

### PREMIUM TECH FLEECE CREW

BODY /  
INSIDE

Premium tech fleece crew combines a lightweight insulator with a premium look and construction built to travel on and off the bus to the rink and gym.

FIT	REGULAR		
SIZES	AD	XS - 2XL	\$
	YT	S - XL	\$

LOGO CCM embroidery

CONTENT 84% Polyester/12% Rayon/4% elastane 300GSM

COLORS Black (12), True Navy (T9),  
Dark Heather Grey (4B)



(YEAR 3 OF 3)

## PCP3TA PREMIUM TECH FLEECE CUFFED JOGGER

BODY /  
INSIDE

All new premium tech fleece cuffed jogger combines a lightweight insulator with a premium look and construction built to travel on and off the bus to the rink and gym, featuring zippered side pockets with a silicone dipped waistband drawstring

FIT	SLIM		
	AD	XS - 2XL	\$
SIZES	YT	XS - XL	\$

LOGO CCM embroidery

CONTENT 84% Polyester/12% Rayon/4% elastane 300GSM

COLORS Black (12), True Navy (T9),  
Dark Heather Grey (4B)

(YEAR 3 OF 3)

## FHO2TB TEAM FLEECE PULLOVER HOODIE

BODY /  
INSIDE

Your go-to favorite team fleece hoodie for every day. Soft cotton blend with a jersey lined hood featuring cross over front styling and drawcord. Stylized front pockets and fitted rib knit cuffs and bottom hem.

FIT	REGULAR		
	AD	XS - 2XL	\$
SIZES	YT	XS - XL	\$

LOGO CCM embroidery

CONTENT Solid Colors: 70% cotton / 30% poly  
Heather Grey: 50% cotton / 50% polyCOLORS Black (12), True Navy (T9),  
Dark Heather Grey (4B)

(YEAR 3 OF 3)

## PFP2TA TEAM FLEECE CUFFED JOGGER

BODY /  
INSIDE

These cuffed joggers feature open side pockets, with an outer self-fabric and inner CCM jacquard elastic waistband with drawcord.

FIT	REGULAR		
	AD	XS - 2XL	\$
SIZES	YT	XS - XL	\$

LOGO CCM embroidery

CONTENT Content: Solid Colors :70% cotton / 30% poly  
Heather Grey : 50% cotton / 50% polyCOLORS Black (12), True Navy (T9),  
Dark Heather Grey (4B)

NEW

(YEAR 1 OF 3)

## TSS5TA TEAM LIGHTWEIGHT TRAINING TEE

BODY /  
INSIDE

Introducing our lightweight training t-shirt engineered for optimal performance. Crafted from a blend of high-quality Polyester and elastane, featuring a CCM logo on the chest, this garment offers comfort and flexibility during your workouts.

FIT	REGULAR		
	AD	XS - 2XL	\$
SIZES	YT	S - XL	\$

LOGO CCM printed logo

CONTENT 88% Polyester 12% elastane

COLORS Black (12), True Navy (T9), Red (05)



14  
GREY



156  
CLASSIC  
BLUE

**NEW**  
(YEAR 1 OF 3)  
**TLS5RA**  
**LONG SLEEVE**  
**TRAINING TOP**



BODY /  
INSIDE

Crafted for our athletes, our long sleeve training top features moisture-wicking fabric and polygiene to keep you dry and comfortable while the stretchy material ensures a full range of motion. The 3D silicone CCM logo adds a modern twist providing both style and functionality.

FIT	SLIM		
	AD	S - 2XL	\$
SIZES	YT	S - XL	\$

LOGO CCM 3D silicone print.

CONTENT 86% Polyester 14% elastane with polygiene and wicking

COLORS Grey (14),  
Classic blue (156)



12  
BLACK



T9  
TRUE  
NAVY



O5  
RED

**NEW**  
(YEAR 1 OF 3)  
**KDR5TA**  
**DRYLAND**  
**KIT**

BODY /  
INSIDE

Our updated Dry Land Kit is the perfect ensemble for your training needs. Included in the drawstring bag is our new lightweight training T-shirt, crafted from breathable Polyester and elastane, our soft hand-feel shorts and 100% cotton socks.

FIT	REGULAR		
	AD	XS - 2XL	\$
SIZES	YT	XS - XL	\$

LOGO CCM printed logo

CONTENT The Bag : 100%Polyester  
The T-shirt : 88% Polyester and 12% elastane  
The shorts: 82%Polyester and 18%elastane  
The socks: 100%cotton

COLORS Shorts: Grey (12),  
Top: Navy (T9), Red (O5). Black (12)  
Socks: White (O1)



156  
CLASSIC  
BLUE

**NEW**  
(YEAR 1 OF 3)  
**SWV5TA**  
**2-IN-1**  
**TRAINING SHORT**

BODY /  
INSIDE

Our 2-in-1 shorts offer the perfect combination of style and durability. Made from 100% Polyester, the shorts feature a 3D silicone CCM logo, ventilated printed side panels, zippered side pockets and an adjustable drawstring.

FIT	REGULAR		
	AD	S - 2XL	\$

LOGO CCM 3D silicone print.

CONTENT 100% Polyester

COLORS Grey (14),  
Classic blue (156)



12  
BLACK



T9  
TRUE  
NAVY



4B  
DARK GREY  
HEATHER

(YEAR 2 OF 3)  
**JVT4TA**  
**MENS**  
**TRAINING VEST**

BODY /  
INSIDE

Light, warm, highly versatile insulation performs as a stand alone or mid layer resists wind and light weather. Stretch side panels aid ventilation and freedom fit with zippered side pockets.

FIT	SLIM		
	AD	XS-2XL	\$

LOGO Reflective CCM logo

CONTENT 100% Polyester

COLORS Black (12), True Navy (T9), Charcoal (19)





12  
BLACK



T9  
TRUE  
NAVY



4B  
DARK GREY  
HEATHER

(YEAR 2 OF 3)  
**JWB4TA  
MENS  
WINDBREAKER**

BODY /  
INSIDE

Packable windbreaker with ripstop fabric. The packable design allows you to fold it up to the back pocket. Features zippered pocket on the right side of the wearer, ventilation opening on the back and reflective tape.

FIT	SLIM		
	AD	XS-2XL	\$
LOGO	Reflective CCM logo		
CONTENT	100% Polyester ripstop 20,000mm water repellent 15,000 g/m²/24h breathability		
COLORS	Black (12), True Navy (T9), Charcoal (19)		



4B  
DARK GREY  
HEATHER



12  
BLACK



T9  
TRUE  
NAVY



BOOKING ONLY  
173  
DARK  
CHERRY

(YEAR 2 OF 3)  
**TLS3TA  
LONG SLEEVE PREMIUM  
TRAINING TEE**

BODY /  
INSIDE

Premium long sleeve crewneck training tee made from a soft circular knit fabric with engineered mesh ventilation, strategically placed where breathability is needed most.

FIT	REGULAR		
	AD	S - 2XL	\$
LOGO	CCM 3D silicone print.		
CONTENT	100% Nylon, 160GSM, Circular knit		
COLORS	Black (12), True Navy (T9), Dark Heather Grey (4B) <b>NEW</b> BOOKING ONLY: Dark Cherry (173)		



12  
BLACK



T9  
TRUE  
NAVY



19  
CHARCOAL

(YEAR 2 OF 3)  
**SWV3TA  
2 IN 1  
SHORTS**

BODY /  
INSIDE

Ventilated with moisture-wicking technology with zippered side pockets. Premium exposed CCM jacquard elastic at the back with an adjustable waistband with drawcord and zippered side pockets.

7" Legging, 6" Short

FIT	SLIM BASELAYER UNDERNEATH		
	AD	XS - 2XL	\$
LOGO	CCM silicone print.		
CONTENT	100% Polyester plain woven fabric, moisture wicking, anti-static, 85GSM		
COLORS	Black (12), True Navy (T9), Charcoal (19)		



4B  
DARK GREY  
HEATHER



T9  
TRUE  
NAVY



12  
BLACK

(YEAR 2 OF 3)  
**TLS3TB  
LONG SLEEVE PREMIUM  
TRAINING HOODIE**

BODY /  
INSIDE

Premium long sleeve training hoodie made from a soft knit fabric with engineered mesh ventilation, strategically placed where breathability is needed most.

FIT	SLIM		
	AD	S - 2XL	\$
LOGO	CCM tonal embroidery		
CONTENT	93% Polyester, 5% Elastane, 2% Silver, 160GSM, Moisture wicking and antibacterial		
COLORS	Black (12), True Navy (T9), Dark Heather Grey (4B)		



(YEAR 3 OF 3)

**TSS2RA**

**SHORT SLEEVE PREMIUM TRAINING TEE**



BODY /  
INSIDE

Premium technical training tee with breathable mesh inserts and Tactical Dry® technology designed with a raglan sleeve providing more mobility for your hockey resistance training workouts.

<b>FIT</b>	SLIM		
<b>SIZES</b>	AD	S - 2XL	\$
	YT	S - XL	\$

LOGO CCM 3D silicone print.

CONTENT 88% Recycled Polyester, 12% Elastane, 190gsm

COLORS Black (12), True Navy (T9), Dark Heather Grey (4B),



(YEAR 2 OF 3)

**SWV3RB**

**TEAM WOVEN SHORT**



BODY /  
INSIDE

Lightweight and quick-drying, made for training and every day with moisture-wicking technology and mesh side panels to keep you dry. Premium exposed CCM jacquard elastic at the back with an adjustable waistband with drawcord and zipped side pockets. 7" inseam length.

<b>FIT</b>	REGULAR		
<b>SIZES</b>	AD	S - 2XL	\$
	YT	S - XL	\$

LOGO CCM 3D silicone print.

CONTENT 100% Nylon, 160GSM, Circular knit

COLORS Black (12), True Navy (T9), Charcoal (19)  
**NEW** BOOKING ONLY: Dark Cherry (173)



(YEAR 2 OF 3)

**SKN3RA**

**TEAM TRAINING SHORT**



BODY /  
INSIDE

Featuring an exposed CCM jacquard elastic waistband with adjustable drawcord and open side pockets, the team training short makes training day the best day. 7" inseam length.

<b>FIT</b>	REGULAR		
<b>SIZES</b>	AD	XS - 2XL	\$
	YT	XS - XL	\$

LOGO CCM heat transfer logo.

CONTENT 93% Polyester, 7% Elastane jersey with moisture wicking, 210gsm

COLORS Black (12), True Navy (T9), Dark Heather Grey (4B)



(YEAR 3 OF 3)

**HSL2RA**

**TEAM PERFORATED TRAINING CAP**

BODY /  
INSIDE

Lightweight, incredibly breathable structured front panel with perforated back and hook and loop closure.

MOQ 6 units (same sizes/color)

<b>SIZES</b>	AD	OSFA	\$
	YT	OSFA	\$

LOGO CCM embroidery logo

CONTENT 54% Polyester, 46% Cotton

COLORS Black (12), True Navy (T9), White (01), Grey (9L)

12  
BLACKT9  
TRUE  
NAVY19  
CHARCOAL

NEW

(YEAR 1 OF 3)

## FHZ5TA TEAM TRAVEL 1/4 ZIP TOP

BODY /  
INSIDE


This new athletic quarter zip top is a versatile piece that is perfect for team outings. Made from a soft high-quality recycled fabric, this garment features a CCM embroidered logo and YKK zipper.

FIT	REGULAR		
	AD	S - 2XL	\$
SIZES	YT	S - XL	\$

LOGO Logo: CCM Embroidered logo

CONTENT 49% recycled Polyester, 23% Cotton, 23% Lyocell, 5% Elastane

COLORS Black (12), True Navy (T9), Charcoal (19)

12  
BLACK

NEW

(YEAR 1 OF 3)

## PTV5TB TRAVEL PANT

BODY /  
INSIDE

Introducing our team travel pant crafted from breathable, quick-dry and stretch fabric. These lightweight pants feature a flat drawcord, side pockets, and comfortable waistband.

FIT	REGULAR		
	AD	XS - 2XL	\$
SIZES	YT	S - XL	\$

LOGO CCM 3D silicone print

CONTENT 50% Elastomultiester 50% Polyester

COLORS Black (12)

12  
BLACKT9  
TRUE  
NAVY01  
WHITE05  
RED

NEW

(YEAR 1 OF 3)

## OSS5TA TEAM SHORT SLEEVE POLO

BODY /  
INSIDE

Elevate your team wardrobe with our updated polo. Featuring a CCM embroidered logo, this garment is a classic pique fabric.

FIT	REGULAR		
	AD	S - 2XL	\$
SIZES	YT	XS - XL	\$

LOGO CCM embroidered logo

CONTENT 60% Cotton 40% Polyester

COLORS Black (12), White (01), True Navy (T9), Red (05)

1F  
GREY  
HEATHERED4B  
DARK GREY  
HEATHER5C  
HEATHER  
NAVY

(YEAR 3 OF 3)

## PSS3TB RELAXED FIT POLO

BODY /  
INSIDE

The relaxed fit polo, made by permanently bonding 99.9% pure metallic silver to the surface of a fiber containing active antimicrobial properties built in to inhibit the growth of bacteria which keeps the shirt smelling fresher for longer

FIT	RELAXED		
	AD	S - 2XL	\$
SIZES	YT	S - XL	\$

LOGO CCM logo Tonal embroidery

CONTENT 93% Polyester, 5% Elastane, 2% Silver (x-static), 160GSM

COLORS Grey Heathered (1F), Dark Heather Grey (4B), Heather Navy (5C)





12  
BLACK



T9  
TRUE  
NAVY



19  
CHARCOAL

(YEAR 3 OF 3)  
**HSL3TA**  
**TEAM SLOUCH**  
**ADJUSTABLE**

BODY /  
INSIDE

Relaxed slouch fit with self-fabric closure  
with adjustable metal buckle.

MOQ 6 units (same sizes/color)

SIZES	AD	OSFA	\$
	YT	OSFA	\$

LOGO CCM embroidery

CONTENT 100% cotton

COLORS Black (12), True Navy (T9), Charcoal (19)



12  
BLACK



T9  
TRUE  
NAVY



19  
CHARCOAL

(YEAR 3 OF 3)  
**HFB3TA**  
**TEAM FLATBRIM**  
**SNAPBACK CAP**

BODY /  
OTHER

Clean design with embroidered  
CCM logo on the side.

MOQ 6 units (same sizes/color)

SIZES	AD	OSFA	\$
	YT	OSFA	\$

LOGO CCM embroidery

CONTENT 100% Recycled Polyester

COLORS Black (12), True Navy (T9), Charcoal (19)



12  
BLACK



T9  
TRUE  
NAVY



19  
CHARCOAL



05  
RED

(YEAR 3 OF 3)  
**HFX3TA**  
**TEAM TRAINING**  
**FLEX CAP**

BODY /  
OTHER

Lightweight structured flex silhouette

MOQ 6 units (same sizes/color)

SIZES	AD	OSFA	\$
	YT	OSFA	\$

LOGO CCM embroidery

CONTENT 98% Organic cotton, 2% Elastane

COLORS Black (12), True Navy (T9), Charcoal (19), Red (05)



12  
BLACK



T9  
TRUE  
NAVY



19  
CHARCOAL

(YEAR 3 OF 3)  
**HLW3TA**  
**TEAM LOW PROFILE**  
**ADJUSTABLE**

BODY /  
OTHER

Low profile silhouette with adjustable snap closure.

MOQ 6 units (same sizes/color)

SIZES	AD	OSFA	\$
	YT	OSFA	\$

LOGO CCM embroidery

CONTENT 100% Recycled Polyester

COLORS Black (12), True Navy (T9), Charcoal (19)



(YEAR 3 OF 3)  
HTR2TA  
**TEAM MESHBACK  
TRUCKER**

BODY /  
OTHER

Structured cotton front panel, with breathable mesh back panel and adjustable snap closure.

MOQ 6 units (same sizes/color)

SIZES	AD	OSFA	\$
	YT	OSFA	\$

LOGO CCM 3D silicone print.

CONTENT 100% Nylon, 160GSM, Circular knit

COLORS Black (12), True Navy (T9), Red (05)  
Dark Heather Grey (4B)



(YEAR 3 OF 3)  
HPM3TA  
**TEAM POM KNIT  
WITH FLEECE LINER**

BODY /  
OTHER

Cuffed knit with knitted stripes, a soft polar fleece lining, CCM embroidered logo and topped with a chunky pom.

MOQ 6 units (same sizes/color)

SIZES	AD	OSFA	\$
	YT	OSFA	\$

LOGO CCM embroidery

CONTENT 100% Acrylic  
Liner: 90% Polyester, 10% Wool

COLORS Black (12), True Navy (T9), Red (05)  
Dark Heather Grey (4B), Dark Blue (Y5)



(YEAR 3 OF 3)  
HPM3TB  
**TEAM  
POM KNIT**

BODY /  
OTHER

Cuffed knit with shaker rib, embroidered logo and topped with a chunky pom.

MOQ 6 units (same sizes/color)

SIZES	AD	OSFA	\$
	YT	OSFA	\$

LOGO CCM embroidered logo

CONTENT 60% Cotton 40% Polyester

COLORS Black (12), True Navy (T9), Red (05)  
Dark Heather Grey (4B), Dark Blue (Y5)



(YEAR 3 OF 3)  
HCB3TA  
**TEAM  
CUFFED BEANIE**

BODY /  
OTHER

Cuffed beanie with shaker rib, CCM logo on woven label.

MOQ 6 units (same sizes/color)

SIZES	AD	OSFA	\$
	YT	OSFA	\$

LOGO CCM woven label

CONTENT 100% Acrylic

COLORS Black (12), True Navy (T9), Red (05)  
Dark Heather Grey (4B), Dark Blue (Y5)



12  
BLACK



T9  
BLACK



**NEW**

(YEAR 1 OF 3)

JRS5TW

### WOMEN'S LIGHTWEIGHT RINK SUIT JACKET

BODY /  
INSIDE

**Body:** Our rink suit jacket is built with great features and benefits such as a new breathable fabric that offers a 4-way stretch, reduced noise friction and AER-TEC technology. Features include zippered side pockets, elasticated hem and cuffs for comfort. Strategic placement of interior zippers that allow access for embellishment. Designed for women.

**Inside:** Easy access for embellishment, pocket at the bottom and an ID label for easy identification.

FIT SIZES	REGULAR		
	W	XS - XL	\$
LOGO	Strategically positioned embroidered CCM logo provides front left side of the wearer and top back embellishment zones.		
CONTENT	100% Polyester (300 Double knit+Film+500 knit)		
COLORS	Black (12), True Navy (T9)		



12  
BLACK



T9  
TRUE  
NAVY

**NEW**

(YEAR 1 OF 3)

PRS5TW

### WOMEN'S LIGHTWEIGHT RINK SUIT PANT

BODY /  
INSIDE

**Body:** Our rink suit pant is built with great features and benefits such as a new breathable fabric that offers a 4-way stretch, reduced noise friction and AER-TEC technology. Features an adjustable waistband with drawcord, zippered pockets and bottom side zippers. Designed for women.

**Inside:** CCM clear gel grip elastic at waist and bottom, mesh lining and zipper ID label for easy identification

FIT SIZES	REGULAR		
	W	XS - XL	\$
LOGO	Strategically positioned embroidered CCM logo		
CONTENT	100% Polyester (300 Double knit+Film+500 knit)		
COLORS	Black (12), True Navy (T9)		



12  
BLACK



T9  
TRUE  
NAVY



01  
WHITE

**NEW**

(YEAR 1 OF 3)

OSS5TB

### WOMEN'S TEAM SHORT SLEEVE POLO

BODY /  
INSIDE

Elevate your team wardrobe with our updated polo. Featuring a CCM embroidered logo, this garment is a classic piqué fabric.

FIT SIZES	REGULAR		
	W	XS - XL	\$
LOGO	CCM embroidered logo		
CONTENT	60% Cotton, 40% Polyester		
COLORS	Black (12), True Navy (T9), White (01)		



12  
BLACK



T9  
TRUE  
NAVY

**NEW  
BOOKING ONLY**

(YEAR 1 OF 3)

VQT5TW

### WOMEN'S TEAM QUILTED VEST

BODY /  
INSIDE

On the rink or on the road this versatile vest is a cold weather must have, great for layering, it's light and warm. Features a CCM embroidered logo on the chest and YKK zippers at the pockets and center zip. Designed for women.

FIT SIZES	REGULAR		
	W	XS - XL	\$
LOGO	CCM embroidered logo		
CONTENT	100% Polyester Ripstop, DRW (Durable Water Repellent) Coating		
COLORS	Black (12), True Navy (T9)		



12  
BLACKT9  
TRUE  
NAVY

NEW

(YEAR 1 OF 3)

SWV5RW2

## WOMEN'S 2-IN-1 TRAINING SHORT

BODY /  
INSIDE

Our 2-in-1 shorts offer the perfect combination of style and durability. Made from 100% Polyester, the shorts feature a 3D silicone CCM logo, ventilated side panels and an adjustable drawstring.

FIT REGULAR

SIZES W XS - 2XL \$

LOGO CCM 3D silicone print.

CONTENT 100% Polyester ( top layer)  
74% Polyester, 26% Elastane (inside)

COLORS Black (12), True Navy (T9)

12  
BLACKT9  
TRUE  
NAVYNEW  
BOOKING ONLY

(YEAR 1 OF 3)

USB5RW

## WOMEN'S TRAINING SPORTS BRA

BODY /  
OTHER

Our new women's sport bra is crafted from a premium blend of elastane and Polyester. Featuring a CCM underbust waistband for great support and comfort.

FIT FITTED

SIZES W XS - 2XL \$

LOGO CCM underbust waistband

CONTENT 64% Polyester, 36% Elastane

COLORS Black (12), True Navy (T9)

12  
BLACKT9  
TRUE  
NAVY4B  
DARK GREY  
HEATHER

(YEAR 3 OF 3)

FHO2TC

## PREMIUM WOMEN'S TECH FLEECE HOODIE

BODY /  
OTHER


All new premium tech fleece pullover hoodie combines a breathable soft feel with a modern design built to travel on and off the bus to the rink and gym featuring front pockets and brushed jersey lined hood.

FIT REGULAR

SIZES W XS - XL \$

LOGO CCM embroidery on top right shoulder provides team embellishment area

CONTENT 84% Polyester, 12% Rayon, 4% elastane 300GSM

COLORS Black (12), True Navy (T9),  
Dark Heather Grey (4B)12  
BLACKT9  
TRUE  
NAVY4B  
DARK GREY  
HEATHER

(YEAR 3 OF 3)

PFP2TB

## PREMIUM WOMEN'S TECH FLEECE JOGGER

BODY /  
INSIDE

All new premium tech fleece jogger combines a breathable soft feel with a modern design built to travel on and off the bus to the rink and gym, featuring zippered side pockets with a silicone dipped waistband drawstring


FIT REGULAR

SIZES W XS - XL \$

LOGO CCM embroidery

CONTENT 84% Polyester, 12% Rayon, 4% elastane 300GSM

COLORS Black (12), True Navy (T9),  
Dark Heather Grey (4B)

12  
BLACKT9  
TRUE  
NAVY

(YEAR 2 OF 3)

## TSS3TB WOMEN'S CREW NECK TEE

BODY /  
INSIDE

Your favorite go to tee, with soft lightweight fabric to keep you cool, every day, everywhere.

FIT	REGULAR		
	SIZES	W	XS - XL
			\$

LOGO CCM embroidery

CONTENT 50% Polyester/25% Cotton/25% Rayon, 152GSM

COLORS Black (12), True Navy (T9)

12  
BLACK

(YEAR 2 OF 3)



## JWN2TA WOMEN'S WINTER JACKET

BODY /  
INSIDE

**Body:** Women's fit with seam-to-seam post-embellishment zipper. Features zippered pockets, thick rib knit cuffs, reflective tape at back yoke, adjustable hem with bungee and cordlock, adjustable sleeve opening with detachable hood with zipper, CCM embossed gros grain tape on shoulder/sleeves.


**Inside:** microfleece inside collar, zipper for post-embellishment access, inner drop-in pocket with easy closure.

FIT	REGULAR		
	SIZES	W	S - XL
			\$

LOGO Embroidered CCM logo provides full front and back embellishment zones.

CONTENT 100% Polyester twill with grey film membrane, breathable 5000G/M2/24H, 136GSM 200gsm insulation (body/hood), 100gsm insulation (sleeves),

COLORS Black (12)

12  
BLACK

(YEAR 2 OF 3)

## SKN2RA WOMEN'S TRAINING SHORT

BODY /  
INSIDE


Featuring an exposed CCM jacquard elastic waistband with adjustable drawcord and open side pockets, the team training short makes training day the best day.

FIT	REGULAR		
	SIZES	AD	XS - XL
			\$

LOGO CCM 3D silicone print.

CONTENT 100% Polyester tricot 150G

COLORS Black (12)

12  
BLACKT9  
TRUE  
NAVY

(YEAR 2 OF 3)

## PSS4TW WOMENS POLO

BODY /  
INSIDE

Women's fitted polo. Performance fabric, breathable and moisture wicking. Silver yarn acts as anti-microbial.

FIT	REGULAR		
	SIZES	W	XS - XL
			\$

LOGO Embroidered CCM logo

CONTENT 93% poly 5% elastane 2% silver jersey

COLORS Black (12), True Navy (T9)



(YEAR 2 OF 3)

TSS4RW

## WOMEN'S SHORT SLEEVE TRAINING TEE

BODY /  
INSIDE

Features circular knit technology with breathability holes integrated to help evaporation, AER-TEC technology and a soft hand feel fabric. Seamless construction for added comfort and flexibility.

FIT	SLIM		
	SIZES	W	XS - XL
			\$

LOGO CCM 3D silicone PRINT

CONTENT 100% nylon, 160GSM, circular knit W/ Wicking treatment and quickdry

COLORS Black (12), True Navy (T9)



(YEAR 2 OF 3)

TLS4RW

## WOMEN'S LONG SLEEVE TRAINING TEE

BODY /  
OTHER

Features circular knit technology with breathability holes integrated to help evaporation, AER-TEC technology and a soft hand feel fabric. Seamless construction for added comfort and flexibility.

FIT	SLIM		
	SIZES	W	XS - XL
			\$

LOGO CCM 3D silicone print

CONTENT 100% Nylon, 160GSM, circular knit W/ Wicking treatment and quickdry

COLORS Black (12), True Navy (T9)



(YEAR 2 OF 3)

TTK4RA

## WOMEN'S PREMIUM TRAINING CROP TOP

BODY /  
INSIDE


Features a high neck crop top, curve hugging design, racer back, wide elastic under the bust and a doubled layer front. Perforated lining and back insert to help evaporation. Hidden pocket at front chest lining.

FIT	COMPRESSION		
	SIZES	W	XS - XL
			\$

LOGO CCM heat transfer label

CONTENT 78% recycled poly 22% elastane interlock one side with light peach in 250g/m2.

COLORS Black (12), True Navy (T9)



(YEAR 2 OF 3)

PTL4RA

## WOMENS TRAINING LEGGINGS

BODY /  
INSIDE

Features a curve hugging design, a deep cellphone pocket on the side, an adjustable waist and a hidden pocket in the front waistband.

FIT	COMPRESSION		
	SIZES	W	XS - XL
			\$

LOGO CCM Heat transfer label

CONTENT 78% recycled poly 22% elastane interlock one side with light peach in 250g/m2.

COLORS Black (12), True Navy (T9)



# NECK GUARDS

## A3 TNG4BA (SR & YT) TNG4BAW (SR)

ANSI/ISEA Level 4 Cut protection.

## A6 TNG4BAPRO (SR)

ANSI/ISEA Level 6 Cut protection.  
For even higher cutting loads.

BNQ certification visible  
at the back  
Anti-snap and adjustable  
closure for secure,  
well-tailored fit.

Flat seams and soft liner  
for ultimate comfort  
Collar and Bib-embedded  
cut-resistant material for neck  
and chest protection

Silicone anti-slip grips  
at the forearms keep  
elbow pads in place.

Cut resistant cuffs  
For wrist protection

**WE HAVE GOT YOU  
(COMFORTABLY) COVERED.**

**EXPERIENCE GREAT PROTECTION  
WITHOUT COMPROMISE.**

### TECH 001

#### PROTECTION

SITTING IN OUR A3-A6 RANGE OF CUT PROTECTION RATING FOR HOCKEY, OUR A3 (TNG4BA) & A6 (TNG4BAPRO) NECKGUARD SHIRTS FEATURE CUT RESISTANT FABRIC AT THE NECK, CHEST AND WRISTS FOR COVERAGE WHERE IT MATTERS MOST.

CHOOSE THE LEVEL OF PROTECTION THAT FITS YOUR NEEDS.  
(SEE NEXT PAGE FOR MORE INFORMATION)

**BNQ CERTIFIED**



CAN/BNQ 9415-370/2007

### TECH 002

#### COMFORT

FITTED ARMS AND CHEST WITH A RELAXED FIT AT THE TORSO FOR THE BEST OF BOTH WORLDS.

LIGHTWEIGHT FABRIC, FLAT SEAMS AND SOFT NECKGUARD AND WRISTGUARD LINER FOR OPTIMAL TACTILE EXPERIENCE AND BARELY-THERE FEELING.

SILICONE ANTI-SLIP GRIPS AT THE FOREARM HELP WITH ELBOW-PAD ADHERENCE.

**NO HEAVINESS.**

**NO CHAFING.**

**NO CONSTRAINTS.**

**NO GEAR SLIPPAGE.**

### TECH 003

#### BREATHABILITY



AER-TEC TOTALDRI PANELS AT THE BACK AND ALONG THE SIDES FOR ELITE AIRFLOW AND MOISTURE WICKING DURING PLAY, TO HELP KEEP YOU COOL AND DRY.

### TECH 004



Polygiene®

#### POLYGIENE

TREATMENT TO KEEP ODORS AT BAY AND THE GARMENT FEELING FRESH FOR LONGER.

ANSI / ISEA 105 LEVEL	CUT FORCE (g min) (g max)		HAZARD LEVEL
<b>A3</b>	1000	1499	LIGHT / MEDIUM
<b>A4</b>	1500	2199	MEDIUM
<b>A5</b>	2200	2999	MEDIUM / HIGH
<b>A6</b>	3000	3999	HIGH

## CUT PROTECTION RATINGS

- ANSI/ISEA standards for cut resistance classifications present a scale from A1 to A9 and outline level of protection with respect to cutting load force and estimated Hazard Levels.
- Level requirements are dependent on the activity taking place.
- On-ice sports like speed skating use A3 as a baseline.
- Our hockey-specific range of protection sits between A3 and A6.
- Your choice will depend on level of play, desired protection, and budget.
- Need a solid baseline protection? Choose our A3 Shirt.
- Going up against fast-paced and heavy opponents? Choose the PRO A6 Shirt.



### NGPRO PRO CUT RESISTANT BIBBED NECK GUARD

SIZES	SR	\$
	JR	\$

#### FEATURES

- ANSI Level 3 Cut Resistant Material
- Soft molded shape around the neck with bib
- Soft liner
- Adjustable Strap
- CE- and BNQ-certified protection

CONTENT	100% Polyester
	100% Aramid // Kevlar™

COLOR	Black (12)
-------	------------



### NG900 900 CUT RESISTANT NECK GUARD

SIZES	SR	\$
	JR	\$

#### FEATURES

- ANSI Level 3 Cut Resistant Material
- Soft two-piece construction
- Soft liner
- Stretch strap
- BNQ-certified protection

CONTENT	100% Polyester
	100% Aramid // Kevlar™

COLOR	Black (12)
-------	------------



### NG600 600 CUT RESISTANT NECK GUARD

SIZES	SR	\$
	JR	\$

#### FEATURES

- ANSI Level 4 Cut Resistant Material
- Arched shape design
- 1680D Polyester and foam
- Soft liner
- Easy strap
- BNQ-certified protection

CONTENT	100% Polyester
	6mm 100% PE
	3mm 100% PE

COLOR	Black (12)
-------	------------



NEW

## TNG4BAPRO NECK PROTECTOR TOP

BNQ and CE Certified  
ANSI LEVEL 6 Cut protection at neck  
Cut Resistant Neck  
Comfortable adjustable neck attachment  
Improved raglan style fit  
Moisture wicking fabric  
Odor Resistant



	SIZES	AD	S - 2XL
		YT	S - XL
LOGO		Front CCM: embroidery Marking BNQ: heat transfer	
CONTENT		90% Polyester , 10% Spandex Back mesh: 88% Polyester , 12% Spandex Anti cut part: 59% Aramid / 23% Polyester / 18% Steel	
COLOR		Black (12)	



## TNG4BA NECK PROTECTOR TOP

BNQ and CE Certified  
ANSI LEVEL 3 Cut protection at neck  
Cut Resistant Neck  
Comfortable adjustable neck attachment  
Improved raglan style fit  
Moisture wicking fabric  
Odor Resistant



	SIZES	AD	S - 2XL
		YT	S - XL
LOGO		Front CCM: embroidery Marking BNQ : heat transfer	
CONTENT		90% Polyester , 10% Spandex Back mesh: 88% Polyester , 12% Spandex Anti cut part: 43% Aramid / 41% Polyester / 16% Glass	
COLOR		Black (12)	



NEW

## TLSCP5B CUT PROTECTION BASELAYER LONG SLEEVE TOP WITH WRIST GUARD

ANSI Level 6 Cut protection at the wrists  
Silicone grip at forearm  
Moisture wicking fabric  
Odor Resistant  
Performance fit -  
Fitted arms and chest,  
relaxed torso



	SIZES	AD	S - 2XL
		YT	S - XL
LOGO		Front: Embroidery Back: Silicone gel	
CONTENT		86% Polyester, 14% Spandex Mesh: 90% Polyester / 10% Spandex Anti cut: 66% (UHMWPE + SSW) + 32% Polyester + 2% Spandex	
COLOR		Black (12)	



NEW

## PCP5BA CUT PROTECTION BASE LAYER PANT WITH GEL/JOCK/HOOK & LOOP FASTENER TABS

ANSI Level 6 Cut protection from heel to mid-calf  
Integrated Jock or Jill (cup included)  
Silicone at the shins  
Moisture wicking fabric  
Odor Resistant



	SIZES	AD	S - 2XL
		YT	S - XL
LOGO		Front: Embroidery	
CONTENT		86% Polyester, 14% Spandex Mesh: 90% Polyester / 10% Spandex Anti cut: 66% (UHMWPE + SSW) + 32% Polyester + 2% Spandex	
COLOR		Black (12)	





## TNG2BA NECK PROTECTOR TOP

BNQ and CE Certified  
ANSI LEVEL 3 Cut protection neck  
Cut Resistant Neck  
Comfortable adjustable neck attachment  
Improved raglan style fit  
Moisture wicking fabric  
Odor Resistant

SIZES	AD	S - 2XL
	YT	XS - XL
LOGO	Heat transfer	
CONTENT	88% Polyester , 15% Spandex	
COLOR	Black (12)	



## TNG4BAW WOMEN'S NECK PROTECTOR TOP

BNQ and CE Certified  
ANSI LEVEL 3 Cut protection at neck  
Cut Resistant Neck  
Comfortable adjustable neck attachment  
Improved raglan style fit  
Moisture wicking fabric  
Odor Resistant

SIZES	AD	XS - XL
LOGO	Front CCM: embroidery Marking BNQ : heat transfer	
CONTENT	90% Polyester , 10% Spandex Back mesh: 88% Polyester , 12% Spandex Anti cut part: 43% Aramid / 41% Polyester / 16% Glass	
COLOR	Black (12)	



Polygiene®



## TLSCP5BW WOMEN'S CUT PROTECTION BASELAYER LONG SLEEVE TOP WITH WRIST GUARD

ANSI Level 6 Cut protection at the wrists  
Silicone grip at forearm  
Moisture wicking fabric  
Odor Resistant  
Performance fit -  
Fitted arms and chest,  
relaxed torso

SIZES	AD	XS - XL
LOGO	Heat transfer	
CONTENT	86% Polyester, 14% Spandex Mesh: 90% Polyester / 10% Spandex Anti cut: 66% (UHMWPE+SSW) + 32% Polyester + 2% Spandex	
COLOR	Black (12)	



Polygiene®

## ACCESSORIES



## SS3756 SHOWER SANDAL

**BODY** Made from lightweight EVA foam in the soles for unparalleled comfort, this quick-dry shower sandal was designed to wear in the locker room.

**LOGO** Printed CCM logo.

SIZES	AD	S (7), M (9), L (11), XL (13)	\$
CONTENT	Upper 100% Polyester / Sole VA foam		
OTHER	MOQ 6 units (same sizes / color)		
COLOR	Black (12)		



## EB6425 TEAM DRY BAG

**BODY** A stylish drawstring bag ideal to store your belongings and stay trendy. Just add your team logo.

**LOGO** Printed CCM logo.

SIZES	OSFA	\$
CONTENT	100% PU	
COLOR	Black (12)	

# 5000 PRACTICE SERIES

THE QUICKLITE 5000 PRACTICE SERIES IS THE PERFECT GO-TO JERSEY FOR PLAYERS OF ANY AGE. AVAILABLE IN MANY COLORS, THE SIMPLE DESIGN MAKES IT EASY TO EMBELLISH WITHOUT COMPROMISING COLORFASTNESS AND QUALITY.

- HIGH PERFORMANCE, BREATHABLE FABRIC
- OPTIMAL COLOR FASTNESS & SNAG RESISTANCE



## COLOR OPTIONS

### 5000 5000 PRACTICE JERSEY

SIZES	SR	S, M, L, XL, 2XL, INTG, SRG	\$
	JR	XS, S/M, L/XL, G	\$

#### FEATURES

V-neck collar keeps its shape after wash and wear  
Consistent fit through all styles  
Woven neck tape & size label  
Embroidered CCM

#### FABRIC

100% Polyester, 135gsm  
QLT knit



01 - WHITE

20 - SUNFLOWER

04 - ORANGE

05 - RED

22 - PINK



31 - HARVARD

X5 - VIOLET

11 - KELLY GREEN

13 - DARK GREEN

10 - SKY BLUE



62 - TURQUOISE BLUE

08 - ROYAL

09 - NAVY

78 - MYSTIC GREY

12 - BLACK



# FEEL COOLER PLAY SMARTER

## 7000 PRACTICE SERIES

### AER-TEC THERMOREGULATION

ENGINEERED WITH CCM'S INNOVATIVE AER-TEC THERMOREGULATION SYSTEM, THE QUICKLITE 7000 PRACTICE SERIES JERSEY HAS BEEN DESIGNED TO MAXIMIZE THE SCIENTIFICALLY PROVEN BENEFITS OF THERMOREGULATION. PREMIUM FABRICS AND KEY VENTILATION INSERTS KEEP YOU FEELING COOL AND COLLECTED, SO YOU CAN FOCUS ON WHAT REALLY MATTERS. EASY TO EMBELLISH AND COMES IN AN EXTENSIVE NUMBER OF COLORS.

- HIGH PERFORMANCE, BREATHABLE FABRIC
- MESH INSERTS IN KEY HOT SPOTS FOR HIGHER VENTILATION
- ERGONOMIC ARM
- MOISTURE WICKING
- OPTIMAL & COLORFASTNESS  
SNAG RESISTANCE



AER-TEC  
TOTALDRI

QUICKLITE PRACTICE

### COLOR OPTIONS

## 7000 7000 PRACTICE JERSEY

AER-TEC  
TOTALDRI

SIZES	SR	S, M, L, XL, 2XL, INTG, SRG	\$
	JR	XS, S/M, L/XL, G	\$

#### FEATURES

Next generation stretch collar for added comfort  
AER-TECH  
Consistent fit through all styles  
Woven neck tape & size label  
Embroidered CCM (front and back)

#### FABRIC

100% Polyester, 165gsm  
Mid-weight QLT knit



01 - WHITE



20 - SUNFLOWER



04 - ORANGE



05 - RED



11 - KELLY GREEN



13 - DARK GREEN



10 - SKY BLUE



08 - ROYAL



09 - NAVY



78 - MYSTIC GREY



12 - BLACK





## SX7000 PRACTICE SOCK

SR 30" \$  
INT 27" \$  
JR 24" \$  
YT 22" \$



**FABRIC** 100% Polyester, 195gsm  
High performance, breathable QLT knit

- FEATURES**
- AER-TECH
  - Two hook and loop fasteners keep sock in place
  - Interlock inserts for better stretch, comfort and mobility
  - Interlock ankle holds pads, enhances fit and maintains shape
  - CCM embroidered logo

### COLOR OPTIONS

01 - WHITE  
04 - ORANGE  
05 - RED  
08 - ROYAL  
09 - NAVY  
10 - SKY BLUE  
11 - KELLY GREEN  
12 - BLACK  
13 - DARK GREEN  
20 - SUNFLOWER  
78 - MYSTIC GREY



## SX5000 TUBE SOCK

SR 30" \$  
INT 27" \$  
JR 24" \$  
YT 22" \$

**FABRIC** 100% Polyester, 200gsm

- FEATURES**
- Two hook and loop fasteners keep sock in place
  - High performance fabric
  - Resistant to snags
  - CCM embroidered logo

**COLOR  
OPTIONS** 01 - WHITE 12 - BLACK  
05 - RED 20 - SUNFLOWER  
08 - ROYAL 78 - MYSTIC GREY  
09 - NAVY



## S100P KNIT PRACTICE SOCK

SR 28" \$  
INT 24" \$  
JR 20" \$  
YT 18" \$

**FABRIC** 100% Polyester

- FEATURES**
- Elasticized ankle holds pads and enhances fit
  - CCM woven sizing label

## SOCK COLOR REFERENCES



# 8000 GAME SERIES

WANT THE PRO LOOK WITHOUT THE PRO PRICE TAG? MADE FROM HIGH PERFORMANCE FABRIC WITH SUPERIOR VENTILATION AND AN ERGONOMIC ARM FIT, THE QUICKLITE 8000 GAME SERIES DELIVERS.

- HIGH PERFORMANCE, BREATHABLE FABRIC
- DOUBLE SHOULDERS
- MESH INSERTS FOR SUPERIOR VENTILATION
- ERGONOMIC ARM
- TACTICAL DRY MOISTURE WICKING
- OPTIMAL COLOR FASTNESS & SNAG RESISTANCE



QUICKLITE GAME



## 8000 8000 GAME JERSEY

### SIZES

SR	S, M, L, XL, 2XL, INTG, SRG	\$
JR	XS, S/M, L/XL, G	\$



## SX8000 SX8000 GAME SOCK

SR	30"
INT	27"
JR	24"
YT	22"



## S100PT S100PT KNIT GAME SOCK

SR	28"	\$
INT	24"	\$
JR	20"	\$
YT	18"	\$

FABRIC 100% Polyester, 165gsm  
Mid-weight QLT knit

### FEATURES

- Next generation stretch collar for added comfort
- Tactical Dry moisture wicking
- Double shoulders for durability
- Consistent fit through all styles
- 31 NHL team patterns available
- Woven neck tape & size label
- Embroidered CCM (front and back)

FABRIC 100% Polyester, 195gsm  
QLT knit

### FEATURES

- Tactical Dry moisture wicking
- Two hook and loop fasteners keep sock in place
- Interlock inserts for better stretch, comfort and mobility
- Interlock ankle holds pads, enhances fit and maintains shape
- 31 NHL team patterns available
- CCM embroidered logo

FABRIC 100% Polyester

### FEATURES

- Elasticized ankle holds pads and enhances fit
- 31 NHL team patterns available
- CCM woven sizing label



\*ALL 8000 JERSEYS BOOKING ONLY  
\*ACTUAL COLORS MAY VARY.

## BOSTON



TEAM

WHITE

## BUFFALO



TEAM

WHITE

## CALGARY



TEAM

WHITE

## CHICAGO



TEAM

WHITE

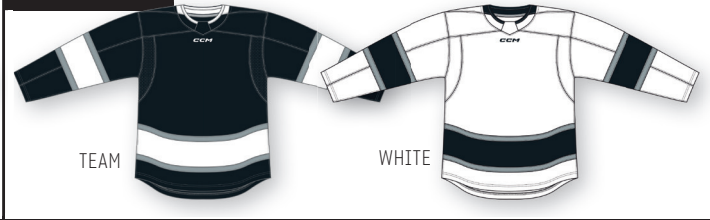
## DALLAS



TEAM

WHITE

## LOS ANGELES



TEAM

WHITE

## NY LONG ISLAND



TEAM

WHITE

## NY MANHATTAN



TEAM

WHITE

## OTTAWA



TEAM

WHITE

## PHILADELPHIA



TEAM

WHITE

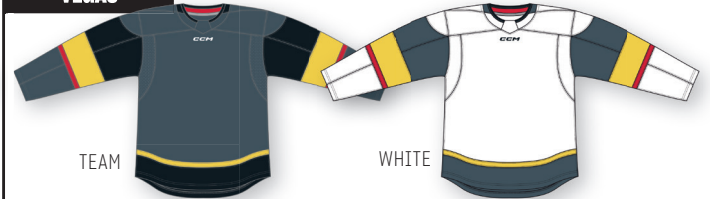
## TAMPA BAY



TEAM

WHITE

## VEGAS



TEAM

WHITE

## WINNIPEG



TEAM

WHITE

## ANAHEIM



TEAM

WHITE


## ARIZONA



TEAM

WHITE

## CAROLINA

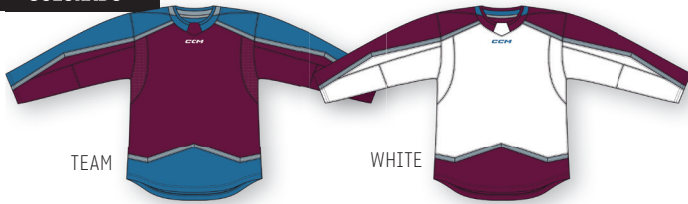


TEAM

WHITE



**COLORADO**



TEAM

WHITE

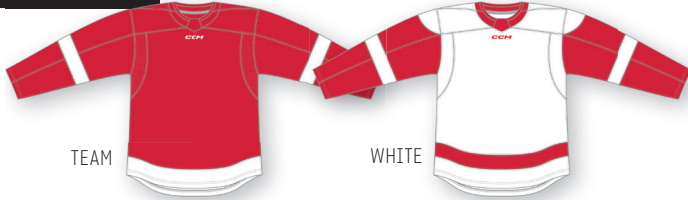
**COLUMBUS**



TEAM

WHITE

**DETROIT**



TEAM

WHITE

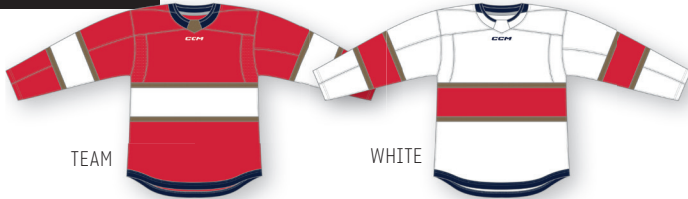
**EDMONTON**



TEAM

WHITE


**FLORIDA**



TEAM

WHITE

**MINNESOTA**



TEAM

WHITE

**MONTREAL**



TEAM

WHITE

**NASHVILLE**



TEAM

WHITE

**NEW JERSEY**



TEAM

WHITE


**PITTSBURGH**



TEAM

WHITE

**SAN JOSE**



TEAM

WHITE

**SEATTLE**



TEAM

WHITE

**ST. LOUIS**



TEAM

WHITE

**TORONTO**



TEAM

WHITE

**VANCOUVER**



TEAM

WHITE

**WASHINGTON**



TEAM

WHITE



BLACK/  
WHITE



NAVY/WHITE



BLACK/RED

## BGPRO42 PRO CARRY GOALIE BAG

**SIZES** 42" L X 23" H X 23" W \$  
(VOLUME: 16,800 INCH<sup>3</sup>)

**MATERIALS** Heavy duty water-resistant tarpaulin.

**ACCESSORIES** Internal zippered mesh accessory pocket. / Player ID pocket

**EXTERIOR** Both side panels blank so you can proudly display your team logo.

**COLORS** Black/White, Navy/White, Black/Red

**HANDLES** Reinforced webbed side and end carry handles.



BLACK



NAVY



RED

## BGCORE42 PRO CORE GOALIE BAG

**SIZES** 42" L X 23" H X 23" W \$  
(VOLUME: 16,800 INCH<sup>3</sup>)

**MATERIALS** Pro-quality 600D Polyester construction.

**HANDLES** Reinforced webbed carrying handles at each end.

**COMPARTMENTS** 2 large internal accessory pockets.

**ACCESSORIES** Player ID pocket

**EXTERIOR** One removable side panel so you can proudly display your team logo.

**COLORS** Black, Navy, Red



BLACK



BAG COMES WITH  
A MESH BAG



NAVY

**NEW**

## B51024 / B51032 / B51037 CARRY PLAYER BAG

**SIZES** 24" - 24" X 12" X 13.5" \$  
(65L)  
32" - 32" X 16" X 14" \$  
(115L)  
37" - 37" X 18" X 16" \$  
(175L)

- Side mesh paneling
- Skate pockets
- Laundry loop
- ID pocket
- Main Zipper YKK
- Extra mesh bag

**FEATURES**

**LOGO** CCM WHITE  
Reflective piping

**CONTENT** High density 600D 100% Polyester with PVC coating  
Contrast lining grey  
210D Polyester 100% Polyester

**COLOR** Black (12) Navy (09)



BLACK



NAVY

**NEW**

## B54032 / B54037 CARRY PLAYER BAG

**SIZES** 32" - 32" X 16" X 14" \$  
(115L)  
37" - 37" X 18" X 16" \$  
(175L)

- Removable skates/helmet dividers
- Fast pocket for personal items
- Outside "wet" side pocket with mesh ventilation
- Inside Accessories pockets
- ID pocket
- Side mesh paneling
- Main Zipper YKK
- U Shape opening

**FEATURES**

**LOGO** REFLECTIVE  
Reflective piping

**CONTENT** High density 600D 100% Polyester with PVC coating  
Contrast lining grey  
210D Polyester 100% Polyester

**COLOR** Black (12) Navy (09)

BLACK/  
WHITE

NAVY/WHITE



BLACK/RED

## BTPRO32 / BTPRO30 PRO TEAM BAG

SIZES	32" L X 20" H X 15" W (VOLUME: 9,600 INCH <sup>3</sup> )	\$
	30" L X 18" H X 15" W (VOLUME: 8,100 INCH <sup>3</sup> )	\$

MATERIALS	Pro heavy-duty water-resistant tarpaulin.	ACCESSORIES	Internal mesh accessory pocket with zipper / Player ID pocket
EXTERIOR	Both side panels blank so you can proudly display your team logo.	COLORS	Black/White, Navy/White, Black/Red
HANDLES	Reinforced webbed side and end handles.		



## BSPPRO24 TEAM SPORT BAG

SIZES	24" L X 14" H X 14" W (VOLUME: 4,704 INCH <sup>3</sup> )	\$
-------	---	----

MATERIALS	Pro heavy-duty water-resistant tarpaulin.	HANDLES	Reinforced webbed straps with adjustable and removable shoulder strap.
COMPARTMENTS	Oversized end pockets.	ACCESSORIES	Player ID pocket
EXTERIOR	Back panel blank so you can proudly display your team logo.	COLORS	Black



## BDF32A TRAVEL DUFFLE BAG

SIZES	21.5" L X 12" H X 11" W (VOLUME: 45 L)	\$
-------	---	----

MATERIALS	900D Polyester/PU construction	COLORS	Black
COMPARTMENTS	Inside compartments and accessory pockets. Includes a toiletry bag. Fits as a carry on.		
HANDLES	Easily fixed on a luggage handle, adjustable and removable crossbody strap with branded padding and a comfortable round handle. It can be used as a handbag, shoulder bag and crossbody bag.		



## BSPORT SPORT BAG

SIZES	24" L X 13" H X 12" W (VOLUME: 3,744 INCH <sup>3</sup> )	\$
-------	---	----

MATERIALS	600D Polyester construction.	ACCESSORIES	Player ID pocket
COMPARTMENTS	One main compartment + oversized end pockets.	COLORS	Black
HANDLES	Webbed handle with padded Uni-Grip + removable and adjustable shoulder strap.		





## BPREMBP PREMIUM BACKPACK

**SIZES** 13" W X 19" H X 6.5" D

MATERIALS	Premium tarpaulin & 840D ripstop polyester construction.	EXTERIOR	Large front panel blank so you can proudly display your team logo.
COMPARTMENTS	Spacious main compartment + padded side laptop pocket + accessory pocket.	ACCESSORIES	Padded straps and back.
ACCESSORIES	Internal mesh accessory pocket with zipper + two side water bottle pockets	COLORS	Black



## BTMBP18 TEAM BACKPACK

**SIZES** 12" W X 19" H X 7.5" D

MATERIALS	600D ripstop polyester construction.	HANDLE	Padded straps and back.
COMPARTMENTS	Spacious main compartment + accessory pockets.	LOGO	Front panel blank so you can proudly display your team logo.
INTERIOR	Padded laptop sleeve.	COLORS	Black



## BSHWR SHOWER BAG

**SIZES** 10.75" L X 4.5" H X 5" W \$

MATERIALS	Pro heavy-duty water-resistant tarpaulin.	COLOR	Black
COMPARTMENTS	Mesh pocket inside.		



## BPUCKD DELUXE PUCK BAG

**SIZES** 11" L X 13" H X 9" W

MATERIALS	1680D polyester construction with foam-insulated liner.	HANDLES	Adjustable & removable strap with non-slip foam pad.
COMPARTMENTS	Holds approximately 60 pucks.	COLORS	Black



## BPUCK10 PUCK BAG

**SIZES** 10" L X 10" H X 10" W

MATERIALS	600D polyester construction.	HANDLES	Adjustable & removable shoulder strap with non-slip pad.
COMPARTMENTS	Wide zipper opening.	COLORS	Black



## BSTICKA STICK BAG

**SIZES** 74" L X 14.5" H

**MATERIALS** Heavy-duty polyester.

**HANDLES** Easy-to-carry strap.

**COMPARTMENTS** Holds 2 sticks.

**COLORS** Black



## BTMSTW TEAM WHEELED STICK BAG

**SIZES** 77" L X 10" H X 15" W

**MATERIALS** Heavy-duty water-resistant tarpaulin.

**HANDLES** Easy-to-carry strap.

**WHEELS** All-terrain wheels.

**COLORS** Black

**COMPARTMENTS** Holds 70+ player sticks.



BACK



## NEW AT5BATH BATH TOWEL

**SIZES** 60" X 28"

• "88" Player Number Tab Name

**LOGO** CCM logo Jaquard

**FEATURES**

• French Terry

**CONTENT** 100% cotton

**COLOR** Black (12)



BACK



## NEW AT5PONCHO CHANGING TOWEL PONCHO

**SIZES** SR OSFA

JR OSFA

• Inside the towel

• "88" Player Number Tab Name

• Hood

• Big pocket

**LOGO** CCM bouclé front  
CCM bouclé back

**CONTENT** 100% Polyester

**COLOR** Black (12)



## NEW AT5SKATE SKATE TOWEL

**SIZES** 23" X 14"

• "88" Player Number Tab Name

**LOGO** CCM white embroidery

**FEATURES**

• French Terry

**CONTENT** 100% cotton

**COLOR** Black (12)

**CCM**