



Majirel

Permanent crème color.

Perfect coverage. Exceptional care.





























































L'ORÉAL
PROFESSIONNEL
PARIS

Majirel









Permanent crème color.

Perfect coverage. Exceptional care.

L'ORÉAL
PROFESSIONNEL
PARIS

	Greens	Blues			Violets	Cools					Mochas	Naturals		Warms			
	.07NGr	.01/NB	.1/B	CI .1/B	.02/NV	.12/BV	.13/BG	CI.13/BG	.21/VB	.23/VG	.8/M	.0		.31/GB	.32/GV	.35/GRv	
10		 10.01/10NB	 10.1/10B	 CI 10.1/10B					 10.21/10VB				 10/10N				
9		 9.01/9NB	 9.1/9B	 CI 9.1/9B	 9.02/9NV	 9.12/9BV High Resist	 9.13/9BG	 CI 9.13/9BG					 9/9N	 9.31/9GB			
8		 8.01/8NB	 8.1/8B	 CI 8.1/8B			 8.13/8BG	 CI 8.13/8BG				 8.0*/8NN	 8/8N				
7		 7.01/7NB	 7.1/7B	 CI 7.1/7B		 7.12/7BV High Resist	 7.13/7BG	 CI 7.13/7BG	 7.23/7VG	 7.8/7M	 7.0*/7NN	 7/7N	 7.31/7GB		 7.35/7GRv		
6	 6.07/6NGr	 6.01/6NB	 6.1/6B	 CI 6.1/6B			 6.13/6BG	 CI 6.13/6BG	 6.23/6VG	 6.8/6M	 6.0*/6NN	 6/6N			 6.35/6GRv		
5	 5.07/5NGr		 5.1/5B	 CI 5.1/5B					 5.23/5VG High Resist	 5.8/5M	 5.0*/5NN	 5/5N		 5.32/5GV	 5.35/5GRv		
4				 CI 4.1/4B						 4.8/4M	 4.0*/4NN	 4/4N			 4.35/4GRv		
3												 3/3N					
2																	
1												 1/1N					

*Extra Coverage Shades

	Golds			Coppers			Reds						
	.03/NG	.3/G	.34/GC	.4/C	.40/CCC	.43/CG	.45/CRv	.5/Rv	.6/R	.60/RRR	.62/RV	.64/RC	.65/6RRv
10													
9													
		9.3/9G											
8													
	8.03/8NG	8.3/8G	8.34/8GC				8.43/8CG						
7													
	7.03/7NG	7.3/7G		7.4/7C	7.40/7CCC Rubilane	7.43/7CG							
6													
	6.03/6NG	6.3/6G	6.34/6GC				6.45/6CRv	6.6/6R	6.60/6RRR Lumax	6.62/6RV	6.64/6RC Rubilane	6.65/6RRv	
5													
		5.3/5G		5.4/5C				5.5/5Rv	5.6/5R	5.62/5RV	5.64/5RC		
4													
		4.3/4G										4.65/4RRv	
3													
2													
1													

Carmilane™
Vibrant Garnet Reds. Highest intensity & fade resistance.

						
C5.20/C5VVV Carmilane	C4.16/C4BR Carmilane	C4.55/C4RvRv Carmilane	C5.60/C5RRR Carmilane	C6.46/C6CR Carmilane	C6.64/C6RC Carmilane	C6.66/C6RR Carmilane

*Extra Coverage Shades

Majirel


Permanent crème color.

Perfect coverage. Exceptional care.

L'ORÉAL
PROFESSIONNEL
PARIS

Majirel COOL COVER | Specially formulated for ultra cool, opaque coverage


Greens & Blues



Naturals



Golds



Majirel GLOW




Majirel HIGH LIFT



Cool mix shades



Warm mix shades



Mixing guidelines.



Majirel

True-to-tone,
long-lasting color.



Majirouge

Intense, vibrant, long-lasting
reds & coppers.




Majirel Cool cover

Intense cool reflects for extreme cool
coverage & perfect neutralization of
warm tones.

Mixing guidelines

1.5 : 1 mixing ratio: 2.6 oz. Majicrème Developer + 1 tube

Levels of lift	20-vol Up to 2 levels	30-vol Up to 3 levels
Usage	Coverage of white	Maximum lift



Development time: 35 minutes

*Carmilane™, Lumax, Rubilane™ & DM5 WARNING: It is imperative that Carmilane™, Lumax, Rubilane™ and DM5 shades be used alone. They must not be used in combination with any other shade from a different technology family. FOR EXAMPLE, Carmilane™ C5.60 can be mixed with Carmilane™ C6.66. However, Carmilane™ C5.60 cannot be mixed with Lumax 6.60.

Grey coverage

Over 50% white

Client's target shade	Mixing instructions
Warm target shade	½ tube of the desired shade + ½ tube of the corresponding level Gold shade (.3/G)
Cool target shade	½ tube of the desired shade + ½ tube of the corresponding level Natural shade (N)


Under 50% white

Choose the client's desired Majirel shade. 6.03*, 7.03* and 8.03* *Complete coverage without mixing

Mixing guidelines

1.5 : 1 mixing ratio: 2.6 oz. Majicrème Developer + 1 tube

Levels of lift	20-vol up to 2 levels	30-vol up to 3 levels
Usage	Coverage of white	Maximum lift



Grey coverage

Levels of lift	Mixing instructions
Level 3-5	For up to 100% coverage of white hair, apply target shade without mixing
Level 6 & above	For up to 100% natural coverage of white hair, apply target shade For up to 100% opaque coverage of white hair apply ½ target shade + ½ natural shade on the same level

Mixing guidelines.



Majirel Glow

Iridescent tone shades with a natural, sheer effect.


Mixing guidelines

1.5 : 1 mixing ratio: 2.6 oz. Majicrème Developer + 1 tube

Levels of lift	20-vol Up to 2 levels	30-vol Up to 3 levels
----------------	-----------------------	-----------------------

[Pro tip]

Use the undercoat of the hair to inform which GLOW shade you choose.



Customize the luminosity, sheerness, and tone of your formulas by mixing Majirel Classic and Majirel GLOW.

For GLOW results, we do not recommend going beyond equal parts Majirel GLOW: Majirel Classic.

Development time: 35 minutes

Grey blending

Majirel GLOW is not designed for white coverage.

% of white	Mixing instructions
Up to 30% white	½ tube of Majirel GLOW + ½ tube Majirel Natural shade (N) + 20-vol. Majicrème Developer.



Majirel High-lift

High-Lift color for ultra light blonding and toning in one step.

Mixing guidelines

2 : 1 mixing ratio: 3.4 oz. Majicrème Developer + 1 tube

Levels of lift	30-vol Up to 3 levels	40-vol Up to 4½ levels
Usage	Maximum neutralization Less lift, more neutralization	Maximum lift, more lift, less neutralization
Stylist tip	Ideal for natural bases 6 - 8	Ideal for natural bases 5 - 6



Development time: 50 minutes

Grey blending

Majirel High-Lift is not designed for white coverage.

% of white	Mixing instructions
Up to 30% white	Apply target shade+ 30-vol. Majicreme Developer

Application

[Virgin application]

- On dry hair, spray Metal Detox Pre-Treatment Spray on each section and apply Majirel formula on mid-lengths and ends 1/2 inch from the scalp.
- Develop for 15 minutes.
- Apply mixture to the re-growth and re-apply to mid-lengths/ends.
- Process for full development time.

[Re-growth application]

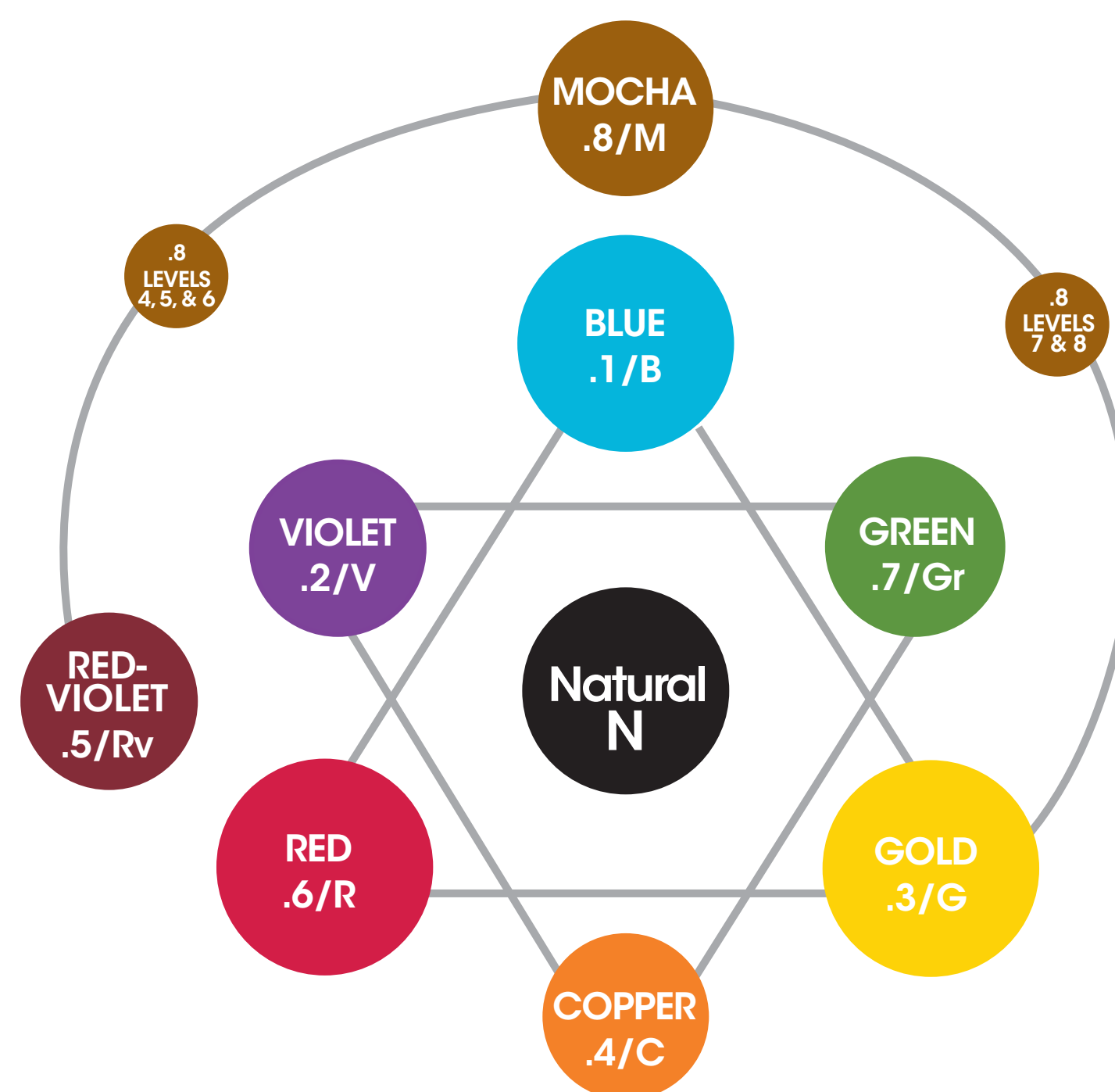
- On dry hair, spray Metal Detox Pre-Treatment Spray at the re-growth and apply Majirel formula.
- Process for full development time.

Rinsing

When development time is complete, thoroughly rinse color from the hair and shampoo with Metal Detox Shampoo to pro guarantee your color result. Follow with Metal Detox mask.

Law of color

- Opposite colors on the color wheel will counteract or neutralize each other.
- Opposite colors on the color wheel are also complementary.



Dual coding system

level	tone
10 pale blonde	N natural
9 very light blonde	B blue .1
8 light blonde	V violet .2
7 blonde	G gold .3
6 dark blonde	C copper .4
5 light brown	Rv red-violet .5
4 brown	R red .6
3 dark brown	Gr green .7
2 darkest brown	M mocha .8
1 black	

example:

5GV
5.32

level of color

primary tone of color

secondary tone of color