

Submittal Data Sheet

BRC1E73 - Navigation Remote Controller

Project Name: _____	Approval: _____
Location: _____	Date: _____
Engineer: _____	Construction: _____
Submitted to: _____	Unit #: _____
Submitted by: _____	Drawing #: _____
Reference: _____	

Model Compatibility:

For use with the following VRV indoor unit models: FXAQ, FXDQ, FXEQ, FXFQ, FXHQ, FXLQ, FXMQ, FXMQ_MF, FXNQ, FXTQ, FXUQ, FXZQ
 For use with the following Daikin SkyAir indoor unit models: FAQ, FBQ, FCQ, FHQ, FTQ

Specifications:

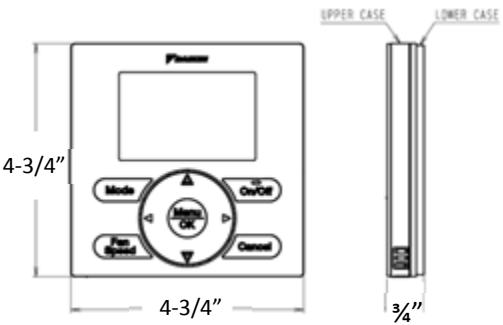
Model	BRC1E73
Description	Navigation Remote Controller
Maximum Connections	16 indoor units
Communication Wire	18AWG-2, No polarity Stranded, Non-shielded
Total Wiring Length	1,640 ft. (500 m)
Communication Protocol	Daikin Proprietary P1P2 protocol
Power	16VDC supplied by Indoor unit (1.58VA maximum)
Comfort Setpoint Range	60 to 90 °F (16 to 32 °C)
Setback Setpoint Range	40 to 95 °F (5 to 35 °C)
Operating Temp Range	14 to 122 °F (-10 to 50 °C)
Operating Humidity Range	75% or less (RH) (w/o condensation)
Dimensions (WxHxD)	4.72x4.72x0.75 inch (120x120x19 mm)
Weight (Mass)	0.42 lbs. (0.19 kg)

Product Image:

1 of 3 display options – Detailed display shown



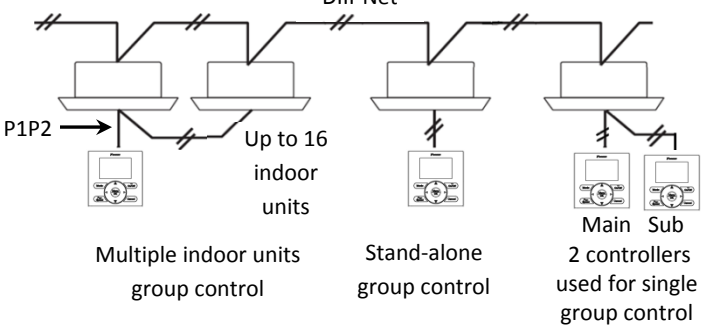
Dimensions:



Features/Benefits:

1. Up to 16 indoor units are controllable within one group
2. Within one group, up to 2 Navigation Remote Controllers can be used, one as a main and one as a sub
3. Backlit LCD displays in English, Spanish or French
4. Temperature sensor built-in with configurable offset
5. Display of Temperature and Setpoint in 1°F / °C increments
6. Three configurable display options: Detailed, Standard and Simple
7. Dual setpoints (independent cooling and heating setpoints) with configurable minimum setpoint differential or Single Setpoint (occupied period)
8. Setpoint range limit for cooling and heating modes
9. Independent cooling and heating setback setpoints (unoccupied period)
10. Auto changeover control with configurable Primary changeover at setpoint ±1° F with guard timer

Group Control:



Daikin North America LLC, 5151 San Felipe Suite 500, Houston, TX 77056

(Daikin's products are subject to continuous improvements. Daikin reserves the right to modify product design, specifications and information in this data sheet without notice and without incurring any obligations)



Submittal Data Sheet

BRC1E73 - Navigation Remote Controller

Project Name: _____

Location: _____

Engineer: _____

Submitted to: _____

Submitted by: _____

Reference: _____

Approval: _____

Date: _____

Construction: _____

Unit #: _____

Drawing #: _____

11. Airflow – Individual air flow direction, dual airflow and auto draft prevention (prevents air blowing directly on occupants)*
12. Built-in 7, 5+2, 5+1+1 and 1 (Everyday) schedules with up to 5 actions per day with independent cooling and heating or setback setpoints
13. Automatic Setback by occupancy sensor*
14. Automatic Off by occupancy sensor*
15. Configuration for Self-cleaning filter panel**
16. Automatic adjustment for Daylight Savings Time (DST)
17. 48 hour clock/calendar battery backup (protects schedule timing in cases of short term power loss from indoor unit)
18. Real-time monitoring of system malfunctions with immediate display of unit in error and error code
19. The buttons on the remote controller are selectable by locking out the unwanted buttons
20. The operation modes can be restricted to provide only the desired mode(s) of operation
21. Display can be configured to show “Off” and room temperature only when indoor unit is turned off
22. To prevent unwanted changes, fan speed selection and display may be hidden
23. Auto off timer configurable in 10 minute increments (range 30-180 minutes)
24. Can be used to replace earlier versions of remote controllers

* Available for FXFQ_TVJU and FXUQ_PVJU indoor units

**Available for FXTQ_TVJU indoor units

Auto changeover:

Automatic changeover is available for Heat Pump system and Heat Recovery systems. The setpoint for cooling and heating are configurable with a minimum differential of 0 to 7°F or single setpoint. The changeover is automatically controlled to happen in either of the following two cases:

Case 1: Changeover at the primary changeover temperature after the guard timer expires.

1. In default, the primary changeover setpoint is 1°F above cooling setpoint or 1°F below heating setpoint, which is configurable between 1°F – 4°F.
2. In default, the guard timer is 60 minutes, which is selectable among 15, 30, 60 (default) or 90 minutes.
3. The initiation of guard timer is built in to help prevent frequent changeover which may cause energy loss.

Case 2: Changeover at the secondary changeover temperature.

1. In default, the secondary changeover temperature is 1°F above the primary changeover temperature for cooling or 1°F below the primary changeover temperature for heating, which is configurable between 1°F – 4°F.
2. Case 2 will happen while the guard time is active in case 1.

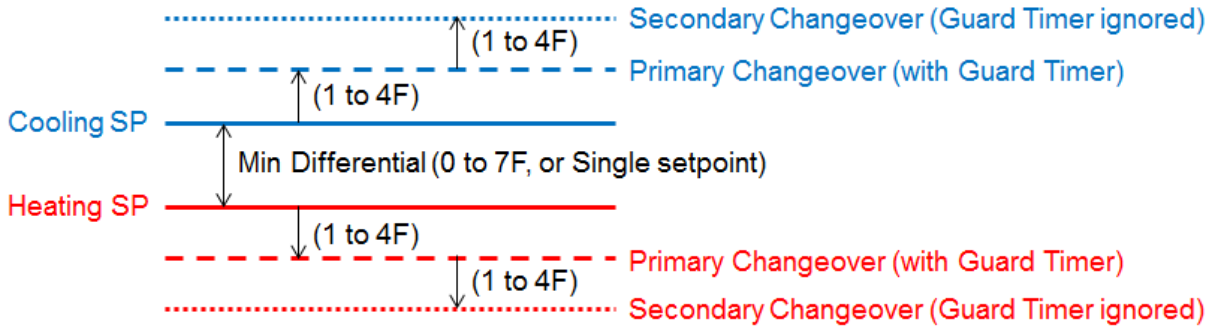
Daikin North America LLC, 5151 San Felipe Suite 500, Houston, TX 77056

Daikin North America LLC Controls Engineering Department Generated Submittal Data

www.daikinac.com

(Daikin's products are subject to continuous improvements. Daikin reserves the right to modify product design, specifications and information in this data sheet without notice and without incurring any obligations)

Project Name:	Approval:
Location:	Date:
Engineer:	Construction:
Submitted to:	Unit #:
Submitted by:	Drawing #:
Reference:	



Face Decal Options:

Face decal options to hide unnecessary buttons

1. The face decal is designed to adhere to the BRC1E faceplate
2. Hidden buttons can be used/accessed by service personnel without removing the face decal due to its flexibility



Used with	Single Setpoint mode			Dual Setpoint mode		
	BRC1E72RM	BRC1E72RF	BRC1E72RMF	BRC1E72RM2	BRC1E72RF2	BRC1E72RMF2
Model						
On/Off	X	X	X	X	X	X
Mode	X		X	X		X
Fan		X	X		X	X
Up, Down	X	X	X	X	X	X
Left, Right				X	X	X
Menu/Ok						
Cancel						

Daikin North America LLC, 5151 San Felipe Suite 500, Houston, TX 77056



Submittal Data Sheet

BRC1E73 - Navigation Remote Controller

Project Name: _____

Location: _____

Engineer: _____

Submitted to: _____

Submitted by: _____

Reference: _____

Approval: _____

Date: _____

Construction: _____

Unit #: _____

Drawing #: _____

Documentation:

Documentation available on www.daikincity.com or www.daikinac.com

- Installation Manual
- Operation Manual
- Submittal
- Guide Specifications

Daikin North America LLC, 5151 San Felipe Suite 500, Houston, TX 77056

Daikin North America LLC Controls Engineering Department Generated Submittal Data

www.daikinac.com

(Daikin's products are subject to continuous improvements. Daikin reserves the right to modify product design, specifications and information in this data sheet without notice and without incurring any obligations)