



Confidence Analytics

Cannabis Analytics and Research Specialists
 WSLCB License # 0003 | 14797 NE 95th St, Redmond, WA 98052 | (206) 743-8843 | info@conflabs.com
 Certified For: Cannabinoids | Microbiologicals | Mycotoxins | Foreign Matter | Moisture | Terpenes | Residual Solvents | Pesticides
Research and Development Certificate of Analysis

Official Test Results for Laboratory Sample # 7101645

Origination: Apothecary Rx **UPI #:** N/A **Inventory #:** 20201023ET001
Strain: White Walker CBG **License #:** N/A **QA #:** 20201023ET001
Type: Flower **Harvest Date:** Unknown
Address: 4920 Atlanta Highway **Date of Receipt:** 2020-10-23 **Approved By:** T. Sasaki, Ph.D., CSO
 Alpharetta, GA 30004 **Date of Testing:** 2020-10-24 S. Stevens, LDR

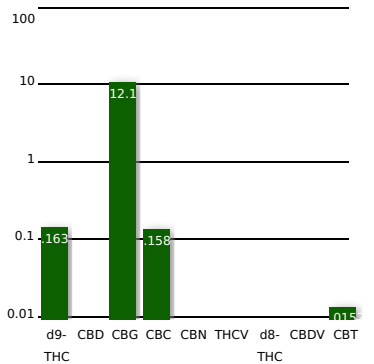


PASS/FAIL

[This section intentionally left blank.]

Cannabinoid Profile (units of measure are by weight)

THC max 0.163% 1.63mg/g			CBD max <i>Not Detected</i>		
	%	mg/g		%	mg/g
THCA	0.142	1.42	d9-THC	0.0384	0.384
CBDA	ND	ND	CBD	ND	ND
CBGA	13.6	136	CBG	0.238	2.38
CBC	0.158	1.58	CBN	ND	ND
THCVA	ND	ND	THCV	ND	ND
CBDVA	ND	ND	CBDV	ND	ND
CBT	0.0152	0.152	d8-THC	ND	ND

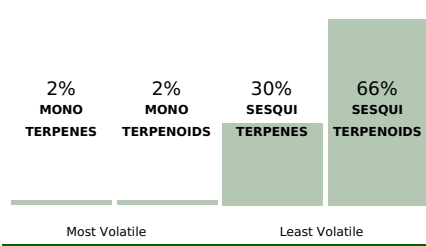
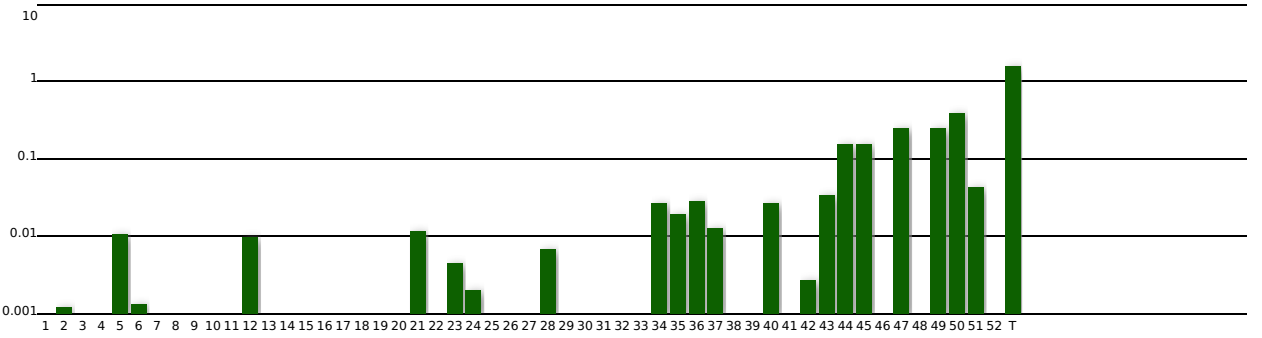


Total Cannabinoids (raw sum): 14.2%, 142mg/g

Shelf Stability

Loss-On-Drying: NE
Water Activity: NE

Terpene Fingerprint (units in percent by weight)



ref#	Name	%	ref#	Name	%	ref#	Name	%	ref#	Name	%
50	Bisabolol	0.4	35	Farnesene	0.02	2	a-Pinene	0.0013	1*	Thujene	9.3E-5
47*	Guaioil	0.26	37	Humulene	0.014	22	Fenchone	0.00094	11	a-OCimene	8.3E-5
49*	Eudesmol	0.22	21	Linalool	0.012	19	Terpinolene	0.0004	8	Carene	6.5E-5
45*	a-Maaliene	0.16	5	Myrcene	0.011	3	Camphene	0.00038	T Total 1.4		
44*	Selinadiene	0.13	12	Limonene	0.0099	7	a-Phellandrene	0.00038			
51	trans-Nerolidol	0.044	28	Terpineol	0.0068	15	b-OCimene	0.00036			
43*	b-Maaliene	0.035	23	Fenchol	0.0046	20*	p-Cymenene	0.00017			
36	Caryophyllene	0.029	42	cis-Nerolidol	0.0027	18	g-Terpinene	0.00013			
34*	trans-a-Bergamotene	0.027	24*	trans-2-Pinanol	0.0021	17	Eucalyptol	0.00013			
40*	a-Bulnesene	0.027	6	b-Pinene	0.0014	10	a-Terpinene	0.00012			

Most Volatile Least Volatile *Semi-quantitative results.

These testing results are certified by scientific examination of a single sample provided by the Producer/Processor. Confidence Analytics and its agents did not observe or participate in the sample selection process, and cannot confirm the authenticity of the sample or its representativeness of the associated lot/batch. The sample, as received, was homogenized before subsamples were drawn for specific analyses. This report is supplemental to any other reports with the same analytic sample number. Pass/Fail criteria are defined in WAC 314-55-102.

THCmax (a.k.a. Total THC) = d9-THC + (THC-A * 0.877)
 CBDmax (a.k.a. Total CBD) = CBD + (CBD-A * 0.877)
 Total Cannabinoid is a raw sum of all measured cannabinoids
 In Traceability, Total Cannabinoid is a sum of THCmax and CBDmax
 Figures may differ slightly from traceability due to rounding

ND = Not Detected
 NE = Not Examined
 Unk = Unknown

Analytical Methods Used
 Cannabinoids: HPLC-UV
 Microbial: Plate Counting
 Terpenes: HS-GC-FID
 Solvents: HS-GC-MS

Trace Residue: UHPLC-MSMS
 Water Activity: HYGROMER®

2020-10-30 15:58 Page 1 of 2





Confidence Analytics

Cannabis Analytics and Research Specialists
WSLCB License # 0003 | 14797 NE 95th St, Redmond, WA 98052 | (206) 743-8843 | info@conflabs.com
Certified For: Cannabinoids | Microbiologicals | Mycotoxins | Foreign Matter | Moisture | Terpenes | Residual Solvents | Pesticides
Research and Development Certificate of Analysis

Official Test Results for Laboratory Sample # 7101645

Origination: Apothecary Rx	UBI #: N/A	Inventory #: 20201023ET001
Strain: White Walker CBG	License #: N/A	QA #: 20201023ET001
Type: Flower	Harvest Date: Unknown	
Address: 4920 Atlanta Highway Alpharetta, GA 30004	Date of Receipt: 2020-10-23 Date of Testing: 2020-10-24	Approved By: T. Sasaki, Ph.D., CSO S. Stevens, LDR



Quantitative Impurities Report

Concentrations of analytes used to determine pass/fail status of individual tests.

* Greater than lower limit of detection (>LLOD) and less than lower limit of quantification (<LLOQ) . Applies to instances when the analyte has been detected and positively identified, but the concentration is lower than we can accurately quantify. Literally: signal to noise ratio greater than 3 and signal less than calibration. LLOD is ~0.001 ppm for most analytes, LLOQ is ~0.01 for most analytes. Number shown is lower end of calibration (LLOQ).

** Greater than upper limit of quantification (>ULOQ). Applies to instances when the analyte concentration in the sample is greater than we can accurately measure without additional testing. Number shown is upper end of calibration (ULOQ).

Findings

These testing results are certified by scientific examination of a single sample provided by the Producer/Processor. Confidence Analytics and its agents did not observe or participate in the sample selection process, and cannot confirm the authenticity of the sample or its representativeness of the associated lot/batch. The sample, as received, was homogenized before subsamples were drawn for specific analyses. This report is supplemental to any other reports with the same analytic sample number. Pass/Fail criteria are defined in WAC 314-55-102.

THC_{max} (a.k.a. Total THC) = $d9-THC + (THC-A * 0.877)$
 CBD_{max} (a.k.a. Total CBD) = $CBD + (CBD-A * 0.877)$
Total Cannabinoid is a raw sum of all measured cannabinoids
In Traceability, Total Cannabinoid is a sum of THC_{max} and CBD_{max}
Figures may differ slightly from traceability due to rounding

ND = Not Detected
NE = Not Examined
Unk = Unknown

Analytical Methods Used
Cannabinoids: HPLC-UV
Microbial: Plate Counting
Terpenes: HS-GC-FID
Solvents: HS-GC-MS

Trace Residue: UHPLC-MSMS
Water Activity: HYGROMER®

2020-10-30 15:58

Page 2 of 2





Confidence Analytics

Cannabis Analytics and Research Specialists
WSLCB License # 0003 | 14797 NE 95th St, Redmond, WA 98052 | (206) 743-8843 | info@confabs.com
Certified For: Cannabinoids | Microbiologicals | Mycotoxins | Foreign Matter | Moisture | Terpenes | Residual Solvents | Pesticides
Research and Development Certificate of Analysis

Official Test Results for Laboratory Sample # 8012385

Origination: Apothecary Rx

UBI #:

Inventory #: 210123BS006

Strain: White Walker

License #:

QA #: 210123BS006

Type: Flower

Harvest Date: Unknown

Address: 4920 Atlanta Highway
Alpharetta, GA 30004

Date of Receipt: 2021-01-23

Date of Testing: 2021-01-23

Approved By: N. Mosely, CEO
S. Stevens, LDR



PASS/FAIL

Chemical Profile (units in percent by weight)

Foreign Matter+Seeds **PASS**

LossOnDrying (Moisture) NE

Water Activity NE

Microbiological NE

Mycotoxins **PASS**

Pesticides **PASS**

CANNABINOIDS NOT EXAMINED

CANNABINOIDS
NOT EXAMINED

Shelf Stability

Loss-On-Drying NE

Water Activity: NE

These testing results are certified by scientific examination of a single sample provided by the Producer/Processor. Confidence Analytics and its agents did not observe or participate in the sample selection process, and cannot confirm the authenticity of the sample or its representativeness of the associated lot/batch. The sample, as received, was homogenized before subsamples were drawn for specific analyses. This report is supplemental to any other reports with the same analytic sample number. Pass/Fail criteria are defined in WAC 314-55-102.

*THCmax (a.k.a. Total THC) = d9-THC + (THC-A * 0.877)*

*CBDmax (a.k.a. Total CBD) = CBD + (CBD-A * 0.877)*

Total Cannabinoid is a raw sum of all measured cannabinoids

In Traceability, Total Cannabinoid is a sum of THCmax and CBDmax

Figures may differ slightly from traceability due to rounding

ND = Not Detected

NE = Not

Examined

Unk = Unknown

Analytical Methods Used

Cannabinoids: HPLC-UV

Microbial: Plate Counting

Terpenes: HS-GC-FID

Solvents: HS-GC-MS

Trace Residue: UHPLC-

MSMS

Water Activity:

HYGROMER®

Page 1 of 4





Confidence Analytics

Cannabis Analytics and Research Specialists
WSLCB License # 0003 | 14797 NE 95th St, Redmond, WA 98052 | (206) 743-8843 | info@conflabs.com
Certified For: Cannabinoids | Microbiologicals | Mycotoxins | Foreign Matter | Moisture | Terpenes | Residual Solvents | Pesticides
Research and Development Certificate of Analysis

Official Test Results for Laboratory Sample # 8012385

Origination: Apothecary Rx **UBI #:** **Inventory #:** 210123BS006
Strain: White Walker **License #:** **QA #:** 210123BS006
Type: Flower **Harvest Date:** Unknown
Address: 4920 Atlanta Highway **Date of Receipt:** 2021-01-23 **Approved By:** N. Mosely, CEO
Alpharetta, GA 30004 **Date of Testing:** 2021-01-23 S. Stevens, LDR



Quantitative Impurities Report

Concentrations of analytes used to determine pass/fail status of individual tests.

* Greater than lower limit of detection (>LLOD) and less than lower limit of quantification (<LLOQ) . Applies to instances when the analyte has been detected and positively identified, but the concentration is lower than we can accurately quantify. Literally: signal to noise ratio greater than 3 and signal less than calibration. LLOD is ~0.001 ppm for most analytes, LLOQ is ~0.01 for most analytes. Number shown is lower end of calibration (LLOQ).

** Greater than upper limit of quantification (>ULOQ). Applies to instances when the analyte concentration in the sample is greater than we can accurately measure without additional testing. Number shown is upper end of calibration (ULOQ).

Findings

ALKANES NOT EXAMINED

SOLVENT IMPURITIES NOT EXAMINED

ALCOHOLS NOT EXAMINED

MYCOTOXINS

MICROBIOLOGICALS NOT EXAMINED

<u>Analyte</u>	<u>Concentration</u>	<u>Action Level*</u>
Aflatoxin B1	< LLOQ	20 ppb
Aflatoxin B2	< LLOQ	20 ppb
Aflatoxin G1	< LLOQ	20 ppb
Aflatoxin G2	< LLOQ	20 ppb
Ochratoxin A	< LLOQ	20 ppb

*Action Level is Sum of Aflatoxins

These testing results are certified by scientific examination of a single sample provided by the Producer/Processor. Confidence Analytics and its agents did not observe or participate in the sample selection process, and cannot confirm the authenticity of the sample or its representativeness of the associated lot/batch. The sample, as received, was homogenized before subsamples were drawn for specific analyses. This report is supplemental to any other reports with the same analytic sample number.

THCmax (a.k.a. Total THC) = d9-THC + (THC-A * 0.877)
CBDmax (a.k.a. Total CBD) = CBD + (CBD-A * 0.877)
Total Cannabinoid is a raw sum of all measured cannabinoids
In Traceability, Total Cannabinoid is a sum of THCmax and CBDmax
Figures may differ slightly from traceability due to rounding

ND = Not Detected
NE = Not Examined
Unk = Unknown

Analytical Methods Used
Cannabinoids: HPLC-UV
Microbial: Plate Counting
Terpenes: HS-GC-FID
Solvents: HS-GC-MS

Trace Residue: UHPLC-MSMS
Water Activity: HYGROMER®
Page 2 of 4





Confidence Analytics

Cannabis Analytics and Research Specialists
WSLCB License # 0003 | 14797 NE 95th St, Redmond, WA 98052 | (206) 743-8843 | info@conflabs.com
Certified For: Cannabinoids | Microbiologicals | Mycotoxins | Foreign Matter | Moisture | Terpenes | Residual Solvents | Pesticides
Chemical Residue Screen

Official Test Results for Laboratory Sample # 8012385

Origination: Apothecary Rx **UBI #:** **Inventory #:** 210123BS006
Strain: White Walker **License #:** **QA #:** 210123BS006
Type: Flower **Harvest Date:** Unknown
Address: 4920 Atlanta Highway **Date of Receipt:** 2021-01-23 **Approved By:** N. Mosely, CEO
Alpharetta, GA 30004 **Date of Testing:** 2021-01-23 S. Stevens, LDR



Chemical Residue Screen - Test Report



Cannabis samples were homogenized and extracted using a custom protocol. Instrumental analysis was performed with UHPLC-MS/MS (tandem quadrupole). Target compounds were identified by matching to Certified Reference Materials. Ion-selective detection (multiple reaction monitoring, or MRM) was used to ensure that precursor and product ions of the correct masses co-eluted and were observed in ratios matching those for the reference materials.

Dozens of compounds representing many different classes of fungicides, herbicides, and plant growth regulators were screened for. This document lists all analytes detected in the Chemical Residue Screen.

Findings

Analyte Name	CAS #	Amount In Sample	PASS/FAIL	WA State Action Level	Analyte Name	CAS #	Amount In Sample	PASS/FAIL	WA State Action Level
(sum) Spinosads	NA	NOT DETECTED	PASS	0.20 ppm	Diazinon	333-41-5	NOT DETECTED	PASS	0.20 ppm
(sum) Permethrins	NA	NOT DETECTED	PASS	0.20 ppm	Dichlorvos	62-73-7	NOT DETECTED	PASS	0.10 ppm
Abamectin B1a	71751-41-2	NOT DETECTED	PASS	0.50 ppm	Dimethoate	60-51-5	NOT DETECTED	PASS	0.20 ppm
Acephate	30560-19-1	NOT DETECTED	PASS	0.40 ppm	Ethoprophos	13194-48-4	NOT DETECTED	PASS	0.20 ppm
Acetamiprid	135410-20-7	NOT DETECTED	PASS	0.20 ppm	Etofenprox	80844-07-1	NOT DETECTED	PASS	0.40 ppm
Aldicarb	116-06-3	NOT DETECTED	PASS	0.40 ppm	Etoxazole	153233-91-1	NOT DETECTED	PASS	0.20 ppm
Azoxystrobin	131860-33-8	NOT DETECTED	PASS	0.20 ppm	Fenoxycarb	72490-01-8	NOT DETECTED	PASS	0.20 ppm
Bifenazate	149877-41-8	NOT DETECTED	PASS	0.20 ppm	Fenpyroximate	134098-61-6	NOT DETECTED	PASS	0.40 ppm
Bifenthrin	82657-04-3	NOT DETECTED	PASS	0.20 ppm	Fipronil	120068-37-3	NOT DETECTED	PASS	0.40 ppm
Boscalid	188425-85-6	NOT DETECTED	PASS	0.40 ppm	Flonicamid	158062-67-0	NOT DETECTED	PASS	1.00 ppm
Carbaryl	63-25-2	NOT DETECTED	PASS	0.20 ppm	Fludioxonil	131341-86-1	NOT DETECTED	PASS	0.40 ppm
Carbofuran	1563-66-2	NOT DETECTED	PASS	0.20 ppm	Hexythiazox	78587-05-0	NOT DETECTED	PASS	1.00 ppm
Chlorantraniliprole	500008-45-7	NOT DETECTED	PASS	0.20 ppm	Imazalil	35554-44-0	NOT DETECTED	PASS	0.20 ppm
Chloromequat	7003-89-6	NOT DETECTED	PASS	0.10 ppm	Imidacloprid	138261-41-3	NOT DETECTED	PASS	0.40 ppm
Chlorpyrifos	2921-88-2	NOT DETECTED	PASS	0.20 ppm	Kresoxim-methyl	143390-89-0	NOT DETECTED	PASS	0.40 ppm
cis-Permethrin	52645-53-1	NOT DETECTED	PASS	0.20 ppm	Malathion	121-75-5	NOT DETECTED	PASS	0.20 ppm
Clofentezine	74115-24-5	NOT DETECTED	PASS	0.20 ppm	Metalaxyl	57837-19-1	NOT DETECTED	PASS	0.20 ppm
Daminozide	1596-84-5	NOT DETECTED	PASS	1.00 ppm	Methiocarb	2032-65-7	NOT DETECTED	PASS	0.20 ppm

* Greater than lower limit of detection (>LLOD) and less than lower limit of quantification (<LLOQ) . Applies to instances when the analyte has been detected and positively identified, but the concentration is lower than we can accurately quantify. Specifically: signal to noise ratio greater than 3 and signal less than calibration. LLOD is ~0.001 ppm for most analytes, LLOQ is ~0.01 for most analytes. Number shown is lower end of calibration (LLOQ).

** Greater than upper limit of quantification (>ULOQ). Applies to instances when the analyte concentration in the sample is greater than we can accurately measure without additional testing. Number shown is upper end of calibration (ULOQ).

These testing results are certified by scientific examination of a single sample provided by the Producer/Processor. Confidence Analytics and its agents did not observe or participate in the sample selection process, and cannot confirm the authenticity of the sample or its representativeness of the associated lot/batch. The sample, as received, was homogenized before subsamples were drawn for specific analyses. This report is supplemental to any other reports with the same analytic sample number.

THCmax (a.k.a. Total THC) = d9-THC + (THC-A * 0.877)
CBDmax (a.k.a. Total CBD) = CBD + (CBD-A * 0.877)
Total Cannabinoid is a raw sum of all measured cannabinoids
In Traceability, Total Cannabinoid is a sum of THCmax and CBDmax
Figures may differ slightly from traceability due to rounding

ND = Not Detected
NE = Not Examined
Unk = Unknown

Analytical Methods Used
Cannabinoids: HPLC-UV
Microbial: Plate Counting
Terpenes: HS-GC-FID
Solvents: HS-GC-MS

Trace Residue: UHPLC-MS/MS
Water Activity: HYGROMER®
Page 3 of 4





Confidence Analytics

Cannabis Analytics and Research Specialists
WSLCCB License # 0003 | 14797 NE 95th St, Redmond, WA 98052 | (206) 743-8843 | info@conflabs.com
Certified For: Cannabinoids | Microbiologicals | Mycotoxins | Foreign Matter | Moisture | Terpenes | Residual Solvents | Pesticides
Chemical Residue Screen

Official Test Results for Laboratory Sample # 8012385

Origination: Apothecary Rx **UPI #:** **Inventory #:** 210123BS006
Strain: White Walker **License #:** **QA #:** 210123BS006
Type: Flower **Harvest Date:** Unknown
Address: 4920 Atlanta Highway **Date of Receipt:** 2021-01-23 **Approved By:** N. Mosely, CEO
Alpharetta, GA 30004 **Date of Testing:** 2021-01-23 S. Stevens, LDR



Chemical Residue Screen - Test Report



Cannabis samples were homogenized and extracted using a custom protocol. Instrumental analysis was performed with UHPLC-MS/MS (tandem quadrupole). Target compounds were identified by matching to Certified Reference Materials. Ion-selective detection (multiple reaction monitoring, or MRM) was used to ensure that precursor and product ions of the correct masses co-eluted and were observed in ratios matching those for the reference materials.

Dozens of compounds representing many different classes of fungicides, herbicides, and plant growth regulators were screened for. This document lists all analytes detected in the Chemical Residue Screen.

Findings

Analyte Name	CAS #	Amount In Sample	PASS/FAIL	WA State Action Level	Analyte Name	CAS #	Amount In Sample	PASS/FAIL	WA State Action Level
Methomyl	16752-77-5	NOT DETECTED	PASS	0.40 ppm	Thiacloprid	111988-49-9	NOT DETECTED	PASS	0.20 ppm
Myclobutanil	88671-89-0	NOT DETECTED	PASS	0.20 ppm	Thiamethoxam	153719-23-4	NOT DETECTED	PASS	0.20 ppm
Naled	300-76-5	NOT DETECTED	PASS	0.50 ppm	trans-Permethrin	52645-53-2	NOT DETECTED	PASS	0.20 ppm
Oxamyl	23135-22-0	NOT DETECTED	PASS	1.00 ppm	Trifloxystrobin	141517-21-7	NOT DETECTED	PASS	0.20 ppm
Paclitubtrazol	76738-62-0	NOT DETECTED	PASS	0.40 ppm	Uniconazole	83657-22-1	NOT DETECTED	PASS	0.10 ppm
Phosemet (Imidan)	732-11-6	NOT DETECTED	PASS	0.20 ppm					
Piperonyl Butoxide	51-03-6	NOT DETECTED	NA	NA					
Prallethrin	23031-36-9	NOT DETECTED	PASS	0.20 ppm					
Propiconazole	60207-90-1	NOT DETECTED	PASS	0.40 ppm					
Propoxur	114-26-1	NOT DETECTED	PASS	0.20 ppm					
Pyrethrin I	8003-34-7	NOT DETECTED	NA	NA					
Pyridaben	96489-71-3	NOT DETECTED	PASS	0.20 ppm					
Spinosad A	168316-95-8	NOT DETECTED	PASS	0.20 ppm					
Spinosad D	168316-95-9	NOT DETECTED	PASS	0.20 ppm					
Spiromesifen	283594-90-1	NOT DETECTED	PASS	0.20 ppm					
Spirotetramat	203313-25-1	NOT DETECTED	PASS	0.20 ppm					
Spiroxamine	118134-30-8	NOT DETECTED	PASS	0.40 ppm					
Tebuconazole	80443-41-0	NOT DETECTED	PASS	0.40 ppm					

* Greater than lower limit of detection (>LLOD) and less than lower limit of quantification (<LLOQ) . Applies to instances when the analyte has been detected and positively identified, but the concentration is lower than we can accurately quantify. Specifically: signal to noise ratio greater than 3 and signal less than calibration. LLOD is ~0.001 ppm for most analytes, LLOQ is ~0.01 for most analytes. Number shown is lower end of calibration (LLOQ).

** Greater than upper limit of quantification (>ULOQ). Applies to instances when the analyte concentration in the sample is greater than we can accurately measure without additional testing. Number shown is upper end of calibration (ULOQ).

These testing results are certified by scientific examination of a single sample provided by the Producer/Processor. Confidence Analytics and its agents did not observe or participate in the sample selection process, and cannot confirm the authenticity of the sample or its representativeness of the associated lot/batch. The sample, as received, was homogenized before subsamples were drawn for specific analyses. This report is supplemental to any other reports with the same analytic sample number.

THCmax (a.k.a. Total THC) = d9-THC + (THC-A * 0.877)
CBDmax (a.k.a. Total CBD) = CBD + (CBD-A * 0.877)
Total Cannabinoid is a raw sum of all measured cannabinoids
In Traceability, Total Cannabinoid is a sum of THCmax and CBDmax
Figures may differ slightly from traceability due to rounding

ND = Not Detected
NE = Not Examined
Unk = Unknown

Analytical Methods Used
Cannabinoids: HPLC-UV
Microbial: Plate Counting
Terpenes: HS-GC-FID
Solvents: HS-GC-MS

Trace Residue: UHPLC-MS/MS
Water Activity: HYGROMER®
Page 4 of 4



Medicine Creek Analytics Certificate of Analysis

3700 Pacific HWY E, Ste 400, Fife, WA 98424
 WA State I502 Certification 0018 | ISO 17025 91428 | Accreditation #91428



Sample: **8012385**

#COC/INVOICE: **4082**

Laboratory ID 210124-009	Matrix Flower	Batch ID	Inventory ID
Tested for Confidence Analytics	Address 14797 NE 95th St Redmond, WA 98052		License 3
Received 01/25/2021		Reported 01/28/2021	

Analyses executed **MET**

MET - Heavy Metals Detection Analysis

Analyzed **Jan 28, 2021** | Instrument **ICP-MS**

Analyte	LOD ug/5g	LOQ ug/5g	Result ug/5g	WRL ug/5g	Analyte	LOD ug/5g	LOQ ug/5g	Result ug/5g	WRL ug/5g
Arsenic (As)	0.02	0.06	ND	10	Cadmium (Cd)	0.01	0.04	ND	4.1
Lead (Pb)	0.01	0.02	ND	6	Mercury (Hg)	0.02	0.07	ND	2



NR Not Reported
ND Not Detected
<LOD Below Lod
NT Not Tested
LOD Limit of Detection
LOQ Limit of Quantification
DET Detected below quantitation limit
CFU/g Colony Forming Units per 1 gram
TNTC Too Numerous to Count
mg/g Milligrams per gram
ppm Parts per million
WRL Washington Regulatory Limit

Authorized Signature

Kyle Shelton

Kyle Shelton
 Lab Manager
 01/28/2021



*This report shall not be reproduced except in full, without the written approval of the lab. This report is for informational purposes only and should not be used to diagnose, treat or prevent any disease. Results are only for samples and batches indicated. Measurement uncertainties available upon request. Reporting limits available upon request. Results are valid for 6 months from date reported, unless otherwise indicated.