




BELGARD
PAVES THE WAY



SHOP BY COLLECTION



METROPOLITAN

Smooth finish. Straight lines.

Artforms™ Panel System.....p. 12
Pavers.....p. 18
Walls.....p. 72



NATURAL

Look of slate and worn stone. Sculpted.

Pavers.....p. 36
Walls.....p. 80
Features.....p. 102



HERITAGE

Antiqued. Tumbled.

Pavers.....p. 48
Walls.....p. 82
Features.....p. 110

LEGACY

Soft edges. Split face.

Pavers.....p. 50
Walls.....p. 88
Features.....p. 98



PORCELAIN

High-definition.
Unbeatable durability.

Pavers.....p. 60
Features.....p. 100



ENVIRONMENTAL

Permeable. Eco-Friendly.


Pavers.....p. 56

SHOP BY APPLICATION



14 PAVERS

Metropolitan.....	p. 18
Natural.....	p. 36
Heritage.....	p. 48
Legacy.....	p. 50
Environmental.....	p. 56
Porcelain.....	p. 60



70 WALLS

Metropolitan.....	p. 72
Natural.....	p. 80
Heritage.....	p. 82
Legacy.....	p. 88




96 CUSTOMIZE YOUR SPACE

Artforms™ Panel System.....	p. 12
Caps & Coping.....	p. 98
Curbs & Edgers.....	p. 102
Steps.....	p. 104
Fire Features.....	p. 106
Jointing Sands.....	p. 116
Pedestal Systems.....	p. 118

YOUR NEW OUTDOOR ROOM AWAITS


You've been dreaming about it. Get inspiration. Get design tips. Then, get ready to start living!



Composite Decking



Outdoor Room



TERRARIUM



MARIGOLD



JETSET

- Living
- Office
- Kitchen
- Dining
- Garden
- Decking

Belgard.com/Rooms

Accents



Planter





NATURAL FIRE PIT LIVING ROOM 3C

BELGARD ROOMS

BROUGHT TO YOU BY
BELGARD DESIGN STUDIO


SHOP BY ROOM

A NEW WAY TO DESIGN YOUR SPACE

With over 100 designs to choose from, Belgard Rooms can help you plan the ideal backyard addition. Choose from a variety of room sizes, styles and design features. Each room is designed to work alone or seamlessly pair with other rooms within the portfolio. For total backyard transformations, browse our library of beautifully coordinated Multi-Room Spaces.

VIEW THE GALLERY AND BROWSE ANIMATED TOURS AT Belgard.com/Rooms

SEE ROOMS
COME TO LIFE



METROPOLITAN OFFICE SPACE 3A



NATURAL KITCHEN 5A



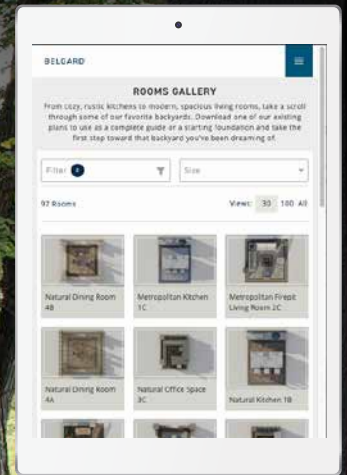
NATURAL DINING ROOM 1A



METROPOLITAN KITCHEN 10A

BROWSE.
PICK.
CLICK.

Our full portfolio of room designs can help bring your vision to life.



design tip

Your contractor can work with the Belgard Design Studio to adjust product selections and room features to fit your personal needs.

COLOUR

2022



JETSET

Belgard's Colour of the Year

Jetset is an energizing hue, full of optimism and the promise of a glorious day.

Keep the surrounding space in mind when choosing hardscape colours. Monochromatic and neutral tones can create a sleek, contemporary look. Whereas, contrasting hues work well for creating intricate eye-catching designs. Accessorize with our colour of the year to complete your space.



2020



TERRARIUM

2021



MARIGOLD

Our previous colours of the year will still be seen in this year's accessory colour palette. For a more subdued look, pull from the soft greens of 2020. For an energized feel, sprinkle in pops of Marigold.

TEXTURE

Texture plays an integral role in outdoor living design. The textures chosen can add a dimensional aspect, a time-worn aesthetic or an element of sophistication.



SLATE / RUSTIC



COBBLED



SMOOTH / GRANA



STANDARD



TUMBLED

SCALE

Depending on the design goals, the shape and size of a paver can help make an outdoor space look more cozy, more open and contemporary, or more in harmony with the surrounding environment.



4" X 8"
HOLLAND STONE



6" X 12"
DIMENSIONS™



15 3/8" X 11 1/4"
MEGA-ARBEL®



4" X 18"
MODULINE SERIES®



15 3/4" X 23 3/4"
TURFSTONE™

OUR DURABILITY PROMISE.



COLOUR TECHNOLOGY


PAVERS WITHOUT TEXTUREGUARD

To find out what's available with TextureGuard, look for this icon on select product pages.



TEXTUREGUARD™

Extends Paver Life



WHAT IS TEXTUREGUARD?

TextureGuard fuses a top layer of rich pigments with Belgard's core colour process. The result is a paver with a richness and purity of colour that's sleek and vibrant. With a base of coarser aggregates for a strong foundation and a top layer of wear resistant finer aggregates, you have a product with unparalleled colour vibrancy that will stand the test of time. That's the TextureGuard difference.



VISIT Belgard.com TO LEARN MORE ABOUT HOW TO PROTECT YOUR PAVERS.



METROPOLITAN



NATURAL



HERITAGE


COLLECTIONS

BY BELGARD®

Organized by texture and style, each collection offers coordinated looks that pair well together or can be mixed and matched for a unique design.



LEGACY



ENVIRONMENTAL



PORCELAIN



METROPOLITAN
COLLECTION



ARTFORMS™

Artforms simplifies the design of contemporary outdoor living spaces. This unique modular panel system offers sleek lines and rich colour blends to create eye-catching outdoor kitchens and limitless outdoor living features.



VISIT [Beldgard.com/Artforms](https://Belgard.com/Artforms)
FOR MORE INSPIRATION



GREY



CHARCOAL

6 x 36

18 x 36





LEGACY

- 50**
Cobble
- 51**
Exposed Slab
- 52**
Holland Stone
- 54**
Hydrapressed Slab



METROPOLITAN

- 18**
Dimensions™ 6
- 20**
Dimensions™ 12
- 22**
Dimensions™ 18
- 24**
Dimensions™ Accents
- 26**
Belgravia Smooth
- 27**
Galiano Slab
- 28**
Kingston Smooth
- 29**
Moduline Series®
- 30**
River Rock Grana
- 32**
VS5-108



NATURAL

- 36**
Origins™ 12
- 38**
Belgravia Slate Slab
- 39**
Bonneville Plank
- 40**
Mega-Arbel®
- 41**
Mega-Libre®
- 42**
River Rock
- 44**
Quadral Slab
- 45**
Saranak Slab
- 46**
Sedona Portage Slab
- HERITAGE**
- 48**
Roman Euro

ENVIRONMENTAL

- 56**
Aqua Roc™
- 57**
Eco Dublin®
- 58**
SF Rima™
- 59**
Turfstone™


PORCELAIN

- 60**
Aristokrat™ Series
- 62**
Aristokrat™ Encore
- 64**
Ardesie
- 65**
Na.Me
- 66**
Noon
- 68**
Stones 2.0

PORCELAIN PAVER LEGEND



slate • smooth • tumbled



PAVERS & SLABS




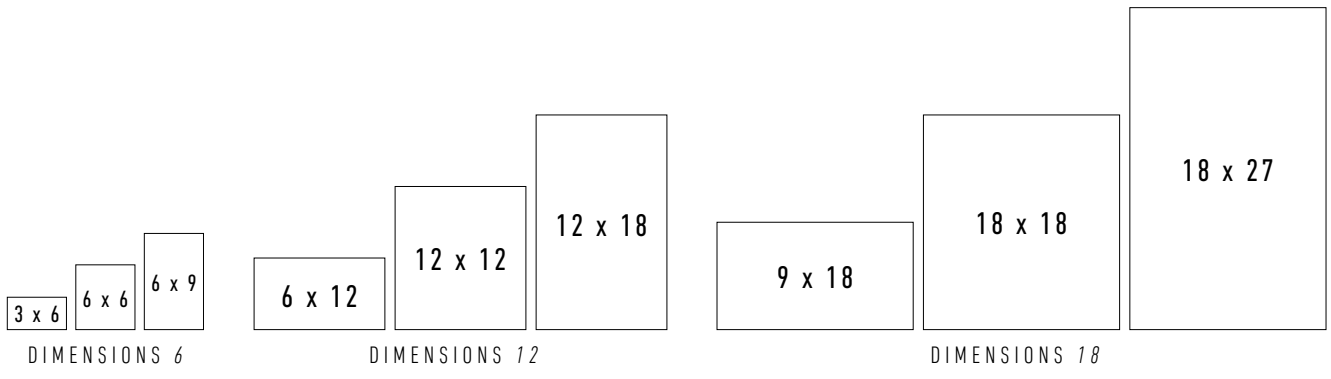
METROPOLITAN
COLLECTION



DIMENSIONS™

Simplify design and installation with modular Dimensions pavers. Dimensions are sized in true 3" increments and can be easily paired with Origins (page 34) to add a contrasting texture to your design.

VISIT [Beldgard.com/Simple](http://Belgard.com/Simple)
FOR MORE INSPIRATION






TEXTUREGUARD™
Unmatched Durability

Please refer to page 9
for more information.

DIMENSIONS 6™

PAVER / 60MM



3 x 6"
76 x 152mm

6 x 6"
152 x 152mm

6 x 9"
152 x 230mm



Images shown are pairing Dimensions 6 with Dimensions 12



CHARCOAL



GREY



 MOUNTAIN ASH



 TOFINO GREY



VICTORIAN



 **TEXTUREGUARD™**
Unmatched Durability
*Please refer to page 9
for more information.*

DIMENSIONS™ 12

PAVER & SLAB / 60MM



6 x 12"
152 x 305mm

12 x 12"
305 x 305mm


12 x 18"
305 x 457mm



CHARCOAL



GREY



 MOUNTAIN ASH



 TOFINO GREY



VICTORIAN





TEXTUREGUARD™
Unmatched Durability

Please refer to page 9
for more information.

DIMENSIONS™ 18

SLAB / 60MM



9 x 18"
230 x 457mm

18 x 18"
457 x 457mm

18 x 27"
685 x 457mm



CHARCOAL



GREY



 MOUNTAIN ASH



 TOFINO GREY



VICTORIAN








TEXTUREGUARD™
Unmatched Durability

Please refer to page 9
for more information.

DIMENSIONS™

SLAB & ACCENT / 60MM



12 x 24"
305 x 610mm

6 x 12"
152 x 305mm


NEW 3 x 9"
76 x 230mm



CHARCOAL



GREY



 MOUNTAIN ASH



 TOFINO GREY



VICTORIAN





BELGRAVIA SMOOTH

SLAB / 45MM



**Not available in 450 x 450*



CHARCOAL



GREY



VICTORIAN*

12 x 24"
300 x 600mm

17.7 x 17.7"
450 x 450mm

24 x 24"
600 x 600mm

GALIANO

SLAB / 50MM



 MOUNTAIN ASH



 TOFINO GREY

 **TEXTUREGUARD™**
Unmatched Durability
*Please refer to page 9
for more information.*

12 x 24"
300 x 600mm

24 x 24"
600 x 600mm



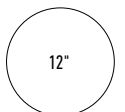
KINGSTON SMOOTH

SLAB / 41MM



GREY

7.6 x 15.4"
194 x 391mm



12"

MODULINE SERIES®

PAVER / 100MM



**Only stocked in 4 x 18 **Special order*



CHARCOAL*



GREY*



RUSTIC**



VICTORIAN**

4 x 18" | 101 x 457mm

4 x 24" | 101 x 603mm

12 x 24"
300 x 603mm




TEXTUREGUARD™
Unmatched Durability

Please refer to page 9
for more information.

RIVER ROCK GRANA

PAVER / 80MM



5.7 x 11.4"
140 x 290mm

11.4 x 11.4"
290 x 290mm

11.4 x 17.1"
290 x 435mm

5.7 x 11.4"
140 x 290mm

Border/Accent

NEW



CHARCOAL



 MOUNTAIN ASH




 TOFINO GREY



VICTORIAN







SPECIAL ORDER

VS5-108

PAVER / 108MM



*Swatches represent product colour only, not shape or surface texture.



CHARCOAL



DARK GREY



DESERT BUFF



GREY



RUSTIC*



MOUNTAIN ASH*



TOFINO GREY*

3 x 12"
75 x 300mm

6 x 12"
150 x 300mm

12 x 12"
300 x 300mm


12 x 24"
300 x 600mm

 **TEXTUREGUARD™**
Unmatched Durability
Please refer to page 9
for more information.

FINISH YOUR SPACE

For a cohesive look, add walls or finishing touches to your space with these coordinating products from the **Metropolitan Collection**.

WALLS



AB METROPOLITAN™ PG. 72



MELVILLE TANDEM™ PG. 74




ZENWALL™ PG. 78

FEATURES



ARTFORMS™ PG. 12



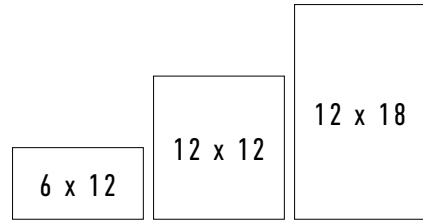
NATURAL
COLLECTION 



ORIGINS™

Simplify design and installation with modular Origins pavers. Origins are sized in true 3" increments and can be easily paired with Dimensions (page 16) to add a contrasting texture to your design.

VISIT [Beldgard.com/Simple](http://Belgard.com/Simple)
FOR MORE INSPIRATION



ORIGINS 12



 **TEXTUREGUARD™**
Unmatched Durability
*Please refer to page 9
for more information.*

ORIGINS™ 12

PAVER / 60MM



6 x 12"
152 x 305mm

12 x 12"
305 x 305mm

12 x 18"
305 x 457mm

**Swatches represent product colour only, not shape or surface texture.*



CHARCOAL



 MOUNTAIN ASH*



 TOFINO GREY*



VICTORIAN







BELGRAVIA SLATE

SLAB / 45MM



CHARCOAL

17.7 x 17.7"
450 x 450mm

24 x 24"
600 x 600mm

BONNEVILLE™

PLANK / 60MM



CHARCOAL



CANYON BROWN


24 x 8"
600 x 200mm





MEGA-ARBEL®

PAVER / 80MM



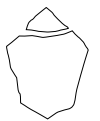
CHARCOAL



RUSTIC



VICTORIAN



15 x 21"
390 x 532mm

MEGA-LIBRE®

PAVER / 60MM



CHARCOAL



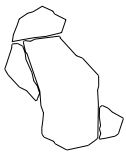
RUSTIC



VICTORIAN



15 x 22"
390 x 563mm



15.5 x 30"
393 x 756mm



TEXTUREGUARD™
Unmatched Durability

Please refer to page 9
for more information.

RIVER ROCK

PAVER / 80MM



5.7 x 11.4"
140 x 290mm

11.4 x 11.4"
290 x 290mm

11.4 x 17.1"
290 x 435mm

5.7 x 11.4"
140 x 290mm

Border/Accent

NEW

*Swatches represent product colour only, not shape or surface texture. ZenWall fire pit insert not available



CHARCOAL



 MOUNTAIN ASH*



 TOFINO GREY*



VICTORIAN





QUADRAL

SLAB / 50MM



EARTH BLEND



SHADOW BLEND

16 x 16"
400 x 400mm

SARANAK

SLAB / 50MM



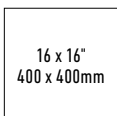
EARTH BLEND



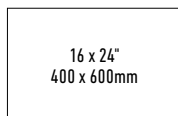
GRAPHITE



SHADOW BLEND



16 x 16"
400 x 400mm



16 x 24"
400 x 600mm






SEDONA PORTAGE

SLAB / 43MM



BROWN



CHARCOAL



FINISH YOUR SPACE

For a cohesive look, add walls or finishing touches to your space with these coordinating products from the **Natural Collection**.

WALLS



ASHLAR TANDEM™ PG. 80


FEATURES



BORDEAUX™ SERIES PG. 106



BRISTOL™ SERIES PG. 108



LANDINGS™ STEP UNIT PG. 104



ROMAN EURO

PAVER / 60MM



Also available in Aspen Grey. Roman Euro Circle Kit is offered complete with all the pavers needed to lay out approximately 1 - 8.5' circle or 2 - 5' circles.



CHARCOAL



RUSTIC



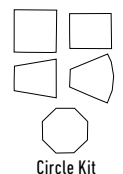
VICTORIAN

4 x 8"
100 x 200mm

6 x 6
150 x 150mm

6 x 7"
150 x 175mm


6 x 9"
150 x 225mm



FINISH YOUR SPACE

For a cohesive look, add walls or finishing touches to your space with these coordinating products from the **Heritage Collection**.

WALLS



AB EUROPA® PG. 82



BELTIS WALL PG. 84



WESTON STONE™ PG. 86

FEATURES



BRIGHTON™ FIREPLACE PG. 110



BELTIS FIRE PIT KIT PG. 112



WESTON STONE™ FIRE PIT KIT PG. 113

COBBLE

PAVER / 60MM



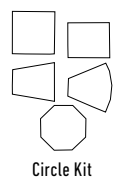
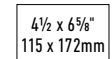
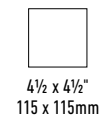
Cobble Circle Kit comes complete with all the pavers needed to lay out approximately 1 - 7' circle or 2 - 5' circles.



CHARCOAL



RUSTIC

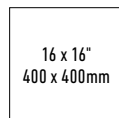
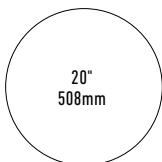


EXPOSED

SLAB / 45MM



EXPOSED



HOLLAND STONE

PAVER / 60MM / 80MM*



4 x 4"
100 x 100mm



4 x 8"
100 x 200mm

8 x 8"
200 x 200mm

12 x 12"
300 x 300mm

*80mm only available in 4 x 8 and 4 x 8 herringbone pattern. **Special order



CHARCOAL



GREY



RED**



RUSTIC



VICTORIAN








HYDRAPRESSED

SLAB / 45MM




SLATE CHARCOAL



ATHEN SQUARE
CHARCOAL



RUNDLE SLAB
CHARCOAL



DIAMOND

24 x 24"
600 x 600mm

24 x 30"
600 x 750mm

24 x 24"
600 x 600mm

24 x 30"
600 x 750mm

FINISH YOUR SPACE

For a cohesive look, add walls or finishing touches to your space with these coordinating products from the **Legacy Collection**.


WALLS



AB® COLLECTION PG. 88



PISA2® PG. 91



STACKSTONE® PG. 94

FEATURES



MARINA™ COPING PG. 98



I-CON EDGER PG. 103



STACKSTONE® FIRE PIT KIT PG. 114



SPECIAL
ORDER

AQUA ROC™

PERMEABLE PAVER / 80MM



DARK CHARCOAL



GREY



VICTORIAN

4½ x 9"
114 x 230mm

ECO DUBLIN[®]



PERMEABLE PAVER / 80MM



**Swatches represent product colour only, not surface texture or shape.*



CHARCOAL*



GREY



RUSTIC*



VICTORIAN

3.5 x 7"
88 x 175mm

7 x 7"
175 x 175mm

7 x 10"
175 x 261mm



SF RIMA™

PERMEABLE PAVER / 80MM



CHARCOAL



GREY

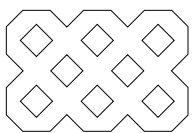
9.4 x 9.4"
240 x 240mm

TURFSTONE™

PERMEABLE PAVER / 80MM



GREY



24 x 16
600 x 400mm

PORCELAIN
COLLECTION

PORCELAIN PAVER LEGEND



UNIFORM
APPEARANCE



SLIGHT
VARIATION



MODERATE
VARIATION



SUBSTANTIAL
VARIATION



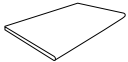
SOLAR
REFLECTIVITY
INDEX (SRI)

ARISTOKRAT™ SERIES




23.5 x 23.5"
598 x 598mm

23.5 x 47.25"
598 x 1200mm



11.75 x 23.5"
298 x 598mm*

*Only available in
Dover Grey & Onyx



ARCTIC MIST



BLACKSTONE



BLUESTONE



CARRARA
MARBLE



v4 40 **CASCADE GRANITE**



v4 56 **COFFEE CREAM**



v2 33 **DOVER GREY**



v4 39 **GLACIER GRANITE**




v2 17 **ONYX**



v4 32 **PACIFIC COAST GRANITE**



v4 54 **SIENNA TRAVERTINE**



v3 **SALT AND PEPPER**



v3 **TUSCAN TRAVERTINE**




NEW **ARISTOKRAT™**
ENCORE



23.5 x 23.5"
598 x 598mm



ARDEZYA BLACK



ARDEZYA GREY



BAZALT BLACK



BAZALT GREY




v4 LUNA ASH



v4 LUNA MID-GREY



v3 ONDA ANTHRACITE



v3 ONDA PEARL





ARDESIE

STONE FINISH



v4
AFRICAN STONE
AD 03 NAT

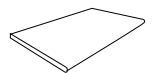


v3
BLACK REEF
AD 04 NAT



v3
VULCAN
AD 05 NAT


23.5 x 23.5"
598 x 598mm




UNICO

NAME

STONE FINISH



v2
LUMNEZIA
NE 21 ST



v2
GRIS BELGE
NE 31 ST

23.5 x 23.5"
598 x 598mm



NOON

WOOD FINISH



8 x 48"
194 x 1194mm

MIRAGE
Porcelain Design Sustainability



v4 DAYLIGHT
NN 01 ST



v4 EMBER
NN 02 ST



v3 HONEY
NN 03 ST





STONES 2.0

STONE FINISH



  **CHAMBROD**
SO 05 ST

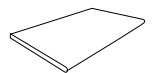


 **PIERRE BLEUE**
SO 10 ST



 **PIERRE BLEUE SABLÉE**
SO 11 ST

23½ x 23½"
598 x 598mm




UNICO

FINISH YOUR SPACE

For a cohesive look, add finishing touches to your space with this coordinating product from the **Porcelain Collection**.

UNICO



UNICO PG. 100





METROPOLITAN

72
AB Metropolitan™

74
Melville Tandem™ Long

76
SienaEdge™

78
ZenWall™

NATURAL

80
Ashlar Tandem™

HERITAGE

82
AB Europa®

84
Beltis & Mini Beltis Wall

86
Weston Stone™

LEGACY

88
AB® Collection

90
CornerStone®

91
Pisa2®

92
SienaStone®

94
StackStone®

95
Versa-Lok®

freestanding • retaining • garden



WALLS

AB METROPOLITAN™

RETAINING WALL



18 x 12 x 8"
460 x 300 x 200mm

See cap and corner on page 137



GRANVILLE GREY



ROCKY MOUNTAIN



SILVERADO



COORDINATING
CAP AVAILABLE



TEXTUREGUARD™
Unmatched Durability

*Please refer to page 9 for
more information.*

MEVILLE TANDEM™

LONG

FREESTANDING / RETAINING WALL



23.75 x 7.06 x 2.63"
603 x 180 x 67mm

*See cap and construction
pieces on page 138*

NOTE: Images shown include multiple Melville Tandem sizes. Only Long is available at this time.



CHARCOAL



GREY



 MOUNTAIN ASH



 TOFINO GREY




VICTORIAN





SIENAEDGE™

FREESTANDING / GARDEN WALL



39 x 11.5 x 7"
1000 x 290 x 180mm

See corner/coping on page 139



CHARCOAL




GREY



ZENWALL™

GARDEN WALL



13 x 8.85 x 3"
325 x 225 x 75mm

See cap and corner on page 140



CHARCOAL



GREY



IG
LABLE



ASHLAR TANDEM™

FREESTANDING / RETAINING WALL



COORDINATING
CAP AVAILABLE

13 $\frac{3}{8}$ x 3 x 7"
347 x 76.2 x 177mm

15 $\frac{1}{2}$ x 3 x 7"
398 x 76.2 x 177mm

18 x 3 x 7"
457 x 76.2 x 177mm

See cap and construction pieces on page 80



CHARCOAL



RUSTIC



VICTORIAN





AB EUROPA®

RETAINING WALL



18 x 10½ x 8"
460 x 265 x 200mm

See cap and corner on page 136

*Only available in Manitoba



ROCKY MOUNTAIN



SILVERADO*





COORDINATING
CORNER AVAILABLE



BELTIS & MINI BELTIS

GARDEN WALL



9 x 5 x 3"
229 x 127 x 76mm

11.5 x 7.3 x 4"
293 x 185 x 100mm



EARTH BLEND



SHADOW BLEND





WESTON STONE™

GARDEN WALL



12 x 8 x 4"
300 x 200 x 100mm



CHARCOAL



RUSTIC



VICTORIAN





AB™
COLLECTION
RETAINING WALL



COORDINATING
CAP AVAILABLE


Also available in Silverado *Only available in Manitoba

18 x 12 x 8"
460 x 300 x 200mm

9 x 9.5 x 8"
230 x 240 x 200mm

18 x 12 x 4"
460 x 300 x 100mm

See caps and corners on page 136



CHARCOAL




GREY



MANITOBA STONE*



ROCKY MOUNTAIN



COORDINATING
CORNER AVAILABLE






ONLY AVAILABLE IN
ALBERTA

CORNERSTONE[®]

RETAINING WALL



COORDINATING
CAP AVAILABLE

COORDINATING
CORNER AVAILABLE



CHARCOAL



GREY





RUSTIC

18 x 12 x 8"
460 x 300 x 200mm

See caps and corner on page 138

PISA2[®]

RETAINING WALL



CHARCOAL



RUSTIC



VICTORIAN

8 x 12 x 6"
200 x 300 x 150mm

See tight radius unit, caps and corner on page 138



SIENASTONE®

RETAINING WALL



39 x 13 x 7 7/8"
1000 x 333 x 185mm

39 x 20 x 7 7/8"
1000 x 500 x 185mm

39 x 36 x 7 7/8"
1000 x 925 x 185mm

See cap, corner and
curved unit on page 139



CHARCOAL



GREY






COORDINATING
CAP AVAILABLE





STACKSTONE[®]

GARDEN WALL



CHARCOAL



RUSTIC



VICTORIAN

See cap, corner and
tight radius unit on page 139

8 x 8 x 4"
200 x 200 x 100mm


VERSA-LOK[®]

RETAINING WALL

ONLY AVAILABLE IN
SASKATCHEWAN & MANITOBA



CHARCOAL



GREY/CHARCOAL BLEND




BEIGE/CHARCOAL BLEND

16 x 12 x 6"
406 x 300 x 153mm

See cap on page 140





CAPS & COPING

- 98**
Marina™ Coping
- 100**
Unico Coping

CURBS & EDGERS

- 102**
Stratus® Edger
- 103**
I-Con Edger

STEPS

- 104**
Landings™ Step Unit

FIRE FEATURES

- 106**
Bordeaux™ Series
- 108**
Bristol™ Series
- 110**
Brighton™ Series
- 112**
Beltis Fire Pit Kit
- 113**
Weston Stone™
Fire Pit Kit
- 114**
StackStone® Fire Pit Kit

JOINTING SANDS

- 116**

PEDESTAL SYSTEMS

- 118**

accents • features • accessories



CUSTOMIZE YOUR SPACE

NEW MARINA™
COPING / 60MM



5¹⁵/₁₆ x 11¹³/₁₆"
150 x 300mm

* Only available in Manitoba & Saskatchewan
** Not available in Manitoba & Saskatchewan



CHARCOAL



MIDNIGHT*

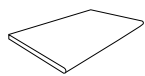



VICTORIAN**



UNICO

COPING / 20MM



13 x 23.5"
330 x 598mm

ARDESIE



AFRICAN STONE
AD 03 NAT



BLACK REEF
AD 04 NAT



VULCAN
AD 05 NAT



STONES 2.0



  **CHAMBROD**
SO 05 ST



 **PIERRE BLEUE**
SO 10 ST




 **PIERRE BLEUE SABLÉE**
SO 11 ST





STRATUS[®]

EDGER / 80MM



SHADOW BLEND

12 x 3"
300 x 80mm

I-CON

EDGER / 100MM



CHARCOAL




GREY

12 x 3.5"
300 x 93mm




LANDINGS™

STEP UNIT



48 x 18 x 6
1219 x 457 x 152mm

** Only available in Manitoba*



BLU STONE*



CHARCOAL



GREY



MOONLIGHT*




TAN*





BORDEAUX™ SERIES

KITCHEN & FIRE FEATURES



SIENNA / BUFF



PEWTER / MIDNIGHT



SIENNA / MIDNIGHT

PLEASE NOTE: All of our fireplaces and fire pits come standard as wood-burning units. However, our fireplaces and fire pits can be retro-fitted for gas burning log sets and burners. Please contact us for more details at 877-235-4273.

Be sure to check with your local municipality for any codes that may affect your installation. Grill island includes stainless steel grill and door set. Grill is available in propane or natural gas. Must be specified when placing order.



**Product image represents dimensions and shape, not surface texture.*



GRILL ISLAND
2'6"D X 5'11"W X 3'5"H
(Grill and doors included)




FIREPLACE
2'7"D X 4'3"W X 7'8"H
*Also available in XL:
Approximately 9 ft. tall*



WOOD BOXES
2'1½"D X 3'3"W X 3'1"H EACH
*Sold as a pair
Also available in XL*



LINEAR FIRE TABLE
2'11"D X 6'2"W X 2'5"H



LINEAR FIREPLACE*
3'6½"D X 7'8"W X 4'5¼"H



BRISTOL™ SERIES

KITCHEN & FIRE FEATURES



GASCONY TAN / ASHBURY HAZE



COTSWOLD MIST / BROOKSTONE SLATE



GRILL ISLAND
3'D X 6'4"W X 4'4"H



FIREPLACE
3'D X 5'5"W X 9'3"H



HEARTH
2'D X 5'5"W X 11"H



WOOD BOXES
2'4"D X 3'3"W X 3'3"H EACH
Sold as a pair

PLEASE NOTE: All of our fireplaces and fire pits come standard as wood-burning units. However, our fireplaces and fire pits can be retro-fitted for gas burning log sets and burners. Please contact us for more details at 877-235-4273.

Be sure to check with your local municipality for any codes that may affect your installation. Grill island includes stainless steel grill and door set. Grill is available in propane or natural gas. Must be specified when placing order.



BRIGHTON™ SERIES FIREPLACE



GASCONY TAN / ASHBURY HAZE



COTSWOLD MIST / BROOKSTONE SLATE



FIREPLACE
3'4"D X 4'4"W X 8'4"H



WOOD BOXES
2'4"D X 2'8"W X 2'11"H EACH
Sold as a pair

PLEASE NOTE: All of our fireplaces and fire pits come standard as wood-burning units. However, our fireplaces and fire pits can be retro-fitted for gas burning log sets and burners. Please contact us for more details at 877-235-4273.

Be sure to check with your local municipality for any codes that may affect your installation.



BELTIS

FIRE PIT KIT



ROUND FIRE PIT:

Outside is 1092mm / 43" in diameter

Inside is 813mm / 32" in diameter

Height is 305mm / 12"

Metal spark arrestor and insert included



EARTH BLEND



SHADOW BLEND



WESTON STONE™

FIRE PIT KIT



CHARCOAL




RUSTIC




VICTORIAN

FIRE PIT KIT:

Outside is 1118mm / 44"
Inside is 711mm / 28"
Height is 305mm / 12"
Includes 36 stones / 12 per row
28" spark arrestor is included.



TUMBLED
PYRAMID SPARK ARRESTOR



TUMBLED
FLAT SPARK ARRESTOR



SMOOTH
PYRAMID SPARK ARRESTOR



SMOOTH
FLAT SPARK ARRESTOR

STACKSTONE[®]

FIRE PIT KIT



CHARCOAL



RUSTIC



VICTORIAN

FIRE PIT KIT:

Outside is 1111mm / 42"
 Inside is 635mm / 25"
 Height is 406mm / 16"
 25" spark arrestor is included.





JOINTING PRODUCTS

 **Techniseal**[®]

Trusted and proven products that speed installation and keep outdoor spaces looking beautiful for years to come.



Techniseal Smart Sand[®]

Manufactured with the NextGel[™] technology, SmartSand[®] is a cost-effective alternative to HP NextGel[™], when a high-performance sand is not required. Its “quick activation” formula makes it ideal for everyday residential installations, such as driveways, patios and walkways with minimum slope, low traffic and low humidity.



Techniseal NextGel[™] - High-Performance Polymeric Jointing Sand

HP NextGel[™] is the only true high-performance jointing sand on the market. Often imitated, the superior HP formula remains unsurpassed, both in terms of performance and ease of installation.



BLACKJACK®

SCREWJACK & ONESTEP SYSTEM



BlackJack® ScrewJack Pedestals & BlackJack® OneStep System

Two adjustable support systems for installing slabs.

BlackJack® ScrewJack Pedestals are a height and slope adjustable pedestal for slab and decking support, engineered to reduce material, construction and lifecycle costs.

It caters to a wide range of height requirements, from 2 7/8" - 40" (74mm - 1016mm), using only three main components (*Top, Coupler and Base*).

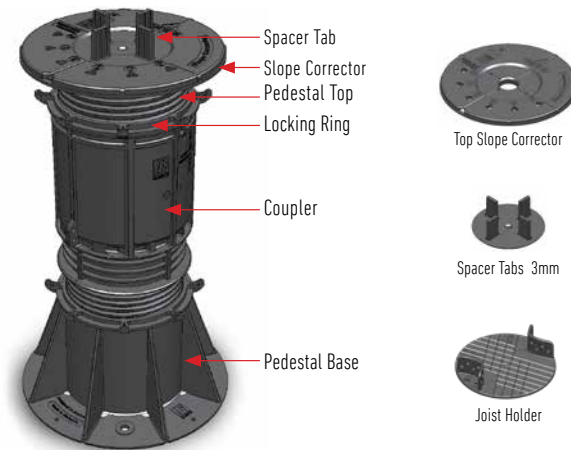
Accessories include top slope-correctors, spacer tabs, couplers and joist holders.

High Compressive Strength

BlackJack® has high ultimate compressive strength for various height combinations.

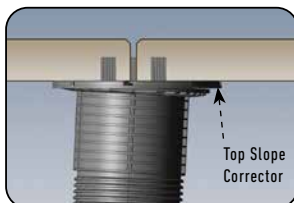
Supports Green Building

BlackJack® is manufactured from recycled polypropylene, LEED® points available.



Top Slope Corrector

Top Slope Correctors provide for slope compensation up to 5%, keeping pavers level on a sloping surface.



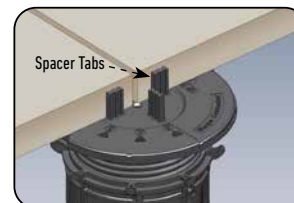
Locking Ring

Locking Rings ensure pedestals are secured at desired heights and are easily removed when not required.



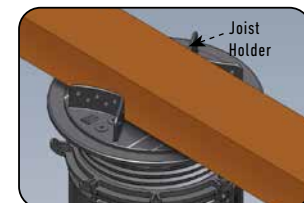
Spacer Tab

Spacer Tab height 5/8" (15mm) with a thickness of 1/8" (3mm) between slabs.

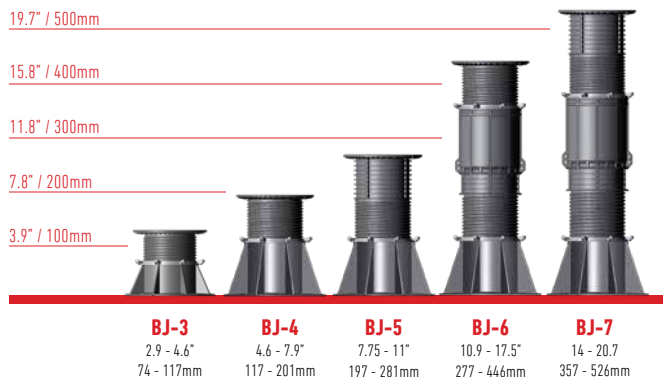


Joist Holder (special order)

Joist Holders accommodate joist width from 1 3/8" to 3 1/8" (35mm - 80mm) to keep joists firmly in place on pedestals.



Create a wide range of pedestal heights by combining these components



BLACKJACK® ONESTEP SYSTEM

OneStep and **HalfStep** pedestals have individual chocks that can be adjusted independently in 1mm increments to compensate for uneven installation surfaces. Both pedestals can be separated into halves or quarters enabling flush placement along wall edges as well as inside and outside corners.

OneStep pedestals are designed for slab support engineered to reduce material, construction and life-cycle costs. They have a height range of between .95" and 1.77" (24mm and 44mm). The height may be increased to 4.1" (104mm) by using BJ 20E and/or BJ 40E extenders.

HalfStep pedestals have a height range of .47" and .94" (12mm-24mm)

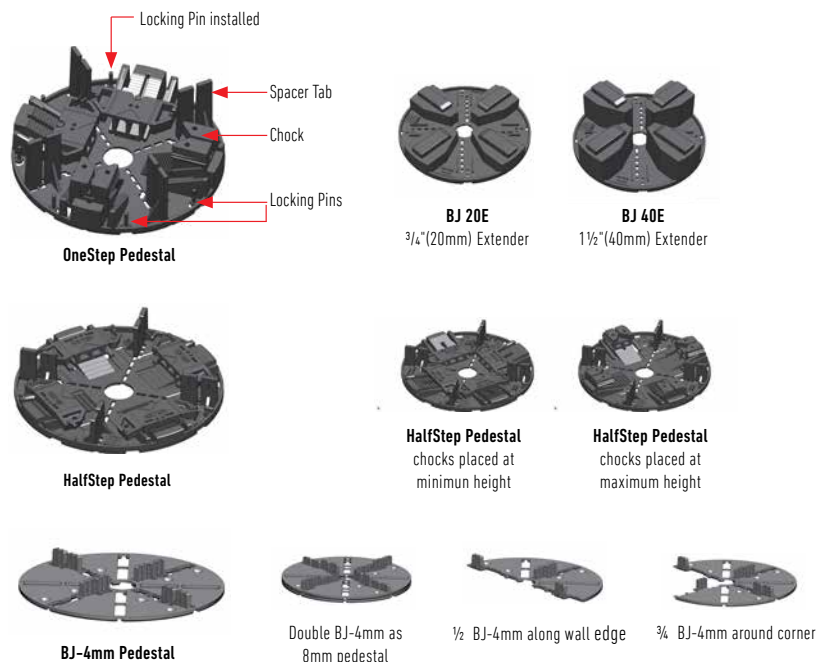
The **BJ - 4mm** pedestal is an ultra-low fixed-height pedestal designed to support concrete, stone, tile and timber pavers. It also creates a drainage layer which reduces efflorescence and algae growth.

SYSTEM ADVANTAGES:

- Minimum height of .16" (4mm).
- Easy to install and lightweight.
- OneStep provides progressive 1mm adjustment.
- Lock height adjustment in place with locking pins.
- Made from recycled polypropylene.
- Accommodates slabs of inconsistent thickness.
- Reduces construction time.
- Reusable, suitable for temporary paving or retrofitting.

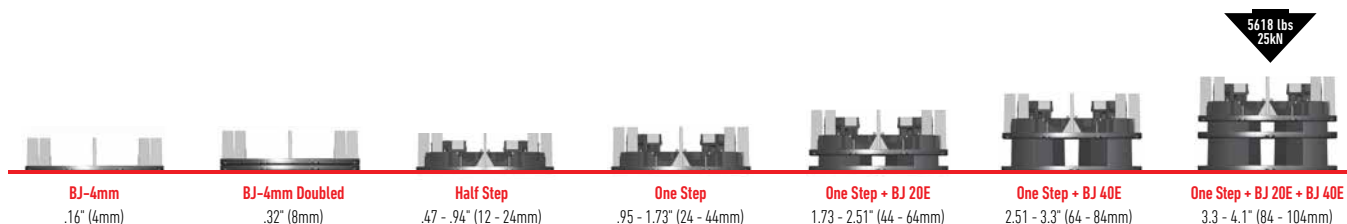
CONSTRUCTION BENEFITS OF BLACKJACK® PEDESTALS:

- BlackJack® Srew Jack Pedestals provides a quick to install alternative to on-site fabricated concrete or metal piers.
- It allows convenient progressive height adjustments and correction for fall. Desired height is secured with integrated Locking Rings.
- The large flat base and rounded edges do not penetrate and compromise waterproofing membranes. The base flange design prevents water ponding and breeding of pests.



ONE STEP CONSTRUCTION BENEFITS:

- Height extensions and height adjustments are easy and convenient. Independent chock adjustments can be made to compensate for differences in slab thickness.
- Eliminates need for bedding sand or cement screed, reducing the load burden on building structures. It also reduces installation time and costs.
- Joint sealant and grouts are unnecessary between slabs. The slab gaps provide surface drainage and allow for expansion and contraction.




DESIGN

ideas &

INSPIRATION






*Left: Mega-Libre® in Rustic, Roman Euro in Rustic,
Bordeaux™ Fireplace in Sienna Blend, Ashlar Tandem™
Wall in Charcoal*

*Top: Pisa2 in Charcoal, Weston Stone™ in Charcoal,
Holland Stone in Charcoal*

Bottom: Ashlar Tandem™ in Charcoal





Above: Dimensions™ 12 x 24 Slab in Tofino Grey

*Right: Dimensions™ 18 in Tofino Grey,
Mega-Libre® in Charcoal*


Right Top: Galiano Slab in Tofino Grey

Right Bottom: SienaEdge in Charcoal





Aristokrat™ Series Pacific Coast in Granite



Pisa2® in Rustic, Roman Euro 6 x 7 in Rustic, Revers-a-cap in Charcoal



Ashlar Tandem™ in Charcoal



*Aristokrat™ Encore Series in Luna Midgrey
(Only Available in 24 x 24)*





PAIRING
pavers with DECKING



MoistureShield
COMPOSITE DECKING

Find a dealer near you at
MoistureShield.com


design tip


Mixing pavers with materials like composite decking can create a unique look.








PAVERS




PALLET INFORMATION / ESTIMATING CHART

AQUA ROC™			SQFT/ PALLET	SQFT/ LAYER	LAYER/ PALLET	UNITS/ PALLET	LNFT/PALLET (SOLDIER)	LNFT/PALLET (SAILOR)	SQFT/ UNIT	WEIGHT/ PALLET (KG)	WEIGHT/ PALLET (LB)
4.5 X 9		114 x 230 x 80mm 4.5 x 9 x 3 1/8"	90	11.2	8	320	-	-	3.55	1495	3296

BONNEVILLE PLANK			SQFT/ PALLET	SQFT/ LAYER	LAYER/ PALLET	UNITS/ PALLET	LNFT/PALLET (SOLDIER)	LNFT/PALLET (SAILOR)	SQFT/ UNIT	WEIGHT/ PALLET (KG)	WEIGHT/ PALLET (LB)
PLANK		600 x 200 x 60mm 24 x 8 x 2 3/8"	85.1	7.7	11	66	-	-	1.33	1073	2367













BELGRAVIA SMOOTH SLAB			SQFT/ PALLET	SQFT/ LAYER	LAYER/ PALLET	UNITS/ PALLET	LNFT/PALLET (SOLDIER)	LNFT/PALLET (SAILOR)	SQFT/ UNIT	WEIGHT/ PALLET (KG)	WEIGHT/ PALLET (LB)
SQUARE		450 x 450 x 45mm 17.7 x 17.7 x 1 3/4"	105	-	-	48	-	-	2.18	981	2162
LARGE SQ.		600 x 600 x 45mm 24 x 24 x 1 3/4"	96	-	-	24	-	-	4	910	2007
LARGE REC.		300 x 600 x 45mm 12 x 24 x 1 3/4"	120	-	-	60	-	-	2	1292	2870

BELGRAVIA SLATE SLAB			SQFT/ PALLET	SQFT/ LAYER	LAYER/ PALLET	UNITS/ PALLET	LNFT/PALLET (SOLDIER)	LNFT/PALLET (SAILOR)	SQFT/ UNIT	WEIGHT/ PALLET (KG)	WEIGHT/ PALLET (LB)
SQUARE		450 x 450 x 45mm 17.7 x 17.7 x 1 3/4"	105	-	-	48	-	-	2.18	981	2162
LARGE SQUARE		600 x 600 x 45mm 24 x 24 x 1 3/4"	96	-	-	24	-	-	4	910	2007

COBBLE			SQFT/ PALLET	SQFT/ LAYER	LAYER/ PALLET	UNITS/ PALLET	LNFT/PALLET (SOLDIER)	LNFT/PALLET (SAILOR)	SQFT/ UNIT	WEIGHT/ PALLET (KG)	WEIGHT/ PALLET (LB)
4.5 X 4.5		115 x 115 x 60mm 4.5 x 4.5 x 2 3/8"	119.1	11.9	10	560	-	-	7.05	1394	3074
4.5 X 7		115 x 172 x 60mm 4.5 x 6 7/8 x 2 3/8"	119	11.9	10	840	-	-	4.7	1378	3037
CIRCLE KIT		1 - 7' Circle 2 - 5' Circle	47	-	4	356	-	-	-	559	1232




PAVERS




PALLET INFORMATION / ESTIMATING CHART



DIMENSIONS™		SQFT/ PALLET	SQFT/ LAYER	LAYER/ PALLET	UNITS/ PALLET	LNFT/PALLET (SOLDIER)	LNFT/PALLET (SAILOR)	UNITS / SQFT	WEIGHT/ PALLET (KG)	WEIGHT/ PALLET (LB)
DIMENSIONS 6	 76 x 152 x 60mm 3 x 6 x 2 ³ / ₈ "	-	-	-	160	-	-	-	-	-
	 152 x 152 x 60mm 6 x 6 x 2 ³ / ₈ "	-	-	-	160	-	-	-	-	-
	 152 x 230 x 60mm 6 x 9 x 2 ³ / ₈ "	-	-	-	160	-	-	-	-	-
		120	12	10	480	-	-	-	1525	3362
DIMENSIONS 12	 152 x 305 x 60mm 6 x 12 x 2 ³ / ₈ "	-	-	-	40	-	-	-	-	-
	 305 x 305 x 60mm 12 x 12 x 2 ³ / ₈ "	-	-	-	40	-	-	-	-	-
	 457 x 305 x 60mm 18 x 12 x 2 ³ / ₈ "	-	-	-	40	-	-	-	-	-
TOTAL		120	12	10	120	-	-	-	1541	3398
DIMENSIONS 18	 230 x 457 x 60mm 9 x 18 x 2 ³ / ₈ "	-	-	-	20	-	-	-	-	-
	 457 x 457 x 60mm 18 x 18 x 2 ³ / ₈ "	-	-	-	10	-	-	-	-	-
	 685 x 457 x 60mm 27 x 18 x 2 ³ / ₈ "	-	-	-	20	-	-	-	-	-
TOTAL		112.5	11.25	10	50	-	-	-	1450	3202
3 X 9	 76 x 230 x 60mm 3 x 9 x 2 ³ / ₈ "	112.5	12	10	600	-	-	5.33	1526	3364
6 X 12	 152 x 305 x 60mm 6 x 12 x 2 ³ / ₈ "	120	12	10	240	-	-	2	1536	3386
12 X 24	 305 x 610 x 60mm 12 x 24 x 2 ³ / ₈ "	120	12	10	60	-	-	.5	1542	3401



PAVERS

PALLET INFORMATION / ESTIMATING CHART

ECO-DUBLIN®			SQFT/ PALLET	SQFT/ LAYER	LAYER/ PALLET	UNITS/ PALLET	LNFT/PALLET (SOLDIER)	LNFT/PALLET (SAILOR)	SQFT/ UNIT	WEIGHT/ PALLET (KG)	WEIGHT/ PALLET (LB)
3-PIECE MODULAR		88 x 175 x 80mm 3.5 x 7 x 3 1/8"	-	-	-	160	-	-	-	-	-
		175 x 175 x 80mm 7 x 7 x 3 1/8"	-	-	-	160	-	-	-	-	-
		175 x 261 x 80mm 7 x 10 x 3 1/8"	-	-	-	160	-	-	-	-	-
TOTAL			80.2	11.2	8	360	-	-	-	1314	2898







EXPOSED SLAB			SQFT/ PALLET	SQFT/ LAYER	LAYER/ PALLET	UNITS/ PALLET	LNFT/PALLET (SOLDIER)	LNFT/PALLET (SAILOR)	SQFT/ UNIT	WEIGHT/ PALLET (KG)	WEIGHT/ PALLET (LB)
ROUND SLAB		300 x 45mm 12 x 1 3/4"	-	-	8	120	-	-	-	950	2095
ROUND SLAB		508 x 45mm 20 x 1 3/4"	-	-	-	50	-	-	-	1038	2287
SQUARE SLAB		406 x 406 x 45mm 16 x 16 x 1 3/4"	148	10.5	14	84	-	-	1.77	1376	3033



GALIANO SLAB			SQFT/ PALLET	SQFT/ LAYER	LAYER/ PALLET	UNITS/ PALLET	LNFT/PALLET (SOLDIER)	LNFT/PALLET (SAILOR)	SQFT/ UNIT	WEIGHT/ PALLET (KG)	WEIGHT/ PALLET (LB)
12 X 24		300 x 600 x 50mm 12 x 24 x 2"	120	10.9	10	60	-	-	2	1292	2345
24 X 24		600 x 600 x 50mm 24 x 24 x 2"	96	8.7	12	24	-	-	4	1079	2378


HYDRAPRESSED SLABS			SQFT/ PALLET	SQFT/ LAYER	LAYER/ PALLET	UNITS/ PALLET	LNFT/PALLET (SOLDIER)	LNFT/PALLET (SAILOR)	SQFT/ UNIT	WEIGHT/ PALLET (KG)	WEIGHT/ PALLET (LB)
SQ.		600 x 600 x 45mm 24 x 24 x 1.75"	96	-	-	24	-	-	4	888	1958
REC.		600 x 750 x 45mm 24 x 30 x 1.75"	120	-	-	24	-	-	5	1097	2419



PAVERS

PALLET INFORMATION / ESTIMATING CHART

HOLLAND STONE			SQFT/ PALLET	SQFT/ LAYER	LAYER/ PALLET	UNITS/ PALLET	LNFT/PALLET (SOLDIER)	LNFT/PALLET (SAILOR)	UNITS/ SQFT	WEIGHT/ PALLET (KG)	WEIGHT/ PALLET (LB)
4 X 4		100 x 100 x 60mm 4 x 4 x 2 ³ / ₈ "	48	48	9	432	-	-	9	571	1259
4 X 8 60MM		100 x 200 x 60mm 4 x 8 x 2 ³ / ₈ "	120	12	10	540	-	-	4.5	1428	3148
4 X 8 80MM		100 x 200 x 80mm 4 x 8 x 3 ¹ / ₈ "	96	8	12	432	-	-	4.5	1498	3302
4 X 8 HERRINGBONE		100 x 200 x 80mm 4 x 8 x 3 ¹ / ₈ "	76.5	9.5	8	320	-	-	4.5	1231	2713
8 X 8		200 x 200 x 60mm 8 x 8 x 2 ³ / ₈ "	129	12.9	10	300	-	-	2.25	1542	3399
12 X 12		300 x 300 x 60mm 12 x 12 x 2 ³ / ₈ "	116.4	11.6	10	120	-	-	1.03	1405	3101




KINGSTON SMOOTH SLAB			SQFT/ PALLET	SQFT/ LAYER	LAYER/ PALLET	UNITS/ PALLET	LNFT/PALLET (SOLDIER)	LNFT/PALLET (SAILOR)	SQFT/ UNIT	WEIGHT/ PALLET (KG)	WEIGHT/ PALLET (LB)
PATIO SLAB		194 x 391 x 41mm 7.6 x 15.4 x 1.6"	243	20.25	12	216	-	-	1.12	1566	3452
ROUND SLAB		300 x 45mm x 45mm 12 x 1.77" x 1 ³ / ₄ "	-	-	8	120	-	-	-	950	2095




MEGA-ARBEL®			SQFT/ PALLET	SQFT/ LAYER	LAYER/ PALLET	UNITS/ PALLET	LNFT/PALLET (SOLDIER)	LNFT/PALLET (SAILOR)	SQFT/ UNIT	WEIGHT/ PALLET (KG)	WEIGHT/ PALLET (LB)
UNIT		390 x 532 x 80mm 15 x 21 x 3 ¹ / ₈ "	60.9	8.7	7	72	-	-	-	1001	2206


MEGA-LIBRE®			SQFT/ PALLET	SQFT/ LAYER	LAYER/ PALLET	UNITS/ PALLET	LNFT/PALLET (SOLDIER)	LNFT/PALLET (SAILOR)	SQFT/ UNIT	WEIGHT/ PALLET (KG)	WEIGHT/ PALLET (LB)
SM.		390 x 563 x 60mm 15 x 22 x 2 ³ / ₈ "	-	-	-	-	-	-	-	-	-
LG.		393 x 756 x 60mm 15.5 x 30 x 2 ³ / ₈ "	-	-	-	-	-	-	-	-	-
TOTAL			83	8.3	10	40	-	-	-	980	2161




PAVERS

PALLET INFORMATION / ESTIMATING CHART

MODULINE SERIES®			SQFT/ PALLET	SQFT/ LAYER	LAYER/ PALLET	UNITS/ PALLET	LNFT/PALLET (SOLDIER)	LNFT/PALLET (SAILOR)	UNITS/ SQFT	WEIGHT/ PALLET (KG)	WEIGHT/ PALLET (LB)
4 X 18 100MM		101.6 x 457 x 101mm 4 x 18 x 4"	54	9	6	108	-	-	2	1098	2421
		101.6 x 603 x 101mm 4 x 24 x 4"	72	12	6	112	-	-	1.5	1465	3229
		300 x 603 x 101mm 12 x 24 x 4"	69.8	11.6	6	36	-	-	.52	1443	3181





ORIGINS™			SQFT/ PALLET	SQFT/ LAYER	LAYER/ PALLET	UNITS/ PALLET	LNFT/PALLET (SOLDIER)	LNFT/PALLET (SAILOR)	UNITS/ SQFT	WEIGHT/ PALLET (KG)	WEIGHT/ PALLET (LB)
ORIGINS 12		152 x 305 x 60mm 6 x 12 x 2 3/8"	-	-	-	40	-	-	-	-	-
		305 x 305 x 60mm 12 x 12 x 2 3/8"	-	-	-	40	-	-	-	-	-
		457 x 305 x 60mm 18 x 12 x 2 3/8"	-	-	-	40	-	-	-	-	-
TOTAL			120	12	10	120	-	-	-	1541	3398






QUADRAL SLAB			SQFT/ PALLET	SQFT/ LAYER	LAYER/ PALLET	UNITS/ PALLET	LNFT/PALLET (SOLDIER)	LNFT/PALLET (SAILOR)	UNITS/ SQFT	WEIGHT/ PALLET (KG)	WEIGHT/ PALLET (LB)
SLAB		400 x 400 x 50mm 16 x 16 x 2"	134.16	10.3	13	78	-	-	1.72	1377	3035



RIVER ROCK			SQFT/ PALLET	SQFT/ LAYER	LAYER/ PALLET	UNITS/ PALLET	LNFT/PALLET (SOLDIER)	LNFT/PALLET (SAILOR)	UNITS/ SQFT	WEIGHT/ PALLET (KG)	WEIGHT/ PALLET (LB)
3-PIECE MODULAR		140 x 290 x 80mm 5.7 x 11.4 x 3 1/8"	-	-	-	56	-	-	-	-	-
		290 x 290 x 80mm 11.4 x 11.4 x 3 1/8"	-	-	-	28	-	-	-	-	-
		290 x 435 x 80mm 11.4 x 17.1 x 3 1/8"	-	-	-	28	-	-	-	-	-
TOTAL			89	12.7	7	112	-	-	-	1451	3198

PAVERS

PALLET INFORMATION / ESTIMATING CHART


RIVER ROCK GRANA			SQFT/ PALLET	SQFT/ LAYER	LAYER/ PALLET	UNITS/ PALLET	LNFT/PALLET (SOLDIER)	LNFT/PALLET (SAILOR)	UNITS/ SQFT	WEIGHT/ PALLET (KG)	WEIGHT/ PALLET (LB)
3-PIECE MODULAR		140 x 290 x 80mm 5.7 x 11.4 x 3 1/8"	-	-	-	56	-	-	-	-	-
		290 x 290 x 80mm 11.4 x 11.4 x 3 1/8"	-	-	-	28	-	-	-	-	-
		290 x 435 x 80mm 11.4 x 17.1 x 3 1/8"	-	-	-	28	-	-	-	-	-
TOTAL			89	12.7	7	112	-	-	-	1451	3198
BORDER		140 x 290 x 80mm 5.7 x 11.4 x 3 1/8"	75.6	10.8	7	168	-	-	2.2	1500	3306


ROMAN EURO			SQFT/ PALLET	SQFT/ LAYER	LAYER/ PALLET	UNITS/ PALLET	LNFT/PALLET (SOLDIER)	LNFT/PALLET (SAILOR)	UNITS/ SQFT	WEIGHT/ PALLET (KG)	WEIGHT/ PALLET (LB)
4 X 8		100 x 200 x 60mm 4 x 8 x 2.4"	120	12	10	540	-	-	4.5	1428	3148
6 X 6		150 x 150 x 60mm 6 x 6 x 2.4"	116	11.6	10	480	-	-	4.13	1330	2932
6 X 7		150 x 175 x 60mm 6 x 7 x 2.4"	119	11.9	10	420	-	-	3.44	1453	3204
6 X 9		150 x 225 x 60mm 6 x 9 x 2.4"	109	10.9	10	300	-	-	2.75	1446	3188
CIRCLE KIT		1 - 8.5" 2 - 5"	66	-	6	-	-	-	-	868	1914


SARANAK SLAB			SQFT/ PALLET	SQFT/ LAYER	LAYER/ PALLET	UNITS/ PALLET	LNFT/PALLET (SOLDIER)	LNFT/PALLET (SAILOR)	SQFT/ UNIT	WEIGHT/ PALLET (KG)	WEIGHT/ PALLET (LB)
16 X 16		400 x 400 x 50mm 16 x 16 x 1.77"	103	10.3	10	60	-	-	1.72	1064	2345
16 X 24		400 x 600 x 50mm 16 x 24 x 1.77"	106	10.6	10	40	-	-	2.66	1056	2328

PAVERS

PALLET INFORMATION / ESTIMATING CHART

SEDONA PORTAGE			SQFT/ PALLET	SQFT/ LAYER	LAYER/ PALLET	UNITS/ PALLET	LNFT/PALLET (SOLDIER)	LNFT/PALLET (SAILOR)	SQFT/ UNIT	WEIGHT/ PALLET (KG)	WEIGHT/ PALLET (LB)
SLAB		387 x 530 x 43mm 15.25 x 21 x 1.7"	135	11.25	12	90	-	-	1.5	1197	2639










SF RIMA™			SQFT/ PALLET	SQFT/ LAYER	LAYER/ PALLET	UNITS/ PALLET	LNFT/PALLET (SOLDIER)	LNFT/PALLET (SAILOR)	UNIT/ SQFT	WEIGHT/ PALLET (KG)	WEIGHT/ PALLET (LB)
UNIT		240 x 240 x 80mm 9.4 x 9.4 x 3.1"	99.2	12.4	8	160	-	-	1.61	1572	3466

TURFSTONE			SQFT/ PALLET	SQFT/ LAYER	LAYER/ PALLET	UNITS/ PALLET	LNFT/PALLET (SOLDIER)	LNFT/PALLET (SAILOR)	SQFT/ UNIT	WEIGHT/ PALLET (KG)	WEIGHT/ PALLET (LB)
PAVER		400 x 600 x 80mm 15¾ x 23¾ x 3⅛"	103.2	12.9	8	40	-	-	2.58	930	2050

VS5-108			SQFT/ PALLET	SQFT/ LAYER	LAYER/ PALLET	UNITS/ PALLET	LNFT/PALLET (SOLDIER)	LNFT/PALLET (SAILOR)	UNIT/ SQFT	WEIGHT/ PALLET (KG)	WEIGHT/ PALLET (LB)
3 X 12		75 x 300 x 108mm 3 x 12 x 4.3"	57.6	9.6	6	240	-	-	4.13	1274	2809
6 X 12		150 x 300 x 108mm 6 x 12 x 4.3"	70.2	11.7	6	144	-	-	2.06	1358	2994
12 X 12		300 x 300 x 108mm 12 x 12 x 4.3"	70.2	11.7	6	72	-	-	1.03	1440	3175
12 X 24		300 x 600 x 108mm 12 x 24 x 4.3"	70.2	11.7	6	36	-	-	1.98 Sq Ft	1404	3095








PORCELAIN PAVERS




PALLET INFORMATION / ESTIMATING CHART

ARDESIE			WEIGHT / BOX (LB)	PIECES / BOX	SQFT / BOX	BOXES / PALLET	SQFT / PALLET	WEIGHT / PALLET (KG)	WEIGHT / PALLET (LB)
24 X 24		598 x 598 x 20 23.5 x 23.5 x 3/4"	72	2	7.75	30	232.5	980	2160
NA.ME			WEIGHT / BOX (LB)	PIECES / BOX	SQ FT / BOX	BOXES / PALLET	SQ FT / PALLET	WEIGHT / PALLET (KG)	WEIGHT / PALLET (LB)
24 X 24		598 x 598 x 20 23.5 x 23.5 x 3/4"	72	2	7.75	30	232.5	980	2160
NOON			WEIGHT / BOX (LB)	PIECES / BOX	SQFT / BOX	BOXES / PALLET	SQFT / PALLET	WEIGHT / PALLET (KG)	WEIGHT / PALLET (LB)
8 X 48		194 x 1194 x 20mm 8 x 48 x 3/4"	46	2	5.06	30	151.8	642	1415
STONES 2.0			WEIGHT / BOX (LB)	PIECES / BOX	SQFT / BOX	BOXES / PALLET	SQFT / PALLET	WEIGHT / PALLET (KG)	WEIGHT / PALLET (LB)
24 X 24		598 x 598 x 20 23.5 x 23.5 x 3/4"	72	2	7.75	30	232.5	980	2160
UNICO			WEIGHT / BOX (LB)	PIECES / BOX	LN FT / BOX	BOXES / PALLET	LN FT / PALLET	WEIGHT / PALLET (KG)	WEIGHT / PALLET (LB)
UNICO		330 x 598 x 20mm 13 x 23.5 x 3/4"	52	3	6	40	232.5	1324	2920
ARISTOKRAT™ SERIES			WEIGHT / BOX (LB)	PIECES / BOX	SQFT / UNIT	UNITS / PALLET	SQFT / PALLET	WEIGHT / PALLET (KG)	WEIGHT / PALLET (LB)
24 X 24		598 x 598 x 20mm 23.5 x 23.5 x 3/4"	68	1	3.84	64	245.76	1070	2360
24 X 48		598 x 1200 x 20mm 23.5 x 47.25 x 3/4"	74	1	7.75	31	239.01	1080	2380
COPING/ STAIR		298 x 598 x 20mm 11.75 x 23.5 x 3/4"	52	1	-	4	-	33	72
ARISTOKRAT™ ENCORE			WEIGHT / BOX (LB)	PIECES / BOX	SQFT / BOX	BOXES / PALLET	SQFT / PALLET	WEIGHT / PALLET (KG)	WEIGHT / PALLET (LB)
24 X 24		598 x 598 x 20mm 23.5 x 23.5 x 3/4"	72	2	7.75	32	248	981	2162

WALLS




PALLET INFORMATION / ESTIMATING CHART







AB® COLLECTION			SQFT/ PALLET	LNFT/ PALLET	LAYER/ PALLET	UNITS/ PALLET	UNITS/ SQFT	WEIGHT/ UNIT (KG)	WEIGHT/ UNIT (LB)	WEIGHT/ PALLET (KG)	WEIGHT/ PALLET (LB)
CLASSIC		460 x 300 x 200mm 18 x 12 x 8"	40	60	5	40	1	38	84	1526	3365
JUMBO		230 x 240 x 200mm 9 x 9.5 x 8"	50	75	5	100	2	17.5	38.6	1752	3862
LITE		460 x 300 x 100mm 18 x 12 x 4"	36	108	9	72	2	24	53.5	1749	3856
12" CAP		300 x 300 x 92mm 12 x 12 x 3.625"	-	96	8	96	-	17.7	39	1702	3752
18" CAP		460 x 300 x 95mm 18 x 12 x 3.75"	-	84	7	56	-	26.6	59	1494	3296
12" CORNER		300 x 200 x 200mm 12 x 8 x 8"	-	-	2	40	-	26.7	59	1068	2355
16" CORNER		400 x 200 x 200mm 16 x 8 x 8"	-	-	2	30	-	32	72	980	2161



AB EUROPA®			SQFT/ PALLET	LNFT/ PALLET	LAYER/ PALLET	UNITS/ PALLET	UNITS/ SQFT	WEIGHT/ UNIT (KG)	WEIGHT/ UNIT (LB)	WEIGHT/ PALLET (KG)	WEIGHT/ PALLET (LB)
DOVER		460 x 265 x 197mm 18 x 10½ x 7¾"	40	60	5	40	1	37.5	82.5	1499	3304
12" CAP		300 x 300 x 90mm 12 x 12 x 3½"	-	96	6	96	-	35.5	78	1685	3714
16" CORNER		400 x 200 x 200mm 16 x 8 x 8"	-	-	2	30	-	17.7	39	1067	2353

WALLS

PALLET INFORMATION / ESTIMATING CHART





AB® METROPOLITAN			SQFT/ PALLET	LNFT/ PALLET	LAYER/ PALLET	UNITS/ PALLET	UNITS/ SQFT	WEIGHT/ UNIT (KG)	WEIGHT/ UNIT (LB)	WEIGHT/ PALLET (KG)	WEIGHT/ PALLET (LB)
BLOCK		460 x 300 x 200mm 18 x 12 x 8"	40	60	4	40	1	38	84	1496	3298
CORNER		400 x 200 x 200mm 16 x 8 x 8"	-	-	2	30	-	32	72	980	2161
CAP		460 x 300 x 90mm 18 x 12 x 3.5"	-	84	7	56	-	26.6	59	1494	3296







ASHLAR TANDEM™			SQFT/ PALLET	SQFT/ LAYER	LAYER/ PALLET	UNITS/ PALLET	UNITS/ SQFT	WEIGHT/ UNIT (KG)	WEIGHT/ UNIT (LB)	WEIGHT/ PALLET (KG)	WEIGHT/ PALLET (LB)
UNIT 1		347 x 76.2 x 177mm 13½ x 3 x 7"	-	-	-	-	-	8	18	-	-
UNIT 2		398 x 76.2 x 177mm 15½ x 3 x 7"	-	-	-	-	-	10	22	-	-
UNIT 3		457 x 76.2 x 177mm 18 x 3 x 7"	-	-	-	-	-	11	25	-	-
TOTAL			70.1	-	6	90	-	-	-	945	2083
CAP		381 x 600 x 82mm 15 x 24 x 3¼"	-	-	8	32	-	-	-	1357	2993
MOD. BLOCK		200 x 200 x 180mm 8 x 8 x 7¼"	-	-	4	128	-	-	-	1222	2695
BASE BLOCK		458 x 300 x 89mm 18¾ x 12 x 3½"	-	-	8	56	-	-	-	1343	2961






BELTIS			SQFT/ PALLET	LNFT/ PALLET	LAYER/ PALLET	UNITS/ PALLET	UNITS/ SQFT	WEIGHT/ UNIT (KG)	WEIGHT/ UNIT (LB)	WEIGHT/ PALLET (KG)	WEIGHT/ PALLET (LB)
UNIT		293 x 185 x 100mm 11.5 x 7.3 x 4"	46	138	7	144	3.13	7.7	17	1272	2805
MINI		229 x 127 x 76mm 9 x 5 x 3"	67.5	229.5	9	360	5.33	3.8	8.3	1249	2754

WALLS

PALLET INFORMATION / ESTIMATING CHART



 CORNERSTONE®		SQFT/ PALLET	LNFT/ PALLET	LAYER/ PALLET	UNITS/ PALLET	UNITS/ SQFT	WEIGHT/ UNIT (KG)	WEIGHT/ UNIT (LB)	WEIGHT/ PALLET (KG)	WEIGHT/ PALLET (LB)
FLAT FACE	 460 x 300 x 200mm 18 x 12 x 8"	40	60	5	40	1	41	81	1464	3228
CORNER	 460 x 230 x 200mm 18 x 9 x 8"	-	-	4	32	-	36.6	81	1172	2583
CAPSTONE CAP	 457 x 305 x 76mm 18 x 12 x 3"	-	95.9	10	64	-	21.8	48	1396	3079







 PISA2®		SQFT/ PALLET	LNFT/ PALLET	LAYER/ PALLET	UNITS/ PALLET	UNITS/ SQFT	WEIGHT/ UNIT (KG)	WEIGHT/ UNIT (LB)	WEIGHT/ PALLET (KG)	WEIGHT/ PALLET (LB)
STANDARD	 200 x 300 x 150mm 8 x 12 x 6"	24	48	3	72	3	19	42.5	1391	3067
TIGHT RADIUS	 200(F) / 150(B) x 300 x 150mm 8(F) / 6(B) x 12 x 6"	24	-	3	72	3	17.6	38.8	1270	2800
CORNER	 500 x 200 x 150mm 20 x 8 x 6"	-	-	3	36	-	31.8	70.3	1148	2531
18" CAP	 457 x 305 x 76mm 18 x 12 x 3"	-	96	8	64	-	-	-	1396	3079
REVERSE- A-CAP	 200(F) / 177(B) x 356 x 76mm 8(F) / 7(B) x 14 x 4"	-	74.4	10	120	-	-	-	1277	2815





 MELVILLE TANDEM™ LONG		SQFT/ PALLET	SQFT/ LAYER	LAYER/ PALLET	UNITS/ PALLET	UNITS/ SQFT	WEIGHT/ UNIT (KG)	WEIGHT/ UNIT (LB)	WEIGHT/ PALLET (KG)	WEIGHT/ PALLET (LB)
LONG	 603 x 180 x 67mm 23¾ x 7¼ x 2⅝"	46.7 SF 79.1 LF	-	4	40	1.15	-	-	659	1453
CAP	 600 x 400 x 60 24 x 16 x 2⅜"	64	-	8	32	-	33.8	74.5	1428	3148
MOD. BLOCK	 199 x 200 x 180mm 8 x 8 x 7¼"	-	-	-	128	-	-	-	1154	3332
BASE BLOCK	 458 x 300 x 89mm 18¼ x 12 x 3½"	-	-	8	56	-	-	-	1343	2961

WALLS


PALLET INFORMATION / ESTIMATING CHART



SIENAEDGE™		SQFT/ PALLET	LNFT/ PALLET	LAYER/ PALLET	UNITS/ PALLET	UNITS/ SQFT	WEIGHT/ UNIT (KG)	WEIGHT/ UNIT (LB)	WEIGHT/ PALLET (KG)	WEIGHT/ PALLET (LB)
STANDARD	 1000 x 290 x 180mm 39 x 11.5 x 7"	24	39	3	12	2	102	225	1225	2700
CORNER/ COPING	 1000 x 290 x 180mm 39 x 11.5 x 7"	-	39	3	12	-	102	225	1225	2700




SIENASTONE®		SQFT/ PALLET	LNFT/ PALLET	LAYER/ PALLET	UNITS/ PALLET	UNITS/ SQFT	WEIGHT/ UNIT (KG)	WEIGHT/ UNIT (LB)	WEIGHT/ PALLET (KG)	WEIGHT/ PALLET (LB)
333 STD.	 1000 x 333 x 185mm 39 x 13 x 7 ³ / ₈ "	18	29.25	3	9	.50	289	447.5	1179	2599
500 STD.	 1000 x 500 x 185mm 39 x 20 x 7 ³ / ₈ "	12	19.5	3	6	.50	200	441	1200	2646
925 STD.	 1000 x 925 x 185mm 39 x 36 x 7 ³ / ₈ "	6	9.75	3	3	.50	400	883	1200	2646
CORNER	 1000 x 500 x 185mm 39 x 20 x 7 ³ / ₈ "	-	-	3	6	-	213	470	1278	2640
CURVE	 500(F) / 430(B) x 500 x 185mm 19.7(F) / 17(B) x 19.7 x 7 ³ / ₈ "	-	-	3	12	-	93	205	1116	2460
CAP	 1000 x 500 x 185mm 39 x 19.7 x 7 ³ / ₈ "	-	19.5	3	6	-	203	447.5	1218	2685

STACKSTONE		SQFT/ PALLET	LNFT/ PALLET	LAYER/ PALLET	UNITS/ PALLET	UNITS/ SQFT	WEIGHT/ UNIT (KG)	WEIGHT/ UNIT (LB)	WEIGHT/ PALLET (KG)	WEIGHT/ PALLET (LB)
STANDARD	 200(F) / 150(B) x 200 x 100mm 8(F) / 6(B) x 8 x 4"	30	87.5	5	150	5	8	17.6	1200	2646
TIGHT RADIUS	 200(F) / 100(B) x 200 x 100mm 8(F) / 4(B) x 8 x 4"	-	-	5	180	5	7	15	1247	2750
CORNER	 200(F) / 178(B) x 275 x 100mm 8(F) / 7(B) x 11 x 4"	-	-	3	48	-	13.4	29	642	1415
CAP	 200(F) / 150(B) x 200 x 100mm 8(F) / 6(B) x 8 x 4"	-	87.5	5	150	-	7.7	17	1200	2646


WALLS PALLET INFORMATION / ESTIMATING CHART

WESTON STONE™		SQFT/ PALLET	LNFT/ PALLET	LAYER/ PALLET	UNITS/ PALLET	UNITS/ SQFT	WEIGHT/ UNIT (KG)	WEIGHT/ UNIT (LB)	WEIGHT/ PALLET (KG)	WEIGHT/ PALLET (LB)
UNIVERSAL	 300 x 200 x 100mm 12 x 8 x 4"	33	100	5	100	3	12.5	27.6	1253	2762

VERSA-LOK®		SQFT/ PALLET	SQFT/ LAYER	LAYER/ PALLET	UNITS/ PALLET	UNITS/ SQFT	WEIGHT/ UNIT (KG)	WEIGHT/ UNIT (LB)	WEIGHT/ PALLET (KG)	WEIGHT/ PALLET (LB)
STANDARD	 406 x 300 x 153mm 16 x 12 x 6"	24 SF 47.9 LF	6	4	36	1.5	41.7	92	1502	3312
CAP	 406 x 300 x 92mm 16 x 12 x 3.625" 14" Tapered Cap	90 LF	-	8	72	-	25	53.5	1502	3312

ZENWALL		SQFT/ PALLET	LNFT/ PALLET	LAYER/ PALLET	UNITS/ PALLET	UNITS/ SQFT	WEIGHT/ UNIT (KG)	WEIGHT/ UNIT (LB)	WEIGHT/ PALLET (KG)	WEIGHT/ PALLET (LB)
STANDARD	 325 x 225 x 75mm 13 x 8.85 x 3"	29.2	119	8	120	4.1	9.7	21	1162	2561
CORNER	 325 x 220 x 75 mm 14 3/4 x 8 1/2 x 3"	-	-	4	40	-	10.8	23.8	432	952
CAP	 325 x 260 x 75mm 13 x 8 1/4 x 3"	-	94	8	96	-	11.2	24.6	1072	2363

CUSTOMIZE YOUR SPACE PALLET INFORMATION / ESTIMATING CHART

BELTIS FIRE PIT KIT		SQFT/ PALLET	SQFT/ LAYER	LAYER/ PALLET	UNITS/ PALLET	UNITS/ SQFT	WEIGHT/ UNIT (LB)	WEIGHT/ PALLET (KG)	WEIGHT/ PALLET (LB)
KIT	 Inside Diameter 32" / 813mm Outside Diameter 43" / 1092mm Height 12" / 305mm	-	-	-	-	-	-	481	1060

CUSTOMIZE YOUR SPACE

PALLET INFORMATION / ESTIMATING CHART


■ BORDEAUX™ SERIES	BODY / ACCENT COLOUR	ITEM CODE	UNIT WEIGHT (KG)	UNIT WEIGHT (LB)
Fireplace	Sienna / Buff	70300791	1905	4200
Wood Boxes	Sienna / Buff	13140001	1392	3070
Linear Fireplace	Sienna / Buff	13000021	1678	3700
Linear Fire Table	Sienna / Buff	13000023	1393	3070
Brick Oven	Sienna / Buff	13000012	2819	6215
Grill Island (NG)	Sienna / Buff	13110010	1385	3055
Grill Island (LP)	Sienna / Buff	13110011	1385	3055
Fireplace	Sienna / Midnight	13070014	1905	4200
Wood Boxes	Sienna / Midnight	13140020	1392	3070
Linear Fireplace	Sienna / Midnight	13000019	1678	3700
Linear Fire Table	Sienna / Midnight	13000204	1393	3070
Brick Oven	Sienna / Midnight	13000014	2819	6215
Grill Island (NG)	Sienna / Midnight	13110014	1385	3055
Grill Island (LP)	Sienna / Midnight	13110015	1385	3055
Fireplace	Pewter / Midnight	13070012	1905	4200
Wood Boxes	Pewter / Midnight	13140020	1392	3070
Linear Fireplace	Pewter / Midnight	13000020	1678	3700
Linear Fire Table	Pewter / Midnight	13000203	1393	3070



■ BRISTOL™ SERIES	BODY / ACCENT COLOUR	ITEM CODE	UNIT WEIGHT (KG)	UNIT WEIGHT (LB)
Fireplace	Gascony / Ashbury	70580261	3286	7245
Wood Boxes	Gascony / Ashbury	70580334	1791	3950
Hearth	Gascony / Ashbury	70580262	535	1180
Grill Island	Gascony / Ashbury	13110008	1871	4125
Fireplace	Cotswold / Brookstone	70580312	3286	7245
Wood Boxes	Cotswold / Brookstone	70580534	1791	3950
Hearth	Cotswold / Brookstone	70580309	535	1180
Grill Island	Cotswold / Brookstone	13110009	1871	4125


CUSTOMIZE YOUR SPACE


PALLET INFORMATION / ESTIMATING CHART


BRIGHTON™ SERIES		BODY / ACCENT COLOUR	ITEM CODE	UNIT WEIGHT (KG)	UNIT WEIGHT (LB)
	Fireplace	Gascony / Ashbury	70580007	2642	5825
	Wood Boxes	Gascony / Ashbury	70300046	1451	3200
	Fireplace	Cotswold / Brookstone	70580378	2642	5825
	Wood Boxes	Cotswold / Brookstone	70580291	1451	3200

STACKSTONE FIRE PIT KIT			SQFT/ PALLET	SQFT/ LAYER	LAYER/ PALLET	UNITS/ PALLET	UNITS/ SQFT	WEIGHT/ UNIT (LB)	WEIGHT/ PALLET (KG)	WEIGHT/ PALLET (LB)
KIT		635 x 1067 x 406mm 25 x 42 x 16"	-	-	-	-	-	-	481	1060

WESTON STONE™ FIRE PIT			SQFT/ PALLET	SQFT/ LAYER	LAYER/ PALLET	UNITS/ PALLET	UNITS/ SQFT	WEIGHT/ UNIT (LB)	WEIGHT/ PALLET (KG)	WEIGHT/ PALLET (LB)
PYRAMID		711 x 1118 x 305mm 28 x 44 x 12"	-	-	-	-	-	-	540	1190
FLAT		711 x 1118 x 305mm 28 x 44 x 12"	-	-	-	-	-	-	540	1190


I-CON EDGER			LNFT/ PALLET	LAYER/ PALLET	UNITS/ PALLET	LNFT/PALLET (SOLDIER)	LNFT/PALLET (SAILOR)	UNITS/ SQFT	WEIGHT/ PALLET (KG)	WEIGHT/ PALLET (LB)
UNIT		300 x 93 x 100mm 12 x 3.5 x 4"	200	5	200	-	-	-	1428	3148

LANDINGS™ STEP			LNFT/ PALLET	LAYER/ PALLET	UNITS/ PALLET	LNFT/PALLET (SOLDIER)	LNFT/PALLET (SAILOR)	UNITS/ SQFT	WEIGHT/ PALLET (KG)	WEIGHT/ PALLET (LB)
STEP UNIT		1219 x 457 x 152mm 48 x 18 x 6"	24	-	6	-	-	-	1680	2574

MARINA™ COPING			LNFT/ PALLET	LAYER/ PALLET	UNITS/ PALLET	LNFT/PALLET (SOLDIER)	LNFT/PALLET (SAILOR)	UNITS/ SQFT	WEIGHT/ PALLET (KG)	WEIGHT/ PALLET (LB)
UNIT		150 x 300 x 60mm 6 x 12 x 2 3/8"	72	3	144	-	-	-	782	1725





CUSTOMIZE YOUR SPACE

PALLET INFORMATION / ESTIMATING CHART

STRATUS® EDGER			LNFT/ PALLET	LAYER/ PALLET	UNITS/ PALLET	LNFT/PALLET (SOLDIER)	LNFT/PALLET (SAILOR)	UNITS/ SQFT	WEIGHT/ PALLET (KG)	WEIGHT/ PALLET (LB)
UNIT		80 x 300 x 80mm 3 x 12 x 3"	320	8	320	-	-	-	1322	2914


ARTFORMS

PALLET INFORMATION / ESTIMATING CHART


ARTFORMS™			SQFT/ PALLET	SQFT/ LAYER	LAYER/ PALLET	UNITS/ PALLET	UNITS/ SQFT	WEIGHT/ UNIT (KG)	WEIGHT/ UNIT (LB)	WEIGHT/ PALLET (KG)	WEIGHT/ PALLET (LB)
OPEN END		76 x 457 x 914mm 3 x 18 x 36"	-	-	-	9	-	69	151	-	-
CLOSE END		76 x 457 x 914mm 3 x 18 x 36"	-	-	-	9	-	69	151	-	-
TOTAL			81	-	9	18	-		-	1315	2900
OPEN END		76 x 152 x 914mm 3 x 6 x 36"	-	-	-	3	-	24	52	-	-
CLOSE END		76 x 152 x 914mm 3 x 6 x 36"	-	-	-	18	-	24	52	-	-
TOTAL			31.5	-	3	21	-	-	-	499	1100

RESOURCES

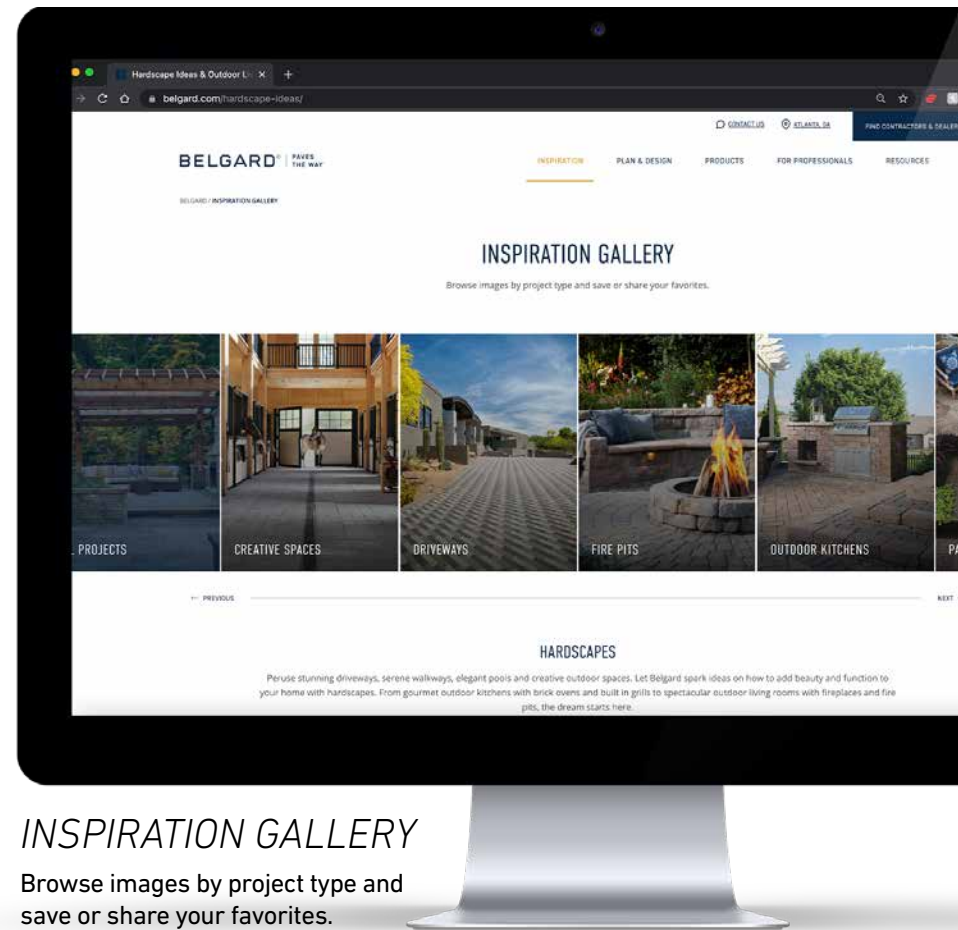
We offer an array of resources to help plan and design an outdoor living addition.



BELGARD
ROOMS



A simple way to design the outdoor addition you've been dreaming of.



BELGARD PAVES THE WAY

INSPIRATION GALLERY

Browse images by project type and save or share your favorites.

PROJECTS CREATIVE SPACES DRIVEWAYS FIRE PITS OUTDOOR KITCHENS

HARDSCAPES

Peruse stunning driveways, serene walkways, elegant pools and creative outdoor spaces. Let Belgard spark ideas on how to add beauty and function to your home with hardscapes. From gourmet outdoor kitchens with brick ovens and built in grills to spectacular outdoor living rooms with fireplaces and fire pits, the dream starts here.



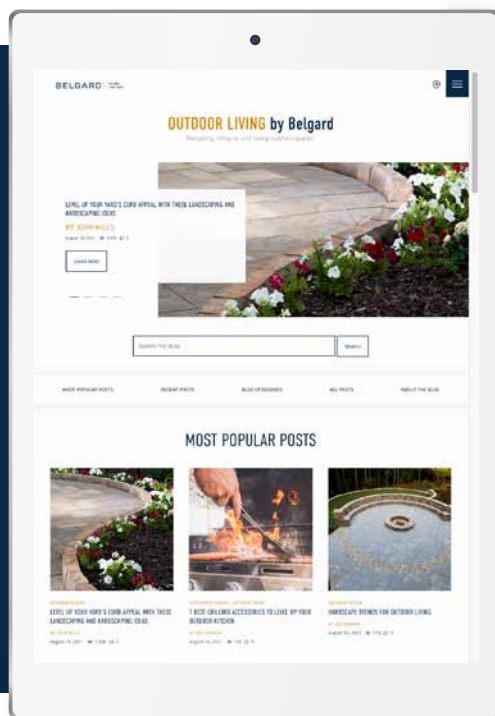
OUTDOOR LIVING BY BELGARD BLOG

The art of designing, living in, and loving outdoor spaces.



INSPIRATION GALLERY

Browse images by project type and save or share your favorites.



BELGARD

OUTDOOR LIVING by Belgard

LEVEL UP YOUR HOME'S CURB APPEAL WITH THESE LANDSCAPING AND HARDSCAPING IDEAS

MOST POPULAR POSTS

LEVEL UP YOUR HOME'S CURB APPEAL WITH THESE LANDSCAPING AND HARDSCAPING IDEAS

3 BEST CHALLENGES ACCESSIBLE TO LEVEL UP YOUR OUTDOOR KITCHEN

HARDSCAPE TRENDS FOR OUTDOOR LIVING



BELGARD
PAVES THE WAY

PROJECT GUIDE
YOUR OUTDOOR PROJECTS



PROJECT GUIDE

Everything you need to know about planning an outdoor living project.



BELGARD
PAVES THE WAY



DIGITAL CATALOG

Download or share a digital version of this catalog.

PEACE OF MIND, GUARANTEED

LIFETIME TRANSFERABLE LIMITED WARRANTY

Oldcastle® APG, Inc. ("Belgard") is proud to inform you that all of our interlocking concrete paver and retaining walls ("Products") meet and/or exceed the requirements of ASTM C-936 and ASTM C-1372. Belgard® guarantees its Products against these standards for the lifetime of the Product defined by ICPI. This guarantee does not apply to splitting, chipping or other breakage that could be caused by impact, abrasion or overloading. This warranty is transferable. The original proof of purchase is required.

This warranty is only valid if the material is installed under the guidelines of the ICPI (www.ICPI.org), The NCMA (www.ncma.org) or the Belgard Installation Guideline Manual. Improper installation voids this warranty. This warranty is for residential applications only and does not apply to commercial applications. It is recommended that the job be installed by a Belgard Preferred Contractor who provides a guaranty of their workmanship for a minimum of 2 years from the date of install. For warranty service, contact Belgard at 1-877-BELGARD. A service representative will investigate your claim within 10 business days. If the Belgard product fails to meet the specifications, Belgard will replace the defective product at no charge. Color matching cannot be guaranteed. Belgard will not be responsible for any replacement labor, consequential damages or incidental damages. This warranty gives you specific legal rights, and you may also have other rights which vary from province to province. Some states do not allow for the exclusion or limitation of incidental or consequential damages, so the above limitation or exclusion may not apply to you. All other warranties, express or implied are waived.

For specific information regarding warranty coverage and exclusions in regards to the Elements and Porcelain Paver products, please visit: Belgard.com/Warranty



EXPOCRETE LOCATIONS

Expocrete – Acheson Head Office
28234 Acheson Road
Acheson, AB T7X 6A9
Ph: 780-962-4010
Fx: 780-962-3230
Ph: 800-232-9443

Expocrete – Balzac (Calgary)
260032 RR 291
Rockyview County, AB
T4A 0T8
Ph: 800-279-3728
Fx: 403-279-4191

Expocrete – Richmond
Lafarge Plant Site, Gate 2,
Blundell @ Nelson Road
Richmond, BC V6W 1G4
Ph: 800-556-9733

Expocrete – Winnipeg
1436 Chevrier Blvd
Winnipeg, MB R3T 1Y6
Ph: 800-262-8869

Expocrete – Saskatoon
1839 - 11 Street West
Saskatoon, SK S7M 3B7
Ph: 800-279-3728

PAVERS

Aqua Roc™56	Mega-Arbel®40
Ardesie.....64	Mega-Libre®41
Aristokrat™ Series60	Module Series®29
Aristokrat™ Encore.....62	Na.Me.....65
Belgravia Smooth.....26	Noon66
Belgravia Slate.....38	Origins™ 12.....36
Bonneville Plank.....39	Quadral Slab44
Cobble.....50	River Rock.....42
Dimensions™ 618	River Rock Grana.....30
Dimensions™ 1220	Roman Euro.....48
Dimensions™ 1822	Saranak Slab.....45
Dimensions™ Accent.....24	Sedona Portage Slab.....46
Eco Dublin®.....57	SF Rima™58
Exposed Slab51	Stones 2.0.....68
Galiano Slab.....27	Turfstone™59
Holland Stone52	VS5-10832
Hydrapressed Slab54	
Kingston Smooth.....28	

WALLS

AB® Collection88

AB Europa®82	Artforms™12
AB Metropolitan™72	I-Con Edger103
Ashlar Tandem™80	Landings™ Step Unit.....104
Beltis & Mini Beltis Wall.....84	Marina™ Coping98
CornerStone®90	StackStone® Fire Pit Kit.....114
Melville Tandem™ Long74	Stratus® Edger.....102
Pisa2®91	Unico.....100
SienaEdge™76	Weston Stone™ Fire Pit Kit113
SienaStone®92	
StackStone®94	
Versa-Lok®95	
Weston Stone™86	
ZenWall™78	

CUSTOMIZE YOUR SPACE

Beltis Fire Pit Kit112
Bordeaux™ Series.....106
Bristol™ Series.....108
Brighton™ Series110

COLLECTIONS LEGEND

- Metropolitan Collection
- Natural Collection
- Heritage Collection
- Legacy Collection
- Environmental Collection
- Porcelain Collection



BELGARD[®]
PAVES THE WAY[™]

© Copyright 2021 Oldcastle APG, Inc. All Rights Reserved. BEL21-564

BELGARD.COM

PICTURED ON THE COVER: MY GARDENER LANDSCAPING LTD (CALGARY, AB)
DIMENSIONS[™] 18