



BELGARD
PAVES THE WAY

PRODUCT CATALOGUE



LOCAL SERVICE NATIONAL REACH

Belgard® has been North America's number one brand of pavers and landscape wall products for over 25 years.

The only nationwide provider of hardscape products, we have established ourselves as an industry leader and dedicated partner to homeowners and industry professionals alike. With over 20,000 hours each year dedicated to research and development, we are renowned for paving the way with expertise and innovations that guide industry trends.

Backed by a national infrastructure of more than 150 operating locations, every town is our town. Our network of Belgard Authorized Contractors is trained to deliver superior craftsmanship, and our products set the standard for quality. We proudly stand behind those products with a lifetime transferable limited warranty, giving you the peace of mind to know that your outdoor space will retain its beauty for years to come.

6 UNIQUE LOOKS TO FIT ANY STYLE

Collections by Belgard®, a simple, straightforward way to navigate our product offerings. Sorted by texture, each collection is a sampling of products that look great together no matter the application.

METROPOLITAN
Smooth finish. Straight lines.

NATURAL
Look of slate and worn stone. Sculpted.

LEGACY
Soft edges. Split face. Accent pieces.

HERITAGE
Antiqued. Tumbled.

ENVIRONMENTAL
Permeable. Eco-Friendly.

PORCELAIN
High-Definition. Unbeatable durability.



See page 5 for Belgard's 2021 Colour of the Year



44

PAVERS

METROPOLITAN

- Belgravia Smooth Slab.....p. 28
- Dimensions™.....p. 26
- Galiano Slab.....p. 29
- Kingston Smooth Slab.....p. 30
- Moduline Series®.....p. 31
- River Rock Grana.....p. 32
- Trapeza Paver.....p. 34
- VS-5.....p. 35

NATURAL

- Belgravia Slate Slab.....p. 36
- Bonneville Plank.....p. 37
- Mega-Arbel®.....p. 38
- Mega-Libre®.....p. 40
- Origins™.....p. 42
- River Rock.....p. 44
- Quadral Slab.....p. 45
- Saranak Slab.....p. 46
- Sedona Portage.....p. 47

HERITAGE

- Roman Euro.....p. 48

LEGACY

- Cobble.....p. 50
- Exposed Slab.....p. 51
- Holland Stone.....p. 52
- Hydrapressed Slab.....p. 53

ENVIRONMENTAL

- Aqua Roc™.....p. 54
- Eco Dublin™.....p. 55
- SF Rima™.....p. 56
- Turfstone™.....p. 57

PORCELAIN

- Aristokrat™ Series.....p. 64
- Ardesie.....p. 66
- Na.me.....p. 67
- Noon.....p. 68
- Stones 2.0.....p. 69
- Unico.....p. 70

PRODUCT FEATURES

- Belgard Rooms.....p. 6
- Geometric Shapes.....p. 58
- Borders and Accents.....p. 60



93

WALLS

METROPOLITAN

- AB Metropolitan™.....p. 74
- SienaEdge™.....p. 76
- ZenWall.....p. 78

NATURAL

- AB Aztec™.....p. 80

HERITAGE

- AB Europa™.....p. 82
- Beltis Wall.....p. 84
- RomanPisa.....p. 86
- RomanStack™.....p. 87
- Weston Stone™.....p. 88

LEGACY

- AB® Collection.....p. 90
- CornerStone.....p. 92
- Pisa2™.....p. 93
- SienaStone®.....p. 94
- Versa-Lok®.....p. 95
- StackStone.....p. 96



102

VERSATILE LANDSCAPING

METROPOLITAN

- Artforms™.....p. 100
- Melville Tandem™.....p. 102

NATURAL

- Ashlar Tandem™.....p. 104

FIRE FEATURES

NATURAL

- Bordeaux™ Series.....p. 108
- Bristol™ Series.....p. 109

HERITAGE

- Brighton™ Series.....p. 110
- Beltis Fire Pit Kit.....p. 111
- StackStone Fire Pit Kit.....p. 112
- Weston Stone™ Fire Pit Kits.....p. 113

ACCESSORIES

NATURAL

- Landings™ Step Unit.....p. 116
- Stratus™ Edger.....p. 118


LEGACY

- I-Con Edger.....p. 119

NOTE: Belgard® cannot guarantee printed colour swatches will match actual product. All colours shown are approximate representations of the standard product. Actual colours may vary slightly due to batch variances and environmental conditions at time of photography. Actual sizes may vary by region. Please contact your local Belgard representative for accurate samples, availability and pricing.



MARIGOLD
Belgard Colour of the Year



Combine Marigold with 2020 Colour of the Year, Terrarium, to energize your outdoor spaces.




TERRARIUM

BRIGHTEN *your* SPACE

with Belgard's Colour of the Year

A versatile and vibrant hue, Marigold pairs well with neutrals to add a boost of energy to the Naturalism trend.

Tying in perfectly with last year's pick, Terrarium, this punchy Colour of the Year acts like a ray of sunshine to add a cheerful vibe to your outdoor spaces.



MARIGOLD
Belgard Colour of the Year



MODERN FARMHOUSE DINING

Natural textures and clean lines combined to create a cozy warmth.



TIMELESS KITCHENS

Modern outdoor living with enduring, classic appeal.



CONTEMPORARY LIVING ROOMS

Neutral tones in a sleek flowing design that's ideal for entertaining.

EXPAND *your* LIVING SPACE

INTRODUCING BELGARD ROOMS

Express your personality in a way that's uniquely you. Our new Belgard Rooms program allows you to effortlessly pair the style of your home with the outdoor living amenities that you desire to create a 3-D fly-through rendering of the exact outdoor living space you've always wanted.

VISIT Belgard.com/Rooms
AND TAKE A TOUR TODAY



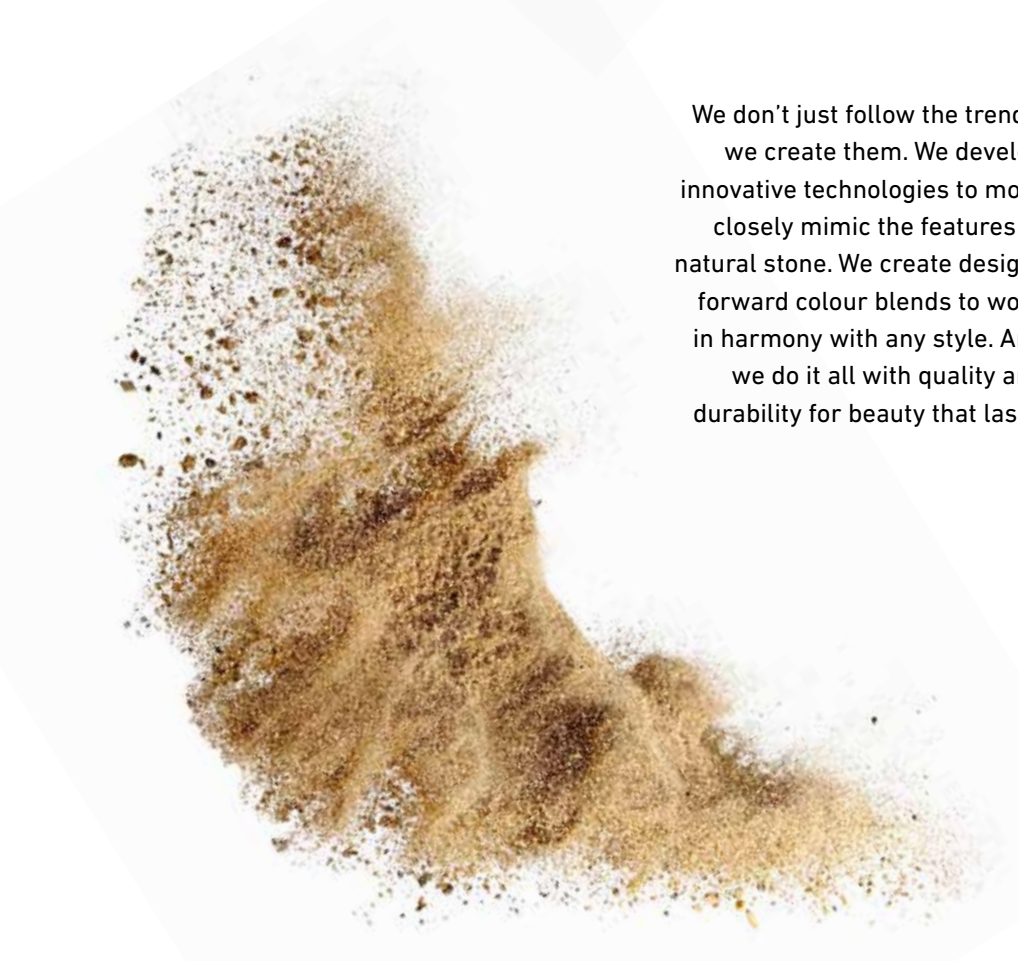
WATER



PIGMENT



COARSE & FINE AGGREGATE



We don't just follow the trends, we create them. We develop innovative technologies to more closely mimic the features of natural stone. We create design-forward colour blends to work in harmony with any style. And we do it all with quality and durability for beauty that lasts.

SEE WHAT WE'RE MADE OF



PORTLAND CEMENT



SLATE / RUSTIC



SCULPTED



COBBLED



DIMPLED



SMOOTH / GRANA



STANDARD



DISTRESSED



TUMBLER

TEXTURE

Texture plays an integral role in outdoor living design. The textures chosen can add a dimensional aspect, a time-worn aesthetic or an element of sophistication.

SCALE

Depending on the design goals, the shape and size of a paver can help make an outdoor space look more cozy, more open and contemporary, or more in harmony with the surrounding environment.



4" X 8" HOLLAND STONE



5" X 11 3/4" MELVILLE™ PLANK



6" X 12" DIMENSIONS™



15 3/4" X 11 3/4" MEGA-LIBRE™



15 3/4" X 23 3/4" TURFSTONE™

COLOUR TECHNOLOGY

BRIGHTER COLOURS, LONGER.


Belgard® uses a variety of cutting edge technologies to improve product durability and make sure colours stand the test of time. Through the use of proprietary admixtures and in-line treatments, we are able to protect our products from the very beginning, during the manufacturing process.

To find out what's available with TextureGuard, look for this icon on select product pages.



TEXTUREGUARD™

Extends Life for Pavers & Walls





WHAT IS TEXTUREGUARD?

TextureGuard fuses a top layer of rich pigments with Belgard's core colour process. The result is a paver and wall with a richness and purity of colour that's sleek and vibrant. With a base of coarser aggregates for a strong foundation and a top layer of wear resistant finer aggregates, you have a product with unparalleled colour vibrancy that will stand the test of time. That's the TextureGuard difference.



Visit Belgard.com to learn more about how to protect your pavers & walls.



INTRICATE DESIGNS MADE SIMPLE

INTRODUCING ORIGINS & DIMENSIONS


Every outdoor living project starts with your space. With Origins™ and Dimensions™ you don't have to sacrifice style for size. Multiple 3-piece and accent options work together to fit your project's scale and your aesthetic.

LEARN MORE AT Belgard.com/Simple



MIX TEXTURES

Pair smooth textures with natural finishes to add a modern flair. A rustic element adds warmth to modern settings.



MADE FOR EACH OTHER

Pieces fit together to allow for intricate installs with no cuts.



CONTRAST BIG WITH SMALL

A myriad of size options opens the field for high-impact design.



MATCH TONES, NOT COLOURS

Pair a cool charcoal with a muted clay or a smoky grey with a warm ocher for colour schemes that wow.




CUSTOM BORDER SIZING FOR MAXIMUM DESIGN FLEXIBILITY

Get more design options! Contact your Belgard Representative for availability and lead times.


SHAPES & SIZES

6 X 12 | 60MM 12 X 24 | 60MM




152 x 305 x 60mm
6 x 12 x 2 3/8" 305 x 610 x 60mm
12 x 24 x 2 3/8"






METROPOLITAN & LEGACY
 The soft edges of Legacy accent the smooth, straight lines of Metropolitan



HERITAGE & LEGACY
 Use the Legacy collection to accent the antiqued look of Heritage

MIX, MATCH & MORE WITH COLLECTIONS



NATURAL & HERITAGE
 The worn stone slate of Natural pairs well with the antiqued look of Heritage



NATURAL & METROPOLITAN
 The sculpted look of Natural provides textural contrast to the smooth finish of Metropolitan



Top: Galiano Slab in Totino Grey
 Bottom: ZenWall in Charcoal & River Rock in Totino Grey
 Right: Melville Tandem™ in Victorian, Dimensions™ in Victorian
 & Dimensions™ Border in Charcoal





*Top: Roman Euro in Charcoal & Roman Revers-a-cap in Charcoal
 Bottom: Pisa2" in Rustic with Charcoal Cap, Roman Euro Circle Kit in Rustic/Charcoal & StackStone Fire Pit Kit in Rustic
 Left: Holland Stone in Charcoal with Desert Buff Border*







Top: Landings™ Step Unit in Charcoal & Dimensions™ in Tofino Grey

Bottom: Aristokrat™ Series in Dover Grey

Right: Bordeaux™ Series Fireplace in Sienna/Midnight, Roman Euro in Rustic with Charcoal Border, Mega-Libre™ in Rustic & Ashlar Tandem™ Wall in Victorian





Top: AB Europa® in Rocky Mountain Blend
 Bottom: Revers-a-cap in Charcoal & Roman Euro in Rustic
 Left: Bristol™ Series Fireplace in Gascony Tan/Ashbury Haze, Pisa2® Wall in Charcoal & River Rock in Rustic



LEGEND




METROPOLITAN

- 28** Belgravia Smooth Slab
- 26** Dimensions™
- 29** Galiano Slab
- 30** Kingston Smooth Slab
- 31** Moduline® Series
- 32** River Rock Grana
- 34** Trapeza Paver
- 35** VS-5

NATURAL

- 36** Belgravia Slate Slab
- 37** Bonneville Plank
- 38** Mega-Arbel®
- 40** Mega-Libre®
- 42** Origins™
- 44** River Rock
- 45** Quadral Slab
- 46** Saranak Slab
- 47** Sedona Portage



HERITAGE

- 48** Roman Euro

LEGACY

- 50** Cobble
- 51** Exposed Slab
- 52** Holland Stone
- 53** Hydrapressed Slab

ENVIRONMENTAL

- 54** Aqua Roc™
- 55** Eco Dublin®
- 56** SF Rima™
- 57** Turfstone™

slate
smooth
tumbled

PAVERS



NEW

DIMENSIONS™

3-PIECE SYSTEM + ACCENT



CHARCOAL

MOUNTAIN ASH



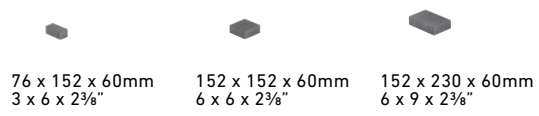
TOFINO GREY

VICTORIAN

**COMTEMPORARY
SMOOTH
MODULAR**

TEXTUREGUARD™
TextureGuard fuses a top layer of rich pigments with Belgard's core colour process.
Please refer to page 10 for more information.

DIMENSIONS 6 | 60MM*




76 x 152 x 60mm
3 x 6 x 2 3/8"

152 x 152 x 60mm
6 x 6 x 2 3/8"


152 x 230 x 60mm
6 x 9 x 2 3/8"

6 X 12 | 60MM




152 x 305 x 60mm
6 x 12 x 2 3/8"

12 X 24 | 60MM



305 x 610 x 60mm
12 x 24 x 2 3/8"

DIMENSIONS 12 | 60MM*




152 x 305 x 60mm
6 x 12 x 2 3/8"

305 x 305 x 60mm
12 x 12 x 2 3/8"

457 x 305 x 60mm
18 x 12 x 2 3/8"

DIMENSIONS 18 | 60MM



230 x 457 x 60mm
9 x 18 x 2 3/8"

457 x 457 x 60mm
18 x 18 x 2 3/8"

685 x 457 x 60mm
27 x 18 x 2 3/8"

Also available in Grey
**Only Dimensions 6 and Dimensions 12 is recommended for driveway applications*
TextureGuard only available in Tofino Grey & Mountain Ash





CHARCOAL

GREY

VICTORIAN*

L
LARGE-FORMAT
TIMELESS
ADAPTABLE



BELGRAVIA SMOOTH SLAB

SQUARE | 45MM **LARGE SQUARE | 45MM** **LARGE RECTANGLE | 45MM**



450 x 450 x 45mm
17.7 x 17.7 x 1.77"



600 x 600 x 45mm
24 x 24 x 1.77"



300 x 600 x 45mm
12 x 24 x 1.77"

**Not available in 450 x 450*



GALIANO SLAB



MOUNTAIN ASH

TOFINO GREY

R
RICH-COLOUR
MODERN
LARGE FORMAT

T **TEXTUREGUARD™**
TextureGuard fuses a top layer of rich pigments with Belgard's core colour process.
Please refer to page 10 for more information.


SLABS | 50MM



300 x 600 x 50mm
12 x 24 x 2"



600 x 600 x 50mm
24 x 24 x 2"



NATURAL GREY

III
MODERN
EASY-TO-USE
FUNCTIONAL



KINGSTON

SMOOTH SLAB

PATIO SLAB | 41MM



194 x 391 x 41mm
8 x 16 x 2"

ROUND SLAB



12"



MODULINES

SERIES[®]

**SPECIAL
ORDER**




CHARCOAL



GREY



RUSTIC



TOSCANA



VICTORIAN

III
SLEEK
CONTEMPORARY
PLANK

4 X 18 | 100MM




102 x 457 x 100mm
4 x 18 x 4"

4 X 24 | 100MM



102 x 600 x 100mm
4 x 24 x 4"

12 X 24 | 100MM



300 x 600 x 100mm
12 x 24 x 4"



RIVER ROCK

GRANA



CHARCOAL



MOUNTAIN ASH



RUSTIC*



TOFINO GREY



VICTORIAN


SMOOTH
CLEAN
RANDOM

 **TEXTUREGUARD™**
TextureGuard fuses a top layer of rich pigments with Belgard's core colour process.
Please refer to page 10 for more information.

3-PIECE MODULAR | 80MM



290 x 145 x 80mm
5.7 x 11.4 x 3.1"



290 x 290 x 80mm
11.4 x 11 x 3.1"



290 x 435 x 80mm
11.4 x 14 x 3.1"

**Special order*

TextureGuard only available in Tofino Grey & Mountain Ash





CHARCOAL



GREY



RUSTIC



VICTORIAN

IM
UNIQUE
AVANT-GARDE
MODERN



SPECIAL ORDER TRAPEZA PAVER

TRAPEZA | 100MM



380 x 253.3 / 126.7 x 100mm
15 x 9.9 / 4.9 x 4"



SPECIAL ORDER VS 5



CHARCOAL



DARK GREY



DESERT BUFF



GREY

NEW



MOUNTAIN ASH*



RUSTIC*



TOFINO GREY*

IM
INTERLOCKING
MULTIFACETED
RESILIENT

T TEXTUREGUARD™
TextureGuard fuses a top layer of rich pigments with Belgard's core colour process.
Please refer to page 10 for more information.

NEW SIZE

3 X 12 | 108MM



75 x 300 x 108mm
3 x 12 x 4.3"

6 X 12 | 108MM




150 x 300 x 108mm
6 x 12 x 4.3"

12 X 12 | 108MM



300 x 300 x 108mm
12 x 12 x 4.3"

12 X 24 | 108MM



300 x 600 x 108mm
12 x 24 x 4.3"

**Swatches represent product colour only, not shape or surface texture
TextureGuard only available in Tofino Grey & Mountain Ash*



CHARCOAL


NATURAL
ELEGANT
CLASSIC




BELGRAVIA SLATE SLAB

SQUARE | 45MM **LARGE SQUARE | 45MM**



450 x 450 x 45mm
17.7 x 17.7 x 1.77"



600 x 600 x 45mm
24 x 24 x 1.77"



BONNEVILLE™ PLANK



CHARCOAL

CANYON BROWN


AUTHENTIC
WOOD GRAIN
TEXTURED

PLANK | 60MM



600 x 200 x 60mm
24 x 8 x 2.4"



SPECIAL
ORDER

MEGA-ARBEL®



CHARCOAL



RUSTIC



TOSCANA



VICTORIAN



TEXTURED
NATURAL
VERSATILE

80MM



390 x 552 x 80mm
15 x 21 x 3.1"



MEGA-LIBRE®



CHARCOAL



RUSTIC



VICTORIAN


AUTHENTIC
RANDOM
UNIQUE

2-PIECE | 60MM



393 x 756 x 60mm
15.5 x 30 x 2.4"



390 x 563 x 60mm
15 x 22 x 2.4"





NEW

ORIGINS™

3-PIECE SET



CHARCOAL




MOUNTAIN ASH*



RUSTIC*



TOFINO GREY*


TEXTURED
SLATE
MODULAR

 **TEXTUREGUARD™**
TextureGuard fuses a top layer of rich pigments with Belgard's core colour process.

Please refer to page 10 for more information.

ORIGINS12 | 60MM



152 x 305 x 60mm
6 x 12 x 2 3/8"





305 x 305 x 60mm
12 x 12 x 2 3/8"



457 x 305 x 60mm
18 x 12 x 2 3/8"

*TextureGuard only available in Tofino Grey & Mountain Ash
Swatches represent product colour only, not shape or surface texture





CHARCOAL

MOUNTAIN ASH*

RUSTIC

TOFINO GREY*

VICTORIAN


TEXTUREGUARD™
TextureGuard fuses a top layer of rich pigments with Belgard's core colour process.
Please refer to page 10 for more information.

**RUSTIC
TEXTURED
NATURAL**



RIVER ROCK

3-PIECE MODULAR | 80MM



290 x 145 x 80mm 5.7 x 11.4 x 3.1"
290 x 290 x 80mm 11.4 x 11 x 3.1"
290 x 435 x 80mm 11.4 x 14 x 3.1"

**Swatches represent product colour only, not surface texture or shape.
TextureGuard only available in Tofino Grey & Mountain Ash*



QUADRAL SLAB




EARTH BLEND

SHADOW BLEND

**DISTINCTIVE
MULTI-FACED
GENUINE**

16 X 16 | 45MM



400 x 400 x 45mm
16 x 16 x 1.77"



EARTH BLEND



GRANITE



SHADOW BLEND


GRANDIOSE
RUSTIC
MODULAR



SARANAK SLAB

16 X 16 | 45MM **16 X 24 | 45MM**



400 x 400 x 45mm
16 x 16 x 1.77"



400 x 600 x 45mm
16 x 24 x 1.77"

SLAB | 43MM




387 x 530 x 43mm
15.25 x 21 x 1.8"



SEDONA PORTAGE



BROWN



CHARCOAL


FUNCTIONAL
CONSISTENT
TEXTURED



ROMAN EURO



CHARCOAL



DESERT BUFF*



GREY*



RUSTIC



VICTORIAN



TUMBLED
DISTRESSED
NATURAL

NEW SIZE

4 X 8 | 60MM



100 x 200 x 60mm
4 x 8 x 2.4"

6 X 6 | 60MM



150 x 150 x 60mm
6 x 6 x 2.4"

6 X 7 | 60MM



150 x 175 x 60mm
6 x 7 x 2.4"

6 X 9 | 60MM



150 x 225 x 60mm
6 x 9 x 2.4"

9 X 9 | 80MM



225 x 225 x 60mm
9 x 9 x 2.4"

CIRCLE KIT



Also available in Aspen Grey

*Special order

Roman Euro Circle Kit is offered complete with all the pavers needed to lay out approximately 1 - 8.5' circle or 2 - 5' circles. Circle kit installation guide available at Belgard.com





CHARCOAL



RUSTIC

 TIME-WORN
COBBLESTONE
PILLOW-TOP



COBBLE

4.5 X 4.5 | 60MM



115 x 115 x 60mm
4.5 x 4.5 x 2.4"

4.5 X 7 | 60MM



115 x 172 x 60mm
4.5 x 6.7 x 2.4"

COBBLE CIRCLE KIT



230 x 300 x 60mm
9 x 12 x 2.4"

Cobble Circle Kit comes complete with all the pavers needed to lay out approximately 1 - 7' circle or 2 - 5' circles. Download the Cobble Circle Kit installation guide at Belgard.com



EXPOSED SLAB



EXPOSED

 RUSTIC
NATURAL
SIMPLE

12" ROUND



300mm Diameter
12" Diameter

20" ROUND



500mm Diameter
20" Diameter

16" SQUARE



400 x 400mm
16 x 16"


24" SQUARE



600 x 600mm
24 x 24"



CHARCOAL



DESERT BUFF*



GREY



RED*



RUSTIC









VICTORIAN


 CLASSIC
 ADAPTABLE
 MULTI-SIZED



HOLLAND STONE

2 X 8 60MM	4 X 4 60MM	4 X 8 60MM	8 X 8 60MM	12 X 12 60MM	4 X 8 80MM
					
50 x 200 x 60mm 2 x 8 x 2.4"	100 x 100 x 60mm 4 x 4 x 2.4"	100 x 200 x 60mm 4 x 8 x 2.4"	200 x 200 x 60mm 8 x 8 x 2.4"	300 x 300 x 60mm 12 x 12 x 2.4"	100 x 200 x 80mm 4 x 8 x 3.1"

**Special order*



HYDRAPRESSED SLAB




ATHEN SQUARE CHARCOAL







RUNDLE SLAB CHARCOAL



DIAMOND


 FUNCTIONAL
 PRACTICAL
 CLASSIC

ATHEN SQUARE	RUNDLE SLAB	DIAMOND 600 X 600	DIAMOND 600 X 750
			
600 x 600 x 45mm 24 x 24 x 1.75"	600 x 750 x 45mm 24 x 30 x 1.75"	600 x 600 x 45mm 24 x 24 x 1.75"	600 x 750 x 45mm 24 x 30 x 1.75"



DARK CHARCOAL



GREY



TOSCANA



VICTORIAN


TRADITIONAL
CLASSIC
PERMEABLE



AQUA ROC™

**SPECIAL
ORDER**

80MM



114 x 230 x 80mm
4.5 x 9 x 3.1"



ECO DUBLIN®

**SPECIAL
ORDER**



GREY



TOSCANA



VICTORIAN


PERMEABLE
MULTI-PIECE
DURABLE

3-PIECE MODULAR | 80MM



88 x 175 x 80mm
3.5 x 7 x 3.1"



175 x 175 x 80mm
7 x 7 x 3.1"



175 x 261 x 80mm
7 x 10 x 3.1"



CHARCOAL

OE
WIDE-JOINT
TRUSTED
MODERN



SF RIMA™

80MM



240 x 240 x 80mm
9.4 x 9.4 x 3.1"

SPECIAL
ORDER
RIMA™



TURFSTONE™



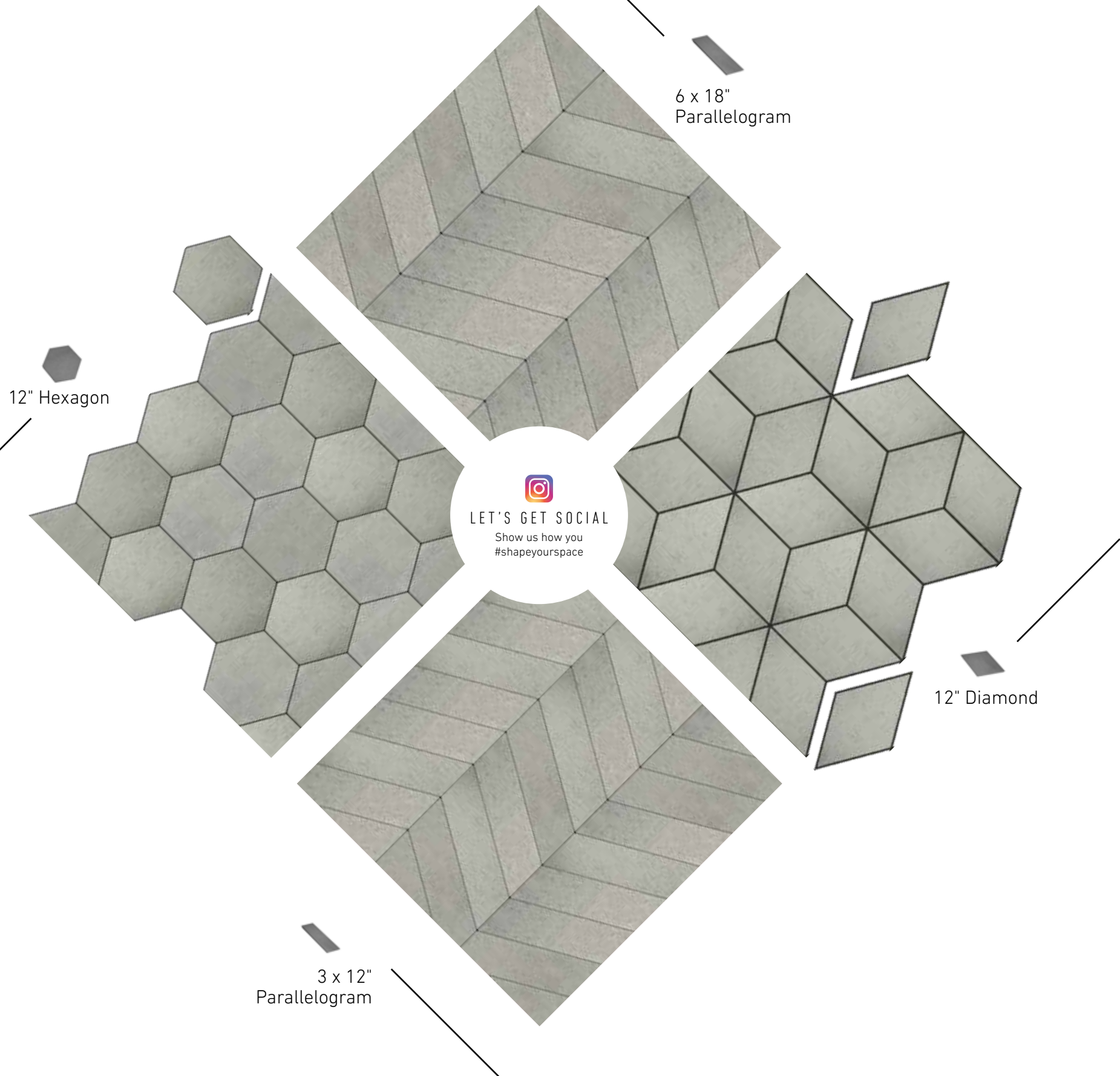
GREY

OE
UTILITY
VERSATILITY
VALUE

80MM



600 x 400 x 80mm
24 x 16 x 3.1"



SHAPE YOUR SPACE

Create ultramodern or art deco paver designs with new geometric shapes. Use alone or in combination to add a visually interesting border, inlay or to go all out with a patio that really pops! With shapes all designed in increments of 3", you can mix and match to create a truly unique look.

VISIT Belgard.com/Geo
FOR PROJECT INSPIRATION AND CONTACT
YOUR BELGARD REPRESENTATIVE FOR
AVAILABILITY AND LEAD TIMES

 DESIGN TIP

These shapes modulate with the new Origins and Dimensions pavers.

See page 12 for information on Modularity.






BORDERED *or* BOUNDLESS


ROMAN EURO (SIZES SOLD SEPARATELY)



DIMENSIONS (SIZES SOLD SEPARATELY)



HOLLAND STONE (SIZES SOLD SEPARATELY)




COBBLE



EASY STYLE WITH BORDERS

Borders and banding can take your project to a whole new level. Ask your Belgard Authorized Contractor about complementing border options for your project.



ACCENTUATE STYLE


Using the same paver but at a different angle or choosing a contrasting colour can add personality to your outdoor space. Introducing different shapes and textures can add richness and drama to even the simplest design.

TOP: Holland Stone & Origins™

LEFT: Dimensions™, Roman Euro & Mega-Libre®

RIGHT: Roman Euro & Dimensions™





PORCELAIN

PORCELAIN

64
Aristokrat™ Series

66
Ardesie

67
Na.Me

68
Noon

69
Stones 2.0

70
Unico

LEGEND



PORCELAIN



UNIFORM APPEARANCE



SLIGHT VARIATION



MODERATE VARIATION



SUBSTANTIAL VARIATION



REFLECTIVE SCALE

stone finish
wood finish
concrete finish

NEW ARISTOKRAT™ SERIES

STONE FINISH



ARCTIC MIST



BLACKSTONE



BLUESTONE



CARRARA MARBLE



CASCADE GRANITE



COFFEE CREAM



DOVER GREY



GLACIER GRANITE



ONYX



PACIFIC COAST GRANITE



SIENNA TRAVERTINE



 DYNAMIC
DIMENSIONAL
VERSATILE

24 X 24



598 x 598 x 20mm
23½ x 23½ x ¾"

24 X 48



598 x 1200 x 20mm
23½ x 47¼ x ¾"

COPING &
STAIR TREAD



298 x 598 x 20mm
11¾ x 23½ x ¾"



Spacers are required for all porcelain paver installations. For vehicular applications, there must be a mortar install over a concrete slab. Visit Belgard.com/porcelain for additional installation details.





AFRICAN STONE
AD 03 NAT



BLACK REEF
AD 04 NAT



VULCAN
AD 05 NAT



 CASUAL
VARIETY
NATURAL



ARDESIE

MIRAGE
Porcelain. Design. Sustainability

24 X 24

UNICO



23.54 x 23.54 x 3/4



12.99 x 23.54 x 3/4



Spacers are required for all porcelain paver installations.
For vehicular applications, there must be a mortar install
over a concrete slab. Visit Belgard.com/porcelain for
additional installation details.

24 X 24



23.54 x 23.54 x 3/4



Spacers are required for all porcelain paver installations.
For vehicular applications, there must be a mortar install
over a concrete slab. Visit Belgard.com/porcelain for
additional installation details.



NAME

MIRAGE
Porcelain. Design. Sustainability



LUMNEZIA
NE 21 ST



GRIS BELGE
NE 31 ST



 NATURAL
TIMELESS
UNIQUE



DAYLIGHT
NN 01 ST



EMBER
NN 02 ST



HONEY
NN 03 ST



 WARM
LIVELY
AGED



NOON

MIRAGE
Porcelain. Design. Sustainability.

8 X 48



7.64 x 47.17 x 3/4



Spacers are required for all porcelain paver installations.
For vehicular applications, there must be a mortar install
over a concrete slab. Visit [Beldgard.com/porcelain](http://Belgard.com/porcelain) for
additional installation details.

24 X 24



60 x 60 x 2cm
23.54 x 23.54 x 3/4

UNICO



33 x 60 x 2cm
12.99 x 23.54 x 3/4



Spacers are required for all porcelain paver installations.
For vehicular applications, there must be a mortar install
over a concrete slab. Visit Beldgard.com/porcelain for
additional installation details.



STONES 2.0

MIRAGE
Porcelain. Design. Sustainability.



CHAMBROD
SO 05 ST



PIERRE BLEUE
SO 10 ST



PIERRE BLEUE SABLÉE
SO 11 ST



 BALANCED
INTENSE
NATURAL



UNICO

STEP & COPING

ARDESIE



AFRICAN STONE
AD 03 NAT



BLACK REEF
AD 04 NAT



VULCAN
AD 05 NAT



STONES 2.0



CHAMBROD
SO 05 ST



PIERRE BLEUE
SO 10 ST



PIERRE BLEUE SABLÉE
SO 11 ST



A SINGLE SOLUTION FOR TWO INSTALLATION NEEDS

This versatile porcelain unit is processed on both sides to give you maximum flexibility and design freedom. Unico can be used as a step and as a coping for swimming pools. With a rounded, bullnose edge or straight edge, this uniquely functional border piece looks great from every angle.

UNICO



33 x 60 x 2cm
12.99 x 23.54 x 3/4



ROUNDED EDGE

STRAIGHT EDGE

MIRAGE
Porcelain Design Sustainability





WALLS

LEGEND



METROPOLITAN

- 74** AB Metropolitan™
- 76** SienaEdge™
- 78** ZenWall

NATURAL

- 80** AB Aztec®

HERITAGE

- 82** AB Europa®
- 84** Beltis Wall
- 86** RomanPisa

- 87** RomanStack®

- 88** Weston Stone™

LEGACY

- 90** AB® Collection
- 92** CornerStone
- 93** Pisa2®

- 94** SienaStone®

- 95** Versa-Lok®

- 96** StackStone

freestanding retaining garden



NEW

AB

METROPOLITAN™



GRANVILLE GREY



ROCKY MOUNTAIN



SILVERADO



RETAINING

CONTEMPORARY
SLEEK
SMOOTH

STANDARD



460 x 300 x 200mm
18 x 12 x 8"

CORNER



397 x 200 x 200mm
16 x 8 x 8"

CAP



460 x 300 x 90mm
18 x 12 x 3.5"





SIENAEDGE™



CHARCOAL



GREY



RETAINING

MODERN
AVANT-GARDE
ELEGANT

STANDARD



1000 x 290 x 180mm
39 x 11.5 x 7"

CORNER/COPING



1000 x 290 x 180mm
39 x 11.5 x 7"





ZEN WALL



GREY




CHARCOAL



GARDEN WALL

DISTINCTIVE
DOUBLE-SIDED
STACKWALL

STANDARD




325 x 195 x 75mm
13 x 8 x 3"

CORNER




320 x 160 x 75mm
12.5 x 6.3 x 3"

STRAIGHT CAP



329 x 130 x 75mm
13 x 5 x 3"





AB AZTEC®



ROCKY MOUNTAIN



SILVERADO



RETAINING

SCULPTED
VERSATILE
EVERLASTING

CLASSIC 6°




460 x 300 x 200mm
18 x 12 x 8"

JUMBO 6°




230 x 230 x 200mm
9 x 9 x 8"

LITE



460 x 230 x 120mm
18 x 9 x 4.75"

HALF LITE




230 x 230 x 120mm
9 x 9 x 4.75"

18" CAP



460 x 300 x 90mm
18 x 12 x 3.5"

CORNER



400 x 200 x 200mm
16 x 8 x 8"





ABEUROPA[®]

COLLECTION



ROCKY MOUNTAIN



SILVERADO



RETAINING

TUMBLER
OLD WORLD
NATURAL

DOVER



420 x 175 x 150mm
16.5 x 7 x 6"

PALLERMO



230 x 240 x 200mm
9 x 9.5 x 8"

BARCELONA



460 x 265 x 100mm
18 x 10.5 x 4"

BORDEAUX



460 x 265 x 100mm
18 x 10.5 x 4"

12" CAP



300 x 300 x 90mm
18 x 12 x 3.5"

16" CORNER



397 x 200 x 200mm
16 x 8 x 8"





BELTIS

WALL



EARTH BLEND



SHADOW BLEND



GARDEN WALL

CHISELED
TUMBLER
QUARRIED

BELTIS



293 x 185 x 100mm
11.5 x 7.3 x 4"

MINI BELTIS



229 x 127 x 76mm
9 x 5 x 3"





CHARCOAL

RUSTIC



RETAINING

TUMBLER
RUSTIC
TRADITIONAL



ROMAN PISA

SPECIAL ORDER

STANDARD



200 x 300 x 150mm
8 x 12 x 6"

TIGHT RADIUS




200(F) / 150(B) x 300 x 150mm
8(F) x 6(B) x 12 x 6"

CORNER




510 x 200 x 150mm
20 x 8 x 6"

18" CAPSTONE



457 x 305 x 203mm
18 x 12 x 3"

ROMAN REVERS-A-CAP



200(F) / 177(B) x 356 x 100mm
8(F) / 7(B) x 14 x 4"

STANDARD



200(F) & 150(B) x 200 x 100mm
8(F) & 6(B) x 8 x 4"

TIGHT RADIUS



200(F) & 100(B) x 200 x 100mm
8(F) & 4(B) x 8 x 4"

CORNER



200(F) & 178(B) x 280 x 100mm
8(F) & 7(B) x 11 x 4"

CAP



200(F) & 150(B) x 200 x 100mm
8(F) & 6(B) x 8 x 4"



ROMAN STACK

SPECIAL ORDER



CHARCOAL

RUSTIC



GARDEN WALL

WEATHERED
DRY STACKED
DOUBLE-SIDED



WESTON STONE™



CHARCOAL



RUSTIC



VICTORIAN



GARDEN WALL

MULTI-USE
TUMBLED
DURABLE

UNIVERSAL



300 x 200 x 100mm
12 x 8 x 4"





AB[®] COLLECTION



CHARCOAL



GREY



MANITOBA
STONE*



ROCKY MOUNTAIN



SILVERADO



SANDSTONE**



RETAINING
TEXTURED
NATURAL
EUROPEAN

3°
CLASSIC 3°
AB STONE 12°
AB VERTICAL



460 x 300 x 200mm
18 x 12 x 8"

JUMBO 6°



230 x 240 x 200mm
9 x 9.5 x 8"

LITE



460 x 300 x 100mm
18 x 12 x 4"

JR. LITE



230 x 300 x 100mm
9 x 12 x 4"

12" & 18" CAP



300 x 300 x 92 or
460 x 300 x 95mm

12" & 18" CORNER



300 x 200 x 200 or
400 x 200 x 200mm

*Only available in Manitoba

**Special order





CHARCOAL*



DESERT BUFF**



GREY



RUSTIC*

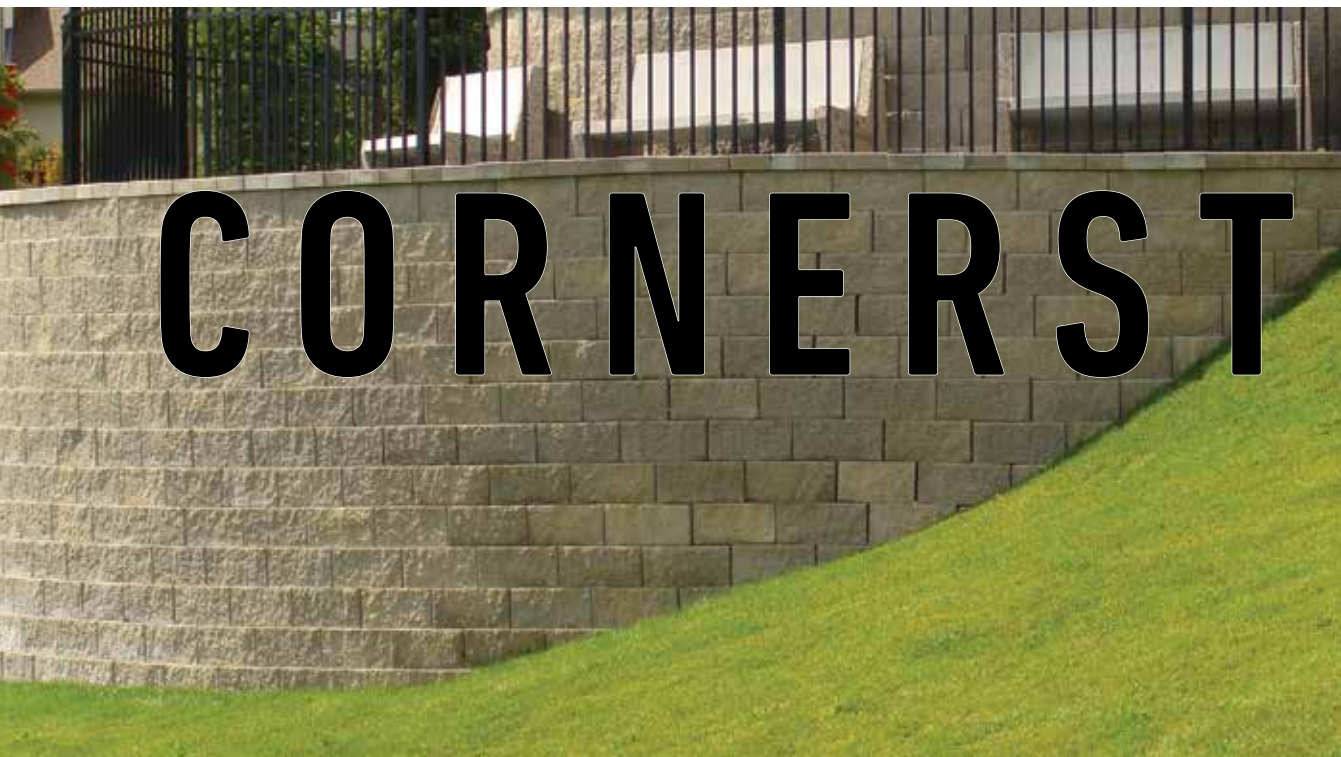


RETAINING

CLASSIC
SPLIT FACE
MULTI-FUNCTIONAL



PISA 2®



CORNERSTONE®



RETAINING

UNEMBELLISHED
ADAPTABLE
ENDURING



CHARCOAL



GREY*




RUSTIC



VICTORIAN*

FLAT FACE




475 x 305 x 203mm
18 x 12 x 8"

CORNER




457 x 230 x 200mm
18 x 9 x 8"

18" CAPSTONE



457 x 305 x 203mm
18 x 12 x 3"

REVERS-A-CAP



200(F) / 177(B) x 356 x 76mm
8(F) / 7(B) x 14 x 3"

*Only available in Alberta

**Special order

STANDARD



200 x 300 x 150mm
8 x 12 x 6"

TIGHT RADIUS



200(F) / 150(B) x 300 x 150mm
8(F) x 6(B) x 12 x 6"

CORNER




510 x 200 x 150mm
20 x 8 x 6"

18" CAPSTONE



457 x 305 x 203mm
18 x 12 x 3"

REVERS-A-CAP



200(F) / 177(B) x 356 x 100mm
8(F) / 7(B) x 14 x 4"

*Special order




CHARCOAL

GREY



RETAINING

STURDY
UNMATCHED
UNPARALLELED



SIENASTONE®

333 STANDARD



1000 x 333 x 184mm
39 x 13 x 7.25"

500 STANDARD



1000 x 500 x 184mm
39 x 19.7 x 7.25"

925 STANDARD



1000 x 925 x 184mm
39 x 36.4 x 7.25"

CORNER



1000 x 500 x 184mm
39 x 19.7 x 7.25"

CURVE



500(F) / 430(B) x 500 x 184mm
19.7(F) / 17(B) x 19.7 x 7.25"

CAP



1000 x 500 x 184mm
39 x 19.7 x 7.25"



ONLY AVAILABLE IN
SASKATCHEWAN
& MANITOBA

VERSA-LOK®



CHARCOAL

GREY/CHARCOAL
BLEND

BEIGE/CHARCOAL
BLEND



RETAINING

TRUSTED
PIN SYSTEM
CLASSIC

STANDARD



406(F) x 355(B) x 300 x 153mm
16(F) x 14(B) x 12 x 6"

CAP



406(F) x 355(B) x 300 x 92mm
16(F) x 14(B) x 12 x 3.6"



STACKSTONE®



CHARCOAL



RUSTIC



VICTORIAN*



GARDEN WALL

SIMPLE
SELF-ALIGNING
DIY FRIENDLY

STANDARD



200(F) & 150(B) x 200 x 100mm
8(F) & 6(B) x 8 x 4"

TIGHT RADIUS



200(F) & 100(B) x 200 x 100mm
8(F) & 4(B) x 8 x 4"

CORNER



200(F) & 178(B) x 280 x 100mm
8(F) & 7(B) x 11 x 4"

CAP



200(F) & 150(B) x 200 x 100mm
8(F) & 6(B) x 8 x 4"

**Special order*





When your project demands more from a product, these materials offer limitless possibilities

VISIT Belgard.com/VersatileLandscaping FOR OUR PROJECT IDEA BOOK AND MORE

METROPOLITAN

100
Artforms™

102
Melville Tandem™

NATURAL

104
Ashlar Tandem™

LEGEND



VERSATILE LANDSCAPING



REVOLUTIONIZE *your* PATIO

CUSTOMIZE YOUR SPACE WITH ARTFORMS™

This revolutionary system utilizes a large-format modular panel system to create infinite design possibilities with ease. High-strength concrete is mechanically fastened with stainless steel hardware creating little to no mess or disruption.



Functionality and aesthetics in one landscape

Sleek, modern, and beautiful

SHAPES & SIZES



18 x 36 x 3



6 x 36 x 3

AVAILABLE COLOURS



SCANDINA GREY



AMBER BEIGE



SHADED GREY



ROCKLAND BLACK

Please contact your local Belgard representative for accurate samples, availability and pricing.

SEE WHAT'S POSSIBLE AT Belgard.com/Artforms
OR CHECK OUT OUR ARTFORMS IDEA BOOK





MELVILLE TANDEM™ LONG

NEW



CHARCOAL



GREY



MOUNTAIN ASH



TOFINO GREY



LINEAR
CRISP
CLEAN



TEXTUREGUARD™
TextureGuard fuses a top layer of rich pigments with Belgard's core colour process.

Please refer to page 10 for more information.

MELVILLE TANDEM LONG



603 x 180 x 67mm
23.75 x 7.06 x 2.63

TANDEM CAP



60 x 600 x 400mm
3.375 x 24 x 16"


MODULAR BLOCK



7.06 x 7.88 x 7.88"
3.375 x 24 x 16"
(Connectors Included)

Visit Belgard.com/Tandem for full product information

U START BASE BLOCK*



3.5 x 18.44 x 12"
(Sold Separately)

Recommended for use with all available wall block units. Visit Belgard.com for full product information.

*Note: U Start Base Block actual coverage length is 16 11/16"

NOTE: Images shown include multiple Melville Tandem sizes. Only Long is available at this time.

TextureGuard is only available in Mountain Ash and Tofino Grey.





ASHLAR TANDEM™



CHARCOAL



RUSTIC



VICTORIAN



VERSATILE
CHISELED
MULTI-PIECE

INNOVATIVE
INSTALLATION 

Visit Belgard.com/Tandem
to learn more about how
Tandem can be used to
create kitchens, walls,
fire features & more!

ASHLAR TANDEM UNITS 1, 2 & 3



7 x 13¹/₁₆ x 2¹/₁₆



7 x 15¹/₁₆ x 2¹/₁₆



7 x 18¹/₁₆ x 2¹/₁₆

TANDEM CAP



3¹/₄ x 24 x 15

MODULAR BLOCK



7¹/₁₆ x 7⁷/₁₆ x 7⁷/₁₆
(Connectors Included)

Visit Belgard.com
for full product
information.

U START BASE BLOCK*



3¹/₂ x 18¹/₁₆ x 12*
(Sold Separately)

Recommended for use with all available
wall block units. Visit Belgard.com for
full product information.

*Note: U Start Base Block actual
coverage length is 16¹/₁₆

All sizes come mixed on one pallet. Not sold individually.





NATURAL

108
Bordeaux® Series

109
Bristol™ Series

HERITAGE

110
Brighton™ Series

111
Beltis Fire Pit Kit

112
StackStone Fire Pit Kit

113
Weston Stone™ Fire Pit Kits

LEGEND



FIRE FEATURES



LINEAR FIREPLACE*
7'4"W x 2'11"D x 4'2"H



GRILL ISLAND
2'6"D x 5'11"W x 3'5"H



FIREPLACE WOOD BOXES
2'1¼"D x 3'3"W x 3'1"H per box
(Sold as pair)



XL FIREPLACE
3'2¼"D x 5'6"W x 9'H
(XL Wood box set also available)



FIREPLACE
2'7"D x 4'3"W x 7'8"H



LINEAR FIRE TABLE
2'11"D x 6'2"W x 2'5"H



SIENNA
BODY COLOUR



BUFF
ACCENT COLOUR



PEWTER
BODY COLOUR



MIDNIGHT
BODY COLOUR

**NATURAL
POLISHED
GRAND**



**BORDEAUX™
SERIES**

PLEASE NOTE: All of our fireplaces and fire pits come standard as wood-burning units. However, our fireplaces and fire pits can be retro-fitted for gas burning log sets and burners. Please contact us for more details at 877-235-4273. Be sure to check with your local municipality for any codes that may affect your installation. Grill island includes Summerset Grill and Door Set. Grill is available in propane or natural gas. Must be specified when placing order.

**Product image represents dimensions and shape, not surface texture or product colour*



**BRISTOL™
SERIES**

GASCONY TAN
BODY COLOUR



ASHBURY HAZE
ACCENT COLOUR



COTSWOLD MIST
BODY COLOUR



BROOKSTONE SLATE
ACCENT COLOUR



**TUMBLER
RUSTIC
INVITING**



GRILL ISLAND
3'D x 6'4"W x 4'4"H
(Grill and doors included)



FIREPLACE WOOD BOXES
2'4"D x 3'W x 3'3"H per box
(Sold as pair)



FIREPLACE
3'D x 5'W x 9'6"H



HEARTH
2'D x 5'W x 11"H

PLEASE NOTE: All of our fireplaces and fire pits come standard as wood-burning units. However, our fireplaces and fire pits can be retro-fitted for gas burning log sets and burners. Please contact us for more details at 877-235-4273. Be sure to check with your local municipality for any codes that may affect your installation. Grill island includes Summerset Grill and Door Set. Grill is available in propane or natural gas. Must be specified when placing order.



FIREPLACE
3'4"D x 4'4"W x 8'4"H



FIREPLACE WOOD BOXES
2'4"D x 2'8"W x 2'11"H per box
(Sold as pair)

GASCONY TAN
BODY COLOUR



ASHBURY HAZE
ACCENT COLOUR

COTSWOLD MIST
BODY COLOUR



BROOKSTONE SLATE
ACCENT COLOUR

H
TUMBLER
RUSTIC
VICTORIAN



BRIGHTON™ SERIES

**SPECIAL
ORDER**

PLEASE NOTE: All of our fireplaces and fire pits come standard as wood-burning units. However, they can be retro-fitted for gas burning log sets and burners. Please contact us for more details at 877-235-4273. Be sure to check with your local municipality for any codes that may affect your installation.



BELTIS FIRE PIT KIT



EARTH BLEND



SHADOW BLEND

H
QUARRIED
CHISELED
NATURAL

ROUND FIRE PIT:
Outside is 1092mm / 43" in diameter
Inside is 813mm / 32" in diameter
Height is 305mm / 12"
Metal spark arrester and insert included

FIRE PIT KIT





CHARCOAL



RUSTIC



SLEEK CHAMFERED CLASSIC

FIRE PIT KIT:

Outside is 1111mm / 42"
Inside is 635mm / 25"
Height is 406mm / 16"
25" spark arrestor is included.



STACKSTONE[®]

FIRE PIT KIT

FIRE PIT KIT



WESTSTONE[™]

FIRE PIT KIT



CHARCOAL



RUSTIC



VICTORIAN




CLEAN VERSATILE TIMELESS


FIRE PIT KIT:

Outside is 1118mm / 44"
Inside is 711mm / 28"
Height is 305mm / 12"
Includes 36 stones / 12 per row
28" spark arrestor is included.

TUMBLLED FIRE PIT KIT
PYRAMID SPARK ARRESTOR



TUMBLLED FIRE PIT KIT
FLAT SPARK ARRESTOR




SMOOTH FIRE PIT KIT
PYRAMID SPARK ARRESTOR



SMOOTH FIRE PIT KIT
FLAT SPARK ARRESTOR





NATURAL

116
Landings™ Step Unit

118
Stratus® Edger

LEGACY

119
I-Con Edger

LEGEND



ACCESSORIES



LANDINGS™

STEP UNIT



BLU STONE*

CHARCOAL

GREY



MOONLIGHT*

TAN*


CHISELED
GRAND
SEAMLESS

STEP UNIT



1219 x 457 x 152mm
48 x 18 x 6"



* Only available in Manitoba





SHADOW BLEND

II
CHISELED
NATURAL
FAUX JOINT



STRATUS[®]

EDGER

EDGER



80 x 300 x 80mm
3 x 12 x 3"



I-CON

EDGER



CHARCOAL

GREY


III
FLEXIBLE
LIGHT
ADAPTABLE


EDGER








300 x 93 x 100mm
12 x 3.5 x 4"




PAVERS PALLET INFORMATION / ESTIMATING CHART

E AQUA ROC™			SQFT/ PALLET	SQFT/ LAYER	LAYER/ PALLET	UNITS/ PALLET	LNFT/PALLET (SOLDIER)	LNFT/PALLET (SAILOR)	SQFT/ UNIT	WEIGHT/ PALLET (KG)	WEIGHT/ PALLET (LB)
4.5 X 9		114 x 230 x 80mm 4.5 x 9 x 3.1"	90	11.2	8	320	-	-	4	1495	3296












H BONNEVILLE PLANK			SQFT/ PALLET	SQFT/ LAYER	LAYER/ PALLET	UNITS/ PALLET	LNFT/PALLET (SOLDIER)	LNFT/PALLET (SAILOR)	SQFT/ UNIT	WEIGHT/ PALLET (KG)	WEIGHT/ PALLET (LB)
PLANK		600x200x60mm 24 x 8 x 2.4"	85.1	7.7	11	66	-	-	1.33	1073	2367




H BELGRAVIA SMOOTH SLAB			SQFT/ PALLET	SQFT/ LAYER	LAYER/ PALLET	UNITS/ PALLET	LNFT/PALLET (SOLDIER)	LNFT/PALLET (SAILOR)	SQFT/ UNIT	WEIGHT/ PALLET (KG)	WEIGHT/ PALLET (LB)
SQUARE		450 x 450 x 45mm 17.7 x 17.7 x 1.77"	105	-	-	48	-	-	2.18	1029	2270
LARGE SQ.		600 x 600 x 45mm 24 x 24 x 1.77"	96	-	-	24	-	-	4	910	2007
LARGE REC.		300 x 600 x 45mm 12 x 24 x 1.77"	120	-	-	60	-	-	2	1292	2870

H BELGRAVIA SLATE SLAB			SQFT/ PALLET	SQFT/ LAYER	LAYER/ PALLET	UNITS/ PALLET	LNFT/PALLET (SOLDIER)	LNFT/PALLET (SAILOR)	SQFT/ UNIT	WEIGHT/ PALLET (KG)	WEIGHT/ PALLET (LB)
SQUARE		450 x 450 x 45mm 17.7 x 17.7 x 1.77"	105	-	-	48	-	-	2.18	1029	2270
LARGE SQUARE		600 x 600 x 45mm 24 x 24 x 1.77"	96	-	-	24	-	-	4	910	2007



H COBBLE			SQFT/ PALLET	SQFT/ LAYER	LAYER/ PALLET	UNITS/ PALLET	LNFT/PALLET (SOLDIER)	LNFT/PALLET (SAILOR)	SQFT/ UNIT	WEIGHT/ PALLET (KG)	WEIGHT/ PALLET (LB)
4.5 X 4.5		115 x 115 x 60mm 4.5 x 4.5 x 2.4"	119.1	11.9	10	560	-	-	4.7	1394	3074
4.5 X 7		115 x 172 x 60mm 4.5 x 6.7 x 2.4"	119.1	11.9	10	840	-	-	7.05	1378	3037
CIRCLE KIT		230 x 300 x 60mm 9 x 12 x 2.4"	47	-	4	356	-	-	-	559	1232






PAVERS PALLET INFORMATION / ESTIMATING CHART



H DIMENSIONS™			SQFT/ PALLET	SQFT/ LAYER	LAYER/ PALLET	UNITS/ PALLET	LNFT/PALLET (SOLDIER)	LNFT/PALLET (SAILOR)	SQFT/ UNIT	WEIGHT/ PALLET (KG)	WEIGHT/ PALLET (LB)
DIMENSIONS 6		76 x 152 x 60mm 3 x 6 x 2 3/8"	-	-	-	160	-	-	-	-	-
		152 x 152 x 60mm 6 x 6 x 2 3/8"	-	-	-	160	-	-	-	-	-
		152 x 230 x 60mm 6 x 9 x 2 3/8"	-	-	-	160	-	-	-	-	-
			120	12	10	480	-	-	-	1525	3362
DIMENSIONS 12		152 x 305 x 60mm 6 x 12 x 2 3/8"	-	-	-	40	-	-	-	-	-
		305 x 305 x 60mm 12 x 12 x 2 3/8"	-	-	-	40	-	-	-	-	-
		457 x 305 x 60mm 18 x 12 x 2 3/8"	-	-	-	40	-	-	-	-	-
TOTAL			120	12	10	120	-	-	-	1541	3398
DIMENSIONS 18		230 x 457 x 60mm 9 x 18 x 2 3/8"	-	-	-	20	-	-	-	-	-
		457 x 457 x 60mm 18 x 18 x 2 3/8"	-	-	-	10	-	-	-	-	-
		685 x 457 x 60mm 27 x 18 x 2 3/8"	-	-	-	20	-	-	-	-	-
TOTAL			112.5	11.25	10	50	-	-	-	1450	3202
6 X 12		152 x 305 x 60mm 6 x 12 x 2 3/8"	120	-	-	240	-	-	-	1513	3336
12 X 24		305 x 610 x 60mm 12 x 24 x 2 3/8"	120	-	-	60	-	-	-	1521	3354




E ECO-DUBLIN®			SQFT/ PALLET	SQFT/ LAYER	LAYER/ PALLET	UNITS/ PALLET	LNFT/PALLET (SOLDIER)	LNFT/PALLET (SAILOR)	SQFT/ UNIT	WEIGHT/ PALLET (KG)	WEIGHT/ PALLET (LB)
3-PIECE MODULAR		88 x 175 x 80mm 3.5 x 7 x 3.1"	-	-	-	-	-	-	-	-	-
		175 x 175 x 80mm 7 x 7 x 3.1"	-	-	-	-	-	-	-	-	-
		175 x 261 x 80mm 7 x 10 x 3.1"	-	-	-	-	-	-	-	-	-
TOTAL			90	11.2	8	320	-	-	-	1495	3296

PAVERS PALLET INFORMATION / ESTIMATING CHART



GALLIANO SLABS			SQFT/ PALLET	SQFT/ LAYER	LAYER/ PALLET	UNITS/ PALLET	LNFT/PALLET (SOLDIER)	LNFT/PALLET (SAILOR)	SQFT/ UNIT	WEIGHT/ PALLET (KG)	WEIGHT/ PALLET (LB)	
24 X 24	12 X 24		300 x 600 x 50mm 12 x 24 x 2"	120	-	-	60	-	-	-	1292	2345
			600 x 600 x 50mm 24 x 24 x 2"	96	-	-	24	-	-	-	981	2162


HOLLAND STONE			SQFT/ PALLET	SQFT/ LAYER	LAYER/ PALLET	UNITS/ PALLET	LNFT/PALLET (SOLDIER)	LNFT/PALLET (SAILOR)	SQFT/ UNIT	WEIGHT/ PALLET (KG)	WEIGHT/ PALLET (LB)	
2 X 8			50 x 200 x 60mm 2 x 8 x 2.4"	42.7	10.6	4	384	-	-	9	480	1058
	4 X 4		100 x 100 x 60mm 4 x 4 x 2.4"	48	12	4	432	-	-	9	571	1259
4 X 8	60MM		100 x 200 x 60mm 4 x 8 x 2.4"	120	12	10	540	-	-	4.5	1428	3148
	80MM		100 x 200 x 80mm 4 x 8 x 3.1"	96	12	8	432	-	-	4.5	1498	3302
8 X 8			200 x 200 x 60mm 8 x 8 x 2.4"	129	12.9	10	300	-	-	2.25	1542	3399
12 X 12			300 x 300 x 60mm 12 x 12 x 2.4"	116	11.6	10	120	-	-	1.03	1405	3101



HYDRAPRESSED SLABS			SQFT/ PALLET	SQFT/ LAYER	LAYER/ PALLET	UNITS/ PALLET	LNFT/PALLET (SOLDIER)	LNFT/PALLET (SAILOR)	SQFT/ UNIT	WEIGHT/ PALLET (KG)	WEIGHT/ PALLET (LB)	
SQ.			600 x 600 x 45mm 24 x 24 x 1.75"	96	-	-	24	-	-	4	888	1958
REC.			600 x 750 x 45mm 24 x 30 x 1.75"	120	-	-	24	-	-	5	1097	2419




KINGSTON EXPOSED SLAB			SQFT/ PALLET	SQFT/ LAYER	LAYER/ PALLET	UNITS/ PALLET	LNFT/PALLET (SOLDIER)	LNFT/PALLET (SAILOR)	SQFT/ UNIT	WEIGHT/ PALLET (KG)	WEIGHT/ PALLET (LB)
ROUND SLAB			300 x 45mm 12 x 1.77"	-	-	160	-	-	-	1141	2515
SQUARE SLAB			406 x 406 x 45mm 16 x 16 x 1.77"	148	-	-	84	-	1.77	1376	3033
SQUARE SLAB			600 x 600 x 45mm 24 x 24 x 1.77"	112	-	-	28	-	4	1122	2473




PAVERS PALLET INFORMATION / ESTIMATING CHART

KINGSTON SMOOTH SLAB			SQFT/ PALLET	SQFT/ LAYER	LAYER/ PALLET	UNITS/ PALLET	LNFT/PALLET (SOLDIER)	LNFT/PALLET (SAILOR)	SQFT/ UNIT	WEIGHT/ PALLET (KG)	WEIGHT/ PALLET (LB)	
PATIO SLAB			194 x 391 x 41mm 7.6 x 15.5 x 1.6"	243	-	-	216	-	-	1.12	1566	3452
ROUND SLAB			300 x 45mm 12 x 1.77"	-	-	-	120	-	-	-	950	2095














MEGA-ARBEL®			SQFT/ PALLET	SQFT/ LAYER	LAYER/ PALLET	UNITS/ PALLET	LNFT/PALLET (SOLDIER)	LNFT/PALLET (SAILOR)	SQFT/ UNIT	WEIGHT/ PALLET (KG)	WEIGHT/ PALLET (LB)	
UNIT			390 x 552 x 80mm 15 x 21 x 3.1"	60.9	8.7	7	72	-	-	-	454	1001

MEGA-LIBRE®			SQFT/ PALLET	SQFT/ LAYER	LAYER/ PALLET	UNITS/ PALLET	LNFT/PALLET (SOLDIER)	LNFT/PALLET (SAILOR)	SQFT/ UNIT	WEIGHT/ PALLET (KG)	WEIGHT/ PALLET (LB)	
SM.			390 x 563 x 60mm 15 x 22 x 2.4"	-	-	-	-	-	-	-	-	-
LG.			393 x 756 x 60mm 15.5 x 30 x 2.4"	-	-	-	-	-	-	-	-	-
TOTAL			83	8.3	10	72	-	-	-	980	2161	

MODULINE SERIES®			SQFT/ PALLET	SQFT/ LAYER	LAYER/ PALLET	UNITS/ PALLET	LNFT/PALLET (SOLDIER)	LNFT/PALLET (SAILOR)	SQFT/ UNIT	WEIGHT/ PALLET (KG)	WEIGHT/ PALLET (LB)	
4 X 18	100MM		101.6 x 457.2 x 101.6mm 4 x 18 x 4"	54	9	6	108	-	-	2	1098	2421
4 X 24	100MM		101.6 x 609.6 x 101.6mm 4 x 24 x 4"	72	12	6	112	-	-	1.5	1465	3229
12 X 24	100MM		300 x 600 x 101.6mm 12 x 24 x 4"	69.8	11.6	6	36	-	-	.52	1443	3181

ORIGINS™			SQFT/ PALLET	SQFT/ LAYER	LAYER/ PALLET	UNITS/ PALLET	LNFT/PALLET (SOLDIER)	LNFT/PALLET (SAILOR)	SQFT/ UNIT	WEIGHT/ PALLET (KG)	WEIGHT/ PALLET (LB)
ORIGINS12			152 x 305 x 60mm 6 x 12 x 2 3/8"	-	-	40	-	-	-	-	-
			305 x 305 x 60mm 12 x 12 x 2 3/8"	-	-	40	-	-	-	-	-
			457 x 305 x 60mm 18 x 12 x 2 3/8"	-	-	40	-	-	-	-	-
TOTAL			120	12	10	120	-	-	-	1501	3310





PAVERS PALLET INFORMATION / ESTIMATING CHART

H QUADRAL SLAB			SQFT/ PALLET	SQFT/ LAYER	LAYER/ PALLET	UNITS/ PALLET	LNFT/PALLET (SOLDIER)	LNFT/PALLET (SAILOR)	SQFT/ UNIT	WEIGHT/ PALLET (KG)	WEIGHT/ PALLET (LB)
SLAB		400 x 400 x 50mm 16 x 16 x 1.77"	134.16	-	-	78	-	-	1.72	1377	3035
H RIVER ROCK			SQFT/ PALLET	SQFT/ LAYER	LAYER/ PALLET	UNITS/ PALLET	LNFT/PALLET (SOLDIER)	LNFT/PALLET (SAILOR)	SQFT/ UNIT	WEIGHT/ PALLET (KG)	WEIGHT/ PALLET (LB)
3-PIECE MODULAR		290 x 140 x 80mm 5.7 x 11.4 x 3.1"	-	-	-	-	-	-	-	-	-
		290 x 290 x 80mm 11.4 x 11.4 x 3.1"	-	-	-	-	-	-	-	-	-
		290 x 435 x 80mm 11.4 x 14 x 3.1"	-	-	-	-	-	-	-	-	-
TOTAL			89	12.7	7	120	-	-	-	1451	3198
H RIVER ROCK GRANA			SQFT/ PALLET	SQFT/ LAYER	LAYER/ PALLET	UNITS/ PALLET	LNFT/PALLET (SOLDIER)	LNFT/PALLET (SAILOR)	SQFT/ UNIT	WEIGHT/ PALLET (KG)	WEIGHT/ PALLET (LB)
3-PIECE MODULAR		290 x 140 x 80mm 5.7 x 11.4 x 3.1"	-	-	-	-	-	-	-	-	-
		290 x 290 x 80mm 11.4 x 11.4 x 3.1"	-	-	-	-	-	-	-	-	-
		290 x 435 x 80mm 11.4 x 14 x 3.1"	-	-	-	-	-	-	-	-	-
TOTAL			89	12.7	7	120	-	-	-	1451	3198
H ROMAN EURO			SQFT/ PALLET	SQFT/ LAYER	LAYER/ PALLET	UNITS/ PALLET	LNFT/PALLET (SOLDIER)	LNFT/PALLET (SAILOR)	SQFT/ UNIT	WEIGHT/ PALLET (KG)	WEIGHT/ PALLET (LB)
4 X 8		100 x 200 x 60mm 4 x 8 x 2.4"	120	12	10	540	-	-	4.5	1428	3148
6 X 6		150 x 150 x 60mm 6 x 6 x 2.4"	116	11.6	10	480	-	-	4.13	1330	2932
6 X 7		150 x 175 x 60mm 6 x 7 x 2.4"	119	11.9	10	420	-	-	3.44	1453	3204
6 X 9		150 x 225 x 60mm 6 x 9 x 2.4"	109	10.9	10	300	-	-	2.75	1446	3188
9 X 9		225 x 225 x 60mm 9 x 9 x 2.4"	109	10.9	10	200	-	-	1.84	1446	3188
CIRCLE KIT		8.5' / 5'	66	-	6	-	-	-	-	868	1914



PAVERS PALLET INFORMATION / ESTIMATING CHART

H SARANAK SLAB			SQFT/ PALLET	SQFT/ LAYER	LAYER/ PALLET	UNITS/ PALLET	LNFT/PALLET (SOLDIER)	LNFT/PALLET (SAILOR)	SQFT/ UNIT	WEIGHT/ PALLET (KG)	WEIGHT/ PALLET (LB)
16 X 16		400 x 400 x 50mm 16 x 16 x 1.77"	103	-	-	60	-	-	1.72	1064	2345
16 X 24		400 x 600 x 50mm 16 x 24 x 1.77"	106	-	-	40	-	-	2.66	1056	2328
H SEDONA PORTAGE			SQFT/ PALLET	SQFT/ LAYER	LAYER/ PALLET	UNITS/ PALLET	LNFT/PALLET (SOLDIER)	LNFT/PALLET (SAILOR)	SQFT/ UNIT	WEIGHT/ PALLET (KG)	WEIGHT/ PALLET (LB)
SLAB		387 x 530 x 43mm 15.25 x 21 x 1.8"	135	-	-	90	-	-	1.5	1197	2639
E SF RIMA™			SQFT/ PALLET	SQFT/ LAYER	LAYER/ PALLET	UNITS/ PALLET	LNFT/PALLET (SOLDIER)	LNFT/PALLET (SAILOR)	SQFT/ UNIT	WEIGHT/ PALLET (KG)	WEIGHT/ PALLET (LB)
UNIT		240 x 240 x 80mm 9.4 x 9.4 x 3.1"	99	12.4	8	160	-	-	1.60	1570	3461
H TRAPEZA PAVER			SQFT/ PALLET	SQFT/ LAYER	LAYER/ PALLET	UNITS/ PALLET	LNFT/PALLET (SOLDIER)	LNFT/PALLET (SAILOR)	SQFT/ UNIT	WEIGHT/ PALLET (KG)	WEIGHT/ PALLET (LB)
PAVER		380 x 253.3 / 126.7 x 100mm 15 x 9.9 / 4.9 x 4"	55.9	9.33	6	72	-	-	1.29	1709	3767
E TURFSTONE			SQFT/ PALLET	SQFT/ LAYER	LAYER/ PALLET	UNITS/ PALLET	LNFT/PALLET (SOLDIER)	LNFT/PALLET (SAILOR)	SQFT/ UNIT	WEIGHT/ PALLET (KG)	WEIGHT/ PALLET (LB)
PAVER		600 x 400 x 80mm 24 x 16 x 3.1"	103	13.3	8	40	-	-	2.66	930	2050
H VS-5			SQFT/ PALLET	SQFT/ LAYER	LAYER/ PALLET	UNITS/ PALLET	LNFT/PALLET (SOLDIER)	LNFT/PALLET (SAILOR)	SQFT/ UNIT	WEIGHT/ PALLET (KG)	WEIGHT/ PALLET (LB)
3 X 12		75 x 300 x 108mm 3 x 12 x 4.3"	58	9.6	6	240	-	-	4.13	1272	2808
6 X 12		150 x 300 x 108mm 6 x 12 x 4.3"	70	11.7	6	144	-	-	2.06	1358	2994
12 X 12		300 x 300 x 108mm 12 x 12 x 4.3"	70	11.7	6	72	-	-	1.03	1440	3175
12 X 24		300 x 600 x 108mm 12 x 24 x 4.3"	72	12	6	-	-	-	2	1404	3095







PORCELAIN PAVERS PALLET INFORMATION / ESTIMATING CHART




ARDESIE			WEIGHT / BOX (LB)	PIECES / BOX	SQFT / BOX	BOXES / PALLET	SQFT / PALLET	WEIGHT / PALLET (KG)	WEIGHT / PALLET (LB)
24 X 24		600 x 600 x 20mm 23.54 x 23.54 x 3/4"	72	2	7.75	30	232.5	1034	2280
NAME			WEIGHT / BOX (LB)	PIECES / BOX	SQ FT / BOX	BOXES / PALLET	SQ FT / PALLET	WEIGHT / PALLET (KG)	WEIGHT / PALLET (LB)
24 X 24		600 x 600 x 20mm 23.54 x 23.54 x 3/4"	72	2	7.75	30	232.5	1034	2280
NOON			WEIGHT / BOX (LB)	PIECES / BOX	SQFT / BOX	BOXES / PALLET	SQFT / PALLET	WEIGHT / PALLET (KG)	WEIGHT / PALLET (LB)
8 X 48		198 x 1198 x 20mm 7.80 x 47.17 x 3/4"	46	2	5.06	30	151.8	625.96	1380
STONES 2.0			WEIGHT / BOX (LB)	PIECES / BOX	SQFT / BOX	BOXES / PALLET	SQFT / PALLET	WEIGHT / PALLET (KG)	WEIGHT / PALLET (LB)
24 X 24		600 x 600 x 20mm 23.54 x 23.54 x 3/4"	72	2	7.75	30	232.5	1034	2280
UNICO			WEIGHT / BOX (LB)	PIECES / BOX	LN FT / BOX	BOXES / PALLET	LN FT / PALLET	WEIGHT / PALLET (KG)	WEIGHT / PALLET (LB)
UNICO		330 x 600 x 20mm 12.99 x 23.54 x 3/4"	52	3	6	40	240	1324	2920
ARISTOKRAT™ SERIES			WEIGHT / BOX (LB)	PIECES / BOX	SQFT / UNIT	UNITS / PALLET	SQFT / PALLET	WEIGHT / PALLET (KG)	WEIGHT / PALLET (LB)
24 X 24		598 x 598 x 20mm 23.5 x 23.5 x 3/4"	-	-	3.84	64	245.76	1070	2360
24 X 48		598 x 12008 x 20mm 23.5 x 47.25 x 3/4"	-	-	7.71	31	239.01	1080	2380
COPING/ STAIR		298 x 598 x 20mm 11.75 x 23.5 x 3/4"	-	-	-	4	-	33	72



WALLS PALLET INFORMATION / ESTIMATING CHART

AB® AZTEC			SQFT/ PALLET	LNFT/ PALLET	LAYER/ PALLET	UNITS/ PALLET	UNITS/ SQFT	WEIGHT/ UNIT (KG)	WEIGHT/ UNIT (LB)	WEIGHT/ PALLET (KG)	WEIGHT/ PALLET (LB)
CLASSIC 6"		460 x 300 x 197mm 18 x 12 x 7.75"	40	60	-	40	1	37	82.5	1496	3298
JUMBO 6"		230 x 230 x 197mm 9 x 9 x 7.75"	50	75	-	100	1.7	17	37	1693	3732
LITE		460 x 230 x 100mm 18 x 9 x 4"	36	108	-	72	2	24	53.5	1749	3856
HALF LITE		230 x 230 x 100mm 9 x 9 x 4"	20	60	-	80	4	10.5	23	844	1864
18" CAP		460 x 300 x 90mm 18 x 12 x 3.5"	-	84	-	56	-	26	57.5	1462	3222
CORNER		400 x 200 x 197mm 16 x 8 x 7.75"	-	-	-	30	-	35.5	78	1067	2353
AB® COLLECTION			SQFT/ PALLET	LNFT/ PALLET	LAYER/ PALLET	UNITS/ PALLET	UNITS/ SQFT	WEIGHT/ UNIT (KG)	WEIGHT/ UNIT (LB)	WEIGHT/ PALLET (KG)	WEIGHT/ PALLET (LB)
CLASSIC		460 x 300 x 200mm 18 x 12 x 8"	40	60	-	40	1	38	84	1526	3365
JUMBO		230 x 240 x 200mm 9 x 9.5 x 8"	50	75	-	100	2	17.5	38.6	1752	3862
LITE		460 x 300 x 100mm 18 x 12 x 4"	36	108	-	72	2	24	53.5	1749	3856
JR. LITE		230 x 300 x 100mm 9 x 12 x 4"	20	60	-	80	4	10.5	23	844	1861
12" CAP		300 x 300 x 92mm 12 x 12 x 3.625"	-	96	-	96	-	17.7	39	1702	3752
18" CAP		460 x 300 x 95mm 18 x 12 x 3.75"	-	84	-	56	-	26.6	59	1494	3296
12" CORNER		300 x 200 x 200mm 12 x 8 x 8"	-	-	-	40	-	26.7	59	1068	2355
18" CORNER		400 x 200 x 200mm 16 x 8 x 8"	-	-	-	30	-	32	72	980	2161




WALLS PALLET INFORMATION / ESTIMATING CHART






H AB EUROPA®		SQFT/ PALLET	LNFT/ PALLET	LAYER/ PALLET	UNITS/ PALLET	UNITS/ SQFT	WEIGHT/ UNIT (KG)	WEIGHT/ UNIT (LB)	WEIGHT/ PALLET (KG)	WEIGHT/ PALLET (LB)	
DOVER		460 x 265 x 200mm 18 x 10.5 x 8"	40	60	-	40	1	37.5	82.5	1499	3304
PALERMO		230 x 240 x 200mm 9 x 9.5 x 8"	50	75	-	100	2	17	37.8	1713	3776
BARCELONA		460 x 265 x 100mm 18 x 10.5 x 4"	36	108	-	72	2	24.5	54	1770	3902
BORDEAUX		230 x 265 x 100mm 9 x 10.5 x 4"	20	60	-	80	4	10.5	23	844	1861
12" CAP		300 x 300 x 90mm 12 x 12 x 3.5"	-	96	-	96	-	17.7	39	1702	3752
16" CORNER		397 x 200 x 197mm 18 x 18 x 7.75"	-	-	-	30	-	35.5	78	1067	2353

H AB® METROPOLITAN		SQFT/ PALLET	LNFT/ PALLET	LAYER/ PALLET	UNITS/ PALLET	UNITS/ SQFT	WEIGHT/ UNIT (KG)	WEIGHT/ UNIT (LB)	WEIGHT/ PALLET (KG)	WEIGHT/ PALLET (LB)	
BLOCK		460 x 300 x 200mm 18 x 12 x 8"	40	60	-	40	1	38	84	1526	3365
CORNER		397 x 200 x 200mm 16 x 8 x 8"	-	-	-	30	-	32	72	980	2161
CAP		460 x 300 x 90mm 18 x 12 x 3.5"	-	84	-	56	-	26.6	59	1494	3296






H BELTIS		SQFT/ PALLET	LNFT/ PALLET	LAYER/ PALLET	UNITS/ PALLET	UNITS/ SQFT	WEIGHT/ UNIT (KG)	WEIGHT/ UNIT (LB)	WEIGHT/ PALLET (KG)	WEIGHT/ PALLET (LB)	
UNIT		293 x 185 x 100mm 11.5 x 7.3 x 4"	46	138	7	144	3.13	7.7	17	1272	2805
MINI		229 x 127 x 76mm 9 x 5 x 3"	67.54	229.5	9	360	5.33	3.8	8.3	1378	3038





WALLS PALLET INFORMATION / ESTIMATING CHART

H CORNERSTONE®		SQFT/ PALLET	LNFT/ PALLET	LAYER/ PALLET	UNITS/ PALLET	UNITS/ SQFT	WEIGHT/ UNIT (KG)	WEIGHT/ UNIT (LB)	WEIGHT/ PALLET (KG)	WEIGHT/ PALLET (LB)	
FLAT FACE		457 x 305 x 203mm 18 x 12 x 8"	40	60	3	40	1	41	81	1464	3228
CORNER		400 x 230 x 200mm 16 x 9 x 8"	-	-	-	32	-	36.6	81	1172	2583
CAPSTONE CAP		457 x 305 x 203mm 18 x 12 x 3"	-	95.9	-	64	-	21.8	48	1396	3079



H PISA2®		SQFT/ PALLET	LNFT/ PALLET	LAYER/ PALLET	UNITS/ PALLET	UNITS/ SQFT	WEIGHT/ UNIT (KG)	WEIGHT/ UNIT (LB)	WEIGHT/ PALLET (KG)	WEIGHT/ PALLET (LB)	
STANDARD		200 x 300 x 150mm 8 x 12 x 6"	24	48	-	72	3	19	42.5	1391	3067
TIGHT RADIUS		200(F) / 150(B) x 300 x 150mm 8(F) / 6(B) x 12 x 6"	24	-	-	72	3	17.6	38.8	1270	2800
CORNER		500 x 200 x 150mm 20 x 8 x 6"	-	-	-	36	-	31.8	70.3	1148	2531
18" CAP		457 x 305 x 76mm 18 x 12 x 3"	-	-	-	64	-	-	-	1396	3079
REVERSE-A-CAP		200(F) / 177(B) x 356 x 76mm 8(F) / 7(B) x 14 x 4"	-	74.4	-	120	-	-	-	1277	2815







WALLS PALLET INFORMATION / ESTIMATING CHART





ROMANPISA®		SQFT/ PALLET	LNFT/ PALLET	LAYER/ PALLET	UNITS/ PALLET	UNITS/ SQFT	WEIGHT/ UNIT (KG)	WEIGHT/ UNIT (LB)	WEIGHT/ PALLET (KG)	WEIGHT/ PALLET (LB)
STANDARD	 200 x 300 x 150mm 8 x 12 x 6"	24	48	-	72	3	18.7	41.3	1351	2978
TIGHT RADIUS	 200(F) / 150(B) x 300 x 150mm 8(F) / 6(B) x 12 x 6"	24	-	-	72	3	17	38	1242	2738
CORNER	 500 x 200 x 150mm 20 x 8 x 6"	-	-	-	36	-	31.8	70.3	1247	2750
18" CAPSTONE	 457 x 305 x 76mm 18 x 12 x 3"	-	95.9	-	64	-	21.8	48	1396	3079
REVERSE- A-CAP	 200(F) / 177(B) x 356 x 76mm 8(F) / 7(B) x 14 x 4"	-	74.4	-	120	-	10.6	23.5	1277	2815

ROMANSTACK®		SQFT/ PALLET	LNFT/ PALLET	LAYER/ PALLET	UNITS/ PALLET	UNITS/ SQFT	WEIGHT/ UNIT (KG)	WEIGHT/ UNIT (LB)	WEIGHT/ PALLET (KG)	WEIGHT/ PALLET (LB)
STANDARD	 200(F) / 150(B) x 200 x 100mm 8(F) / 6(B) x 8 x 4"	30	87.5	5	150	5	17	7.5	1116	2460
TIGHT RADIUS	 200(F) / 100(B) x 200 x 100mm 8(F) / 4(B) x 8 x 4"	-	-	5	180	-	7	15	1247	2750
CORNER	 200(F) / 178(B) x 280 x 100mm 8(F) / 7(B) x 11 x 4"	-	-	3	48	-	13.4	29	642	1415
CAP	 200(F) / 150(B) x 200 x 100mm 8(F) / 6(B) x 8 x 4"	-	87.5	5	150	-	7.5	17	1116	2460


WALLS PALLET INFORMATION / ESTIMATING CHART



SIENAEDGE™		SQFT/ PALLET	LNFT/ PALLET	LAYER/ PALLET	UNITS/ PALLET	UNITS/ SQFT	WEIGHT/ UNIT (KG)	WEIGHT/ UNIT (LB)	WEIGHT/ PALLET (KG)	WEIGHT/ PALLET (LB)
STANDARD	 1000 x 290 x 180mm 39 x 11.5 x 7"	24	39	3	12	2	15	33	1225	2700
CORNER/ COPING	 1000 x 290 x 180mm 39 x 11.5 x 7"	-	39	3	12	-	15	33	1225	2700




SIENASTONE®		SQFT/ PALLET	LNFT/ PALLET	LAYER/ PALLET	UNITS/ PALLET	UNITS/ SQFT	WEIGHT/ UNIT (KG)	WEIGHT/ UNIT (LB)	WEIGHT/ PALLET (KG)	WEIGHT/ PALLET (LB)
333 STD.	 1000 x 333 x 185mm 39 x 13 x 7.28"	18	29.25	3	9	.50	289	447.5	1179	2599
500 STD.	 1000 x 500 x 185mm 39 x 19.7 x 7.28"	12	19.5	3	6	.50	200	441	1200	2646
925 STD.	 1000 x 925 x 185mm 39 x 36.4 x 7.28"	6	9.75	3	3	.50	400	883	1200	2646
CORNER	 1000 x 500 x 185mm 39 x 19.7 x 7.28"	-	-	3	6	-	213	470	1278	2640
CURVE	 500(F) / 430(B) x 500 x 185mm 19.7(F) / 17(B) x 19.7 x 7.28"	-	-	-	12	-	93	205	1116	2460
CAP	 1000 x 500 x 185mm 39 x 19.7 x 7.28"	-	19.5	3	6	-	-	-	1218	2685

STACKSTONE		SQFT/ PALLET	LNFT/ PALLET	LAYER/ PALLET	UNITS/ PALLET	UNITS/ SQFT	WEIGHT/ UNIT (KG)	WEIGHT/ UNIT (LB)	WEIGHT/ PALLET (KG)	WEIGHT/ PALLET (LB)
STANDARD	 200(F) / 150(B) x 200 x 100mm 8(F) / 6(B) x 8 x 4"	30	87.5	5	150	5	8	17.6	1200	2646
TIGHT RADIUS	 200(F) / 100(B) x 200 x 100mm 8(F) / 4(B) x 8 x 4"	-	-	-	180	5	7	15	1247	2750
CORNER	 200(F) / 178(B) x 275 x 100mm 8(F) / 7(B) x 11 x 4"	-	-	5	48	-	13.4	29	642	1415
CAP	 200(F) / 150(B) x 200 x 100mm 8(F) / 6(B) x 8 x 4"	-	87.5	5	150	-	7.7	17	1385	3050


WALLS PALLET INFORMATION / ESTIMATING CHART

UNIVERSAL		WESTON STONE™		SQFT/ PALLET	LNFT/ PALLET	LAYER/ PALLET	UNITS/ PALLET	UNITS/ SQFT	WEIGHT/ UNIT (KG)	WEIGHT/ UNIT (LB)	WEIGHT/ PALLET (KG)	WEIGHT/ PALLET (LB)
		300 x 200 x 100mm 12 x 8 x 4"		33	100	5	100	3	12.5	27.6	1253	2762

STANDARD		CAP		SQFT/ PALLET	SQFT/ LAYER	LAYER/ PALLET	UNITS/ PALLET	UNITS/ SQFT	WEIGHT/ UNIT (KG)	WEIGHT/ UNIT (LB)	WEIGHT/ PALLET (KG)	WEIGHT/ PALLET (LB)
		406(F) / 355(B) x 300 x 153mm 16(F) / 14(B) x 12 x 6"		24 SF 47.9 LF	-	-	36	1.5	41.7	92	1502	3312
		406(F) / 355(B) x 300 x 92mm 16(F) / 14(B) x 12 x 3.6"		90 LF	-	-	72	-	25	53.5	1502	3312

STANDARD		CORNER		CAP		SQFT/ PALLET	LNFT/ PALLET	LAYER/ PALLET	UNITS/ PALLET	UNITS/ SQFT	WEIGHT/ UNIT (KG)	WEIGHT/ UNIT (LB)	WEIGHT/ PALLET (KG)	WEIGHT/ PALLET (LB)
		325 x 195 x 75mm 13 x 8.85 x 3"				29.2	119	8	120	4.1	9.7	21	1162	2561
		320 x 160 x 75mm 14.75 x 8.6 x 3"				-	-	4	40	-	10.8	23.8	432	952
		325 x 260 x 75mm 13 x 10.25 x 3"				-	94	8	96	-	11.2	24.6	1072	2363

FIRE FEATURES PALLET INFORMATION / ESTIMATING CHART

KIT		BELTIS FIRE PIT KIT		SQFT/ PALLET	SQFT/ LAYER	LAYER/ PALLET	UNITS/ PALLET	UNITS/ SQFT	WEIGHT/ UNIT (LB)	WEIGHT/ PALLET (KG)	WEIGHT/ PALLET (LB)
		813 x 1092 x 305mm 32 x 43 x 12"		-	-	-	-	-	-	481	1060


FIRE FEATURES PALLET INFORMATION / ESTIMATING CHART

BORDEAUX™ SERIES		BODY / ACCENT COLOUR	ITEM CODE	UNIT WEIGHT (KG)	UNIT WEIGHT (LB)
Fireplace	Sienna / Buff	70300791	1905	4200	
Wood Boxes	Sienna / Buff	13140001	1392	3070	
Linear Fireplace	Sienna / Buff	13000021	1678	3700	
Linear Fire Table	Sienna / Buff	13000023	1393	3070	
Brick Oven	Sienna / Buff	13000012	2819	6215	
Grill Island (NG)	Sienna / Buff	13110010	1385	3055	
Grill Island (LP)	Sienna / Buff	13110011	1385	3055	
Fireplace	Sienna / Midnight	13070014	1905	4200	
Wood Boxes	Sienna / Midnight	13140020	1392	3070	
Linear Fireplace	Sienna / Midnight	13000019	1678	3700	
Linear Fire Table	Sienna / Midnight	13000204	1393	3070	
Brick Oven	Sienna / Midnight	13000014	2819	6215	
Grill Island (NG)	Sienna / Midnight	13110014	1385	3055	
Grill Island (LP)	Sienna / Midnight	13110015	1385	3055	
Fireplace	Pewter / Midnight	13070012	1905	4200	
Wood Boxes	Pewter / Midnight	13140020	1392	3070	
Linear Fireplace	Pewter / Midnight	13000020	1678	3700	
Linear Fire Table	Pewter / Midnight	13000203	1393	3070	



BRISTOL™ SERIES		BODY / ACCENT COLOUR	ITEM CODE	UNIT WEIGHT (KG)	UNIT WEIGHT (LB)
Fireplace	Gascony / Ashbury	70580261	3286	7245	
Wood Boxes	Gascony / Ashbury	70580334	1791	3950	
Hearth	Gascony / Ashbury	70580262	535	1180	
Grill Island	Gascony / Ashbury	13110008	1871	4125	
Fireplace	Cotswold / Brookstone	70580312	3286	7245	
Wood Boxes	Cotswold / Brookstone	70580534	1791	3950	
Hearth	Cotswold / Brookstone	70580309	535	1180	
Grill Island	Cotswold / Brookstone	13110009	1871	4125	

FIRE FEATURES PALLET INFORMATION / ESTIMATING CHART

■ BRIGHTON™ SERIES		BODY / ACCENT COLOUR	ITEM CODE	UNIT WEIGHT (KG)	UNIT WEIGHT (LB)
Fireplace		Gascony / Ashbury	70580007	2642	5825
Wood Boxes		Gascony / Ashbury	70300046	1451	3200
Fireplace		Cotswold / Brookstone	70580378	2642	5825
Wood Boxes		Cotswold / Brookstone	70580291	1451	3200

■ STACKSTONE FIRE PIT KIT		SQFT/ PALLET	SQFT/ LAYER	LAYER/ PALLET	UNITS/ PALLET	UNITS/ SQFT	WEIGHT/ UNIT (LB)	WEIGHT/ PALLET (KG)	WEIGHT/ PALLET (LB)
KIT								481	1060


635 x 1067 x 406mm
25 x 42 x 16"

■ WESTON STONE™ FIRE PIT		SQFT/ PALLET	SQFT/ LAYER	LAYER/ PALLET	UNITS/ PALLET	UNITS/ SQFT	WEIGHT/ UNIT (LB)	WEIGHT/ PALLET (KG)	WEIGHT/ PALLET (LB)
PYRAMID								540	1190
FLAT								540	1190


711 x 1118 x 305mm
28 x 44 x 12"

711 x 1118mm
28 x 44"


ACCESSORIES PALLET INFORMATION / ESTIMATING CHART

■ I-CON EDGER		LNFT/ PALLET	LAYER/ PALLET	UNITS/ PALLET	LNFT/PALLET (SOLDIER)	LNFT/PALLET (SAILOR)	UNITS/ SQFT	WEIGHT/ PALLET (KG)	WEIGHT/ PALLET (LB)
UNIT								1428	3148

300 x 93 x 100mm
12 x 3.5 x 4"




■ LANDINGS™ STEP		LNFT/ PALLET	LAYER/ PALLET	UNITS/ PALLET	LNFT/PALLET (SOLDIER)	LNFT/PALLET (SAILOR)	UNITS/ SQFT	WEIGHT/ PALLET (KG)	WEIGHT/ PALLET (LB)
STEP UNIT								725	1600




1219 x 457 x 152mm
48 x 18 x 6"



■ STRATUS® EDGER		LNFT/ PALLET	LAYER/ PALLET	UNITS/ PALLET	LNFT/PALLET (SOLDIER)	LNFT/PALLET (SAILOR)	UNITS/ SQFT	WEIGHT/ PALLET (KG)	WEIGHT/ PALLET (LB)
UNIT								1322	2914

80 x 300 x 80mm
3 x 12 x 3"

VERSATILE LANDSCAPING PALLET INFORMATION / ESTIMATING CHART



■ ASHLAR TANDEM™			SQFT/ PALLET	SQFT/ LAYER	LAYER/ PALLET	UNITS/ PALLET	UNITS/ SQFT	WEIGHT/ UNIT (KG)	WEIGHT/ UNIT (LB)	WEIGHT/ PALLET (KG)	WEIGHT/ PALLET (LB)
UNIT 1		179 x 330 x 67mm 7 x 13.19 x 2.6"	-	-	-	30	.64	8	18	-	-
UNIT 2		179 x 381 x 67mm 7 x 15.19 x 2.6"	-	-	-	30	.77	10	22	-	-
UNIT 3		179 x 457 x 67mm 7 x 18.19 x 2.6"	-	-	-	30	.90	11	25	-	-
TOTAL			70.1	-	6	-	-	-	-	2083	2083

CAP		381 x 609 x 82.5mm 15 x 24 x 3.25"	-	-	8	32	-	-	-	1357	2993
MOD. BLOCK		199 x 200 x 180mm 8 x 8 x 7.17"	-	-	-	128	-	-	-	1222	2695
BASE BLOCK		305 x 469 x 82.5mm 12 x 18.5 x 3.25"	-	-	-	56	-	-	-	1343	2961

■ ARTFORMS™		SQFT/ PALLET	SQFT/ LAYER	LAYER/ PALLET	UNITS/ PALLET	UNITS/ SQFT	WEIGHT/ UNIT (KG)	WEIGHT/ UNIT (LB)	WEIGHT/ PALLET (KG)	WEIGHT/ PALLET (LB)
OPEN END										
CLOSE END										
TOTAL		81	-	9	18	-	-	-	1230	2711





76 x 457 x 914mm
3 x 18 x 36"

76 x 457 x 914mm
3 x 18 x 36"

OPEN END										
CLOSE END										
TOTAL		31.5	-	3	21	-	-	-	497	1095

76 x 152 x 914mm
3 x 6 x 36"

76 x 152 x 914mm
3 x 6 x 36"

■ MELVILLE TANDEM™ LONG			SQFT/ PALLET	SQFT/ LAYER	LAYER/ PALLET	UNITS/ PALLET	UNITS/ SQFT	WEIGHT/ UNIT (KG)	WEIGHT/ UNIT (LB)	WEIGHT/ PALLET (KG)	WEIGHT/ PALLET (LB)
LONG		603 x 180 x 67mm 23.75 x 7.06 x 2.625"	46.7 SF 79.1 LF	-	-	40	1.15	-	-	659	1453
CAP		600 x 400 x 60 24 x 16 x 2.375"	86.6 LF	-	11	44	-	33.8	74.5	1511	3332
MOD. BLOCK		199 x 200 x 180mm 8 x 8 x 7.17"	-	-	-	128	-	-	-	1222	2695
BASE BLOCK		305 x 469 x 82.5mm 12 x 18.5 x 3.25"	-	-	-	56	-	-	-	1343	2961

COMPATIBILITY CHART

PAVERS	HERITAGE	NATURAL	METROPOLITAN	PORCELAIN	LEGACY	ENVIRONMENTAL
Aqua Roc™						•
Ardesie				•		
Aristokrat™ Series				•		
Bonneville™ Plank	•	•	•			
Cobble	•		•		•	
Dimensions™		•	•		•	
Eco Dublin®						•
Exposed Slab	•		•		•	
Galiano Slab		•	•		•	
Holland Stone	•		•		•	
Hydrapressed Slab	•		•		•	
Kingston Smooth Slab		•	•		•	
Mega-Arbel®	•	•	•			
Mega-Libre®	•	•	•			
Moduline Series®		•	•		•	
Na.Me				•		
Noon				•		
Origins™	•	•	•			
Quadral Slab	•	•	•			
River Rock	•	•	•			
River Rock Grana		•	•		•	
Roman Euro	•	•			•	
Saranak Slab	•	•	•			
Sedona Portage	•	•	•			
SF Rima						•
Slate Slab	•	•	•			
Smooth Slab		•	•		•	
Stones 2.0				•		
Trapeza Paver		•	•		•	
Turfstone™						•
Unico				•		
VS-5		•	•		•	

WALLS & VERSATILE LANDSCAPING

	HERITAGE	NATURAL	METROPOLITAN	PORCELAIN	LEGACY	ENVIRONMENTAL
AB® Aztec	•	•	•			
AB® Collection	•		•		•	
AB Europa®	•	•			•	
AB Metropolitan™		•	•		•	
Ashlar Tandem™	•	•	•			
Artforms™		•	•		•	
Beltis Wall	•	•			•	
CornerStone	•		•		•	
Melville Tandem™		•	•		•	
Pisa2®	•		•		•	
RomanPisa	•	•			•	
RomanStack	•	•			•	
SienaEdge™		•	•		•	
SienaStone®	•		•		•	
StackStone	•		•		•	
Versa-Lok®	•		•		•	
Weston Stone™	•	•			•	
ZenWall		•	•		•	

FIRE FEATURES

	HERITAGE	NATURAL	METROPOLITAN	PORCELAIN	LEGACY	ENVIRONMENTAL
Beltis Fire Pit Kit	•	•			•	
Bordeaux™ Series	•	•	•			
Brighton™ Series	•	•			•	
Bristol™ Series	•	•	•			
StackStone Fire Pit Kit	•	•			•	
Weston Stone™ Kits	•	•	•		•	

COPING, CURBS, EDGERS & VENEER

	HERITAGE	NATURAL	METROPOLITAN	PORCELAIN	LEGACY	ENVIRONMENTAL
I-Con Edger	•		•		•	
Landings™ Step Unit	•	•	•			
Stratus® Edger	•	•	•			

PEACE OF MIND, GUARANTEED

LIFETIME TRANSFERABLE LIMITED WARRANTY

Oldcastle® APG, Inc. ("Belgard") is proud to inform you that all of our interlocking concrete paver and retaining walls ("Products") meet and/or exceed the requirements of ASTM C-936 and ASTM C-1372. Belgard® guarantees its Products against these standards for the lifetime of the Product defined by ICPI. This guarantee does not apply to splitting, chipping or other breakage that could be caused by impact, abrasion or overloading. This warranty is transferable. The original proof of purchase is required.

This warranty is only valid if the material is installed under the guidelines of the ICPI (www.ICPI.org), The NCMA (www.ncma.org) or the Belgard Installation Guideline Manual. Improper installation voids this warranty. This warranty is for residential applications only and does not apply to commercial applications. It is recommended that the job be installed by a Belgard Preferred Contractor who provides a guaranty of their workmanship for a minimum of 2 years from the date of install. For warranty service, contact Belgard at 1-877-BELGARD. A service representative will investigate your claim within 10 business days. If the Belgard product fails to meet the specifications, Belgard will replace the defective product at no charge. Color matching cannot be guaranteed. Belgard will not be responsible for any replacement labor, consequential damages or incidental damages. This warranty gives you specific legal rights, and you may also have other rights which vary from state to state. Some states do not allow for the exclusion or limitation of incidental or consequential damages, so the above limitation or exclusion may not apply to you. All other warranties, express or implied are waived.

For specific information regarding warranty coverage and exclusions in regards to the Elements and Porcelain Paver products, please visit: Belgard.com/Warranty

PRODUCT INDEX

PAVERS

- Aqua Roc™ 54
- Ardesie..... 66
- Aristokrat™ Series 64
- Belgravia Slate Slab..... 36
- Belgravia Smooth Slab... 28
- Bonneville Plank..... 37
- Cobble..... 50
- Dimensions™ 26
- Eco Dublin® 55
- Exposed Slab..... 51
- Galiano Slab..... 29
- Holland Stone 52
- Hydrapressed Slab 53
- Kingston Smooth Slab.... 30
- Mega-Arbel® 38
- Mega-Libre® 40

- Moduline Series® 31
- Na.me..... 67
- Noon 68
- Origins™ 42
- Quadral Slab 45
- River Rock..... 44
- River Rock Grana..... 32
- Roman Euro..... 48
- Saranak Slab 46
- Sedona Portage..... 47
- SF Rima™ 56
- Stones 2.0 69
- Turfstone™ 57
- Trapeza Paver..... 34
- Unico..... 70
- VS-5..... 35

WALLS

- AB Aztec® 80
- AB® Collection 90
- AB Europa® 82
- AB Metropolitan™ 74
- Beltis Wall 84
- CornerStone 92
- Pisa2® 93
- RomanPisa 86
- RomanStack® 87
- SienaEdge™ 76
- SienaStone® 94
- StackStone 96
- Versa-Lok® 95
- Weston Stone™ 88
- ZenWall..... 78

VERSATILE LANDSCAPING

- Artforms™ 100
- Ashlar Tandem™ 104
- Melville Tandem™ 102

FIRE FEATURES

- Beltis Fire Pit Kit 111
- Bordeaux™ Series 108
- Brighton™ Series 110
- Bristol™ Series 109
- StackStone Fire Pit Kit..... 112
- Weston Stone™ Fire Pit Kit..... 113

ACCESSORIES

- I-Con Edger 119
- Landings™ Step Unit..... 116
- Stratus® Edger..... 118

COLLECTIONS LEGEND

- Metropolitan Collection
- Natural Collection
- Heritage Collection
- Legacy Collection
- Environmental Collection
- Porcelain Collection



EXPOCRETE LOCATIONS

Expocrete – Acheson Head Office
28234 Acheson Road
Acheson, AB T7X 6A9
Ph: 780-962-4010
Fx: 780-962-3230
Ph: 800-232-9443

Expocrete – Balzac (Calgary)
260032 RR 291
Rockyview County, AB
T4A 0T8
Ph: 800-279-3728
Fx: 403-279-4191

Expocrete – Richmond
Lafarge Plant Site, Gate 2,
Blundell @ Nelson Road
Richmond, BC V6W 1G4
Ph: 800-556-9733

Expocrete – Winnipeg
1436 Chevrier Blvd
Winnipeg, MB R3T 1Y6
Ph: 800-262-8869

Expocrete – Saskatoon
1839 - 11 Street West
Saskatoon, SK S7M 3B7
Ph: 800-279-3728



BELGARD
PAVES THE WAY

© Copyright 2021 Oldcastle APG, Inc. All Rights Reserved. BEL20-425

BELGARD.COM

PICTURED ON THE COVER:
BORDEAUX™ FIREPLACE & WOOD BOXES, ASHLAR TANDEM™ WALL,
MEGA-LIBRE® PAVERS, ROMAN EURO PAVERS & BORDER