

from Sea to Sea to Sea



A MODERN QUILT PATTERN BY
TAMARA KATE DESIGN

58" x 40" WALL QUILT / PLAY MAT



Using simple strip piecing, create this fun quilt that brings a little bit of home to wherever you are. Great as an art quilt or a little one's play mat.

SKILL LEVEL: beginner

FABRIC REQUIREMENTS: (measurements based on 42" wide fabric)



54314P-1
24" panel



54316-5
1 Yard



54318-7
1 Yard



54315-2
1 1/4 Yards



54320-10
1 1/4 Yards



51583-28 1/4 Yard



51583-33 1/4 Yard



51583-15 1/2 Yard

NOTE: • Patterned fabrics' measurements take into account pattern orientation. You will have a fair bit of fabric left over for another project.

ALSO REQUIRED: batting (60" x 42"), backing fabric (62" x 44")



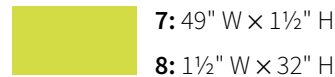
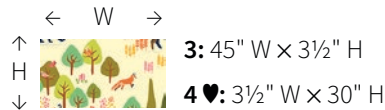

long acrylic ruler, rotary cutter & cutting mat, thread, pins.

CUTTING:

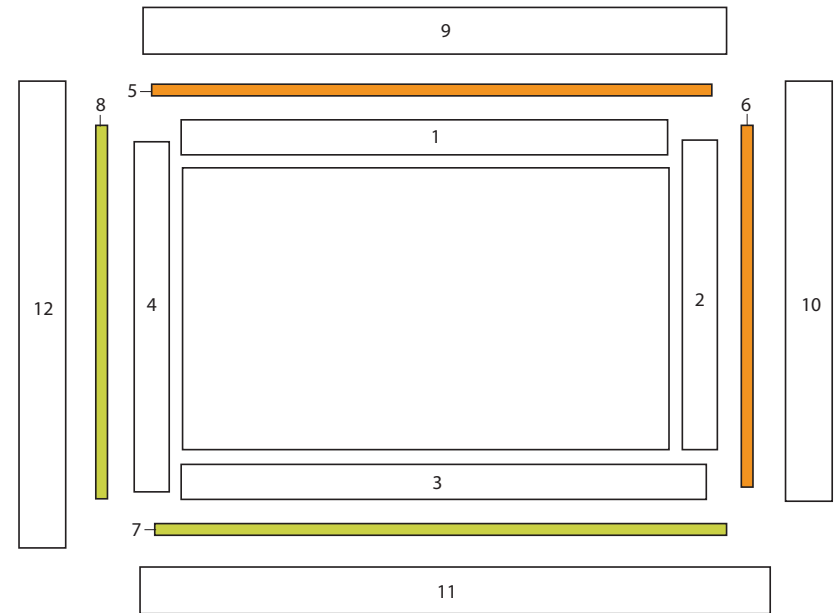
- Ensure map panel is properly squared up to 24" x 42" prior to starting
- Referring to the diagram to the right, cut pieces 1 through 12 as follows, paying close attention to the orientation of the **patterned** fabrics:

NOTE: • Cut all pieces with a ♥ symbol first.

- Where the W (width) measurement exceeds the width of fabric (WOF), piece 2 strips together.



- Cut 6 strips of binding fabric 2 1/4" (or 2 1/2", based on preference) x WOF.



PIECING:

- NOTE:** • All seam allowances are 1/4" .
- Be careful not to stretch strips while piecing.

• Starting with piece 1, pin strip along top edge of map panel, right sides together, orienting the pattern on the fabric so that it faces upright when sewn and pressed in place. Stitch and press seams open.

• Continue working around the piece in numerical order, carefully pinning and pressing as you go and paying attention to pattern orientation.

FINISHING:

- Layer backing, batting and quilt top. Baste or pin.
- Quilt as desired.
- Square up quilt. Join binding strips together and bind in your preferred fashion.

FOR PERSONAL USE ONLY.

QUILT DESIGN & INSTRUCTIONS COPYRIGHT © TAMARA KATE DESIGN, 2024. ALL RIGHTS RESERVED. NO PART OF THIS PATTERN MAY BE REPRODUCED IN ANY FORM WITHOUT THE EXPRESS WRITTEN CONSENT OF THE AUTHOR.

TAMARAKATEDESIGN.COM

IG & FB: @TAMARAKATEDESIGN

SHARING: #FROMSEATOSEATOSEAQUILT

#TAMARAKATEQUILTS