

## SDCE Digital On/Off Benchtop Temperature Controller

### Product Highlights


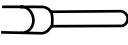



- ✓ Programmable on/off digital controller
- ✓ Compatible with a wide range of heaters
- ✓ Affordable and compact
- ✓ Includes factory-wired temperature sensor
- ✓ Plug-and-play design
- ✓ Display programmable in °C or °F
- ✓ Touch-screen operation
- ✓ CE



### Specifications:

- Dimensions: 132mm x 129mm x 56mm (5.25in x 5in x 2.25in)
- Temperature control range:
  - J-type: -40°C to 370°C (-40°F to 698°F)
  - K-type: -40°C to 482°C (-40°F to 899°F)
  - PT100/RTD: -50°C to 450°C (-58°F to 842°F)
- Accuracy: +/- 0.5% span +/- 1 digit @25°C ambient environment
- Hysteresis: Adjustable from 1 to 999 (°C or °F)
- 1.5m (5ft) factory installed temperature sensor
- Operating Voltage Range:
  - 120VAC (100 to 125VAC)
  - 230VAC (100 to 240VAC)
- Relay output: rated for 8A at 120/240VAC
- Ambient temperature range: 0°C to 37°C (32°F to 100°F)
- Output power receptacle (to heater):
  - 120VAC = Standard 3-prong receptacle (NEMA 5-15R)
  - 230VAC = Neutrik receptacle with mating plug (PN: 41329-03)

### Ordering Information:

Part No.	Voltage	Sensor Type	Input Power Cord
SDCERA	120V	PT100/RTD	2m (6ft 7in) cord NEMA 5-15 plug 
SDCEJA	120V	J-Type	
SDCEKA	120V	K-Type	
SDCERB	230V	PT100/RTD	2m (6ft 7in) cord ferrule-terminated leads 
SDCEJB	230V	J-Type	
SDCEKB	230V	K-Type	
SDCERC	230V	PT100/RTD	2m (6ft 7in) cord NEMA 6-15 plug 
SDCEJC	230V	J-Type	
SDCEKC	230V	K-Type	
SDCERD	230V	PT100/RTD	2m (6ft 7in) cord Schuko CEE 7/7 Plug 
SDCEJD	230V	J-Type	
SDCEKD	230V	K-Type	
SDCERE	230V	PT100/RTD	2.5m (8ft 2in) cord UK Type G plug 
SDCEJE	230V	J-Type	
SDCEKE	230V	K-Type	