

(\$3,995.00 to \$4,895.00)

A black and white photograph of a black bicycle. The bike features a rear rack, fenders, and a kickstand. The frame has the brand name 'KONA' visible on the down tube. The wheels have multiple spokes, and the tires are black. The handlebars are black with grips, and the seat is black. The overall design is a classic city or commuter bike.

STEP-THRU 26"



STEP-THRU 28"



CLASSIC 28"



Notes

When you buy a Pedego, you're investing in:



*Friendly customer
care that goes
the extra mile*

Try one free! Find a dealer at pedego.com

PEDEGO
ELECTRIC BIKES

KEY FEATURES



SMOOTH RIDE

A high-end suspension fork allows you to effortlessly glide over bumps in the road. A simple lockout switch saves energy when you don't need the suspension.

EASY PEDALING

A larger front chainring and deluxe 10-speed drivetrain provide fluid shifting and comfortable pedaling – even at high speeds.



STOP ON A DIME

Top of the line hydraulic disc brakes stop on a dime with the greatest of ease. The levers are easier to pull than normal disk brakes, and they feel more responsive.

BREATHTAKING PERFORMANCE

- A whisper quiet, 749 watt motor delivers best in class acceleration and hill climbing. The sensation of power it gives you is exhilarating.
- A state-of-the-art 52 Volt battery uses the same advanced lithium-ion cells as an electric car. It weighs less than a housecat and can take you up to 60 miles on about 10 cents worth of electricity.



Try one free! Find a dealer at pedego.com

PEDEGO
ELECTRIC BIKES

SMALL DETAILS MAKE A BIG DIFFERENCE



1. Throttle

Twist-and-go throttle with color LED indicator for maximum safety.



4. Bright Lights

Built-in front and rear lights for your safety and convenience.



2. Adjustable Handlebars

Quick-release handlebar stem allows you to find a perfect fit.



5. PedalSense®

Twist-and-go throttle, 5 levels of pedal assist, and LCD display with USB charger.



3. Full Coverage

A full coverage chain guard and fenders with mud flaps keep you clean and dry



6. Balloon Tires

Kevlar-belted tires help prevent flats and give you a nice, smooth ride.

More Notes...

Try one free! Find a dealer at pedego.com

PEDEGO[®]
ELECTRIC BIKES

CITY COMMUTER: PLATINUM EDITION

SPECIFICATIONS

Electronics

MOTOR	BLACK 52V BRUSHLESS GEARED REAR HUB MOTOR; 749 WATT NOMINAL POWER RATING; 60NM TORQUE; QUICK DISCONNECT CABLE WITH WATERPROOF CONNECTION.
BATTERY	52 VOLT 17.5 OR 10.5 AMP HOUR WITH PREMIUM LITHIUM ION 18650 CELLS; SMART BIKE TECHNOLOGY WITH CANBUS COMMUNICATION; AUTO SLEEP FUNCTION.
CHARGER	52V 2 AMP PEDEGO FANLESS BATTERY CHARGER WITH CHARGE INDICATOR LIGHT.
CONTROLLER	52 VOLT 22 AMP SINE WAVE CONTROLLER WITH CUSTOM PEDALSENSE® SOFTWARE AND WATERPROOF CONNECTIONS.
THROTTLE	CUSTOM PEDEGO TWIST AND GO THROTTLE WITH COLOR LED ASSIST INDICATOR FOR MAXIMUM SAFETY; THREADED WATERPROOF CONNECTION.
PEDALSENSE®	FREE RIDE MODE (NO POWER), FIVE LEVELS OF PEDAL ASSIST WITH THROTTLE OVERRIDE AND TORQUE OR CADENCE MODE, THROTTLE ONLY MODE.
TOP SPEED	CLASS 2: 20 MPH MAX, WITH PEDAL ASSIST AND THROTTLE ASSIST CLASS 3: 28 MPH MAX, WITH PEDAL ASSIST ONLY (SOFTWARE UPGRADE AVAILABLE THROUGH PEDEGO DEALER ONLY).
DISPLAY	3.5" BACKLIT LCD SCREEN WITH CANBUS COMMUNICATION; 4 BUTTONS TO CONTROL ELECTRONICS, TOGGLE INFO DISPLAYED, AND CUSTOMIZE SETTINGS; USB CHARGING PORT; WATERPROOF THREADED CONNECTION; CUSTOM PEDALSENSE® SOFTWARE.

Drivetrain

DERAILLEUR	SHIMANO SLX M7000 10 SPEED; INTEGRATED CLUTCH FOR MAXIMUM CHAIN RETENTION; RIDER TUNED FOR SHARP AND SILKY SHIFTS; MODEL NO: RD-M7000-10-SGS.
CASSETTE	SHIMANO DEORE M6000 10 SPEED HYPERGLIDE 11-36T; PRECISE AND CONSISTENT SHIFTING PERFORMANCE; MODEL NO: CS-HG50-10.
SHIFTER	SHIMANO SLX M670 10 SPEED; DYNA-SYS WITH OPTICAL GEAR DISPLAY; MODEL NO: SL-M670-R.
BOTTOM BRACKET	68MM x 127.5MM SQUARE TAPER SPINDLE WITH SEALED CARTRIDGE BEARINGS; INTEGRATED TORQUE SENSOR.
CHAIN	S10 SPEED KMC X10E; RUSTBUSTER TREATMENT; 132 LINKS.
CRANK	BLACK 3 PIECE CRANK WITH 5x130MM 52T 3/32" CHAINRING; 170MM FORGED ALUMINUM CRANK ARMS.
PEDALS	BLACK PEDEGO ALUMINUM PLATFORM PEDAL; 9/16" SPINDLE; POLYMER DU BUSHING; INTEGRATED PEDAL REFLECTORS.

Try one free! Find a dealer at pedego.com



SPECIFICATIONS

Brakes

CALIPERS	TEKTRO DORADO; 2 PISTON HYDRAULIC DISC BRAKE WITH FORGED ALUMINUM BODY, ADJUSTABLE HOSE ANGLE; TEKTRO NON-CORROSIVE MINERAL OIL.
LEVERS	TEKTRO DORADO FORGED ALUMINUM LEVER; 4 FINGER BLADE WITH BALL END; VISUALIZED RESERVOIR; INTEGRATED MOTOR CUTOFF SWITCH FOR MAXIMUM SAFETY.
PADS	CERAMIC MATERIAL WITH STEEL BACKING PLATE; OFFER SAFETY TOGETHER WITH EXCELLENT PERFORMANCE IN ALL SITUATIONS.
ROTORS	TEKTRO WAVE TYPE; 180MM DIAMETER; STIFFNESS, HIGH HEAT DISPERSION AND HEAT TOLERANCE; COMPATIBLE WITH ALL PAD COMPOUNDS.

Components

FRAME	6061-T6 ALUMINUM ALLOY; INTEGRATED REINFORCED REAR RACK FOR BATTERY AND STORAGE; INTERNAL CABLE AND WIRE ROUTING.
FORK	26" OR 28" AIR SPRUNG SUSPENSION FORK; 60MM OR 50MM TRAVEL; ADJUSTABLE COMPRESSION WITH HYDRAULIC LOCKOUT.
HEADSET	ZERO STACK SEMI-INTEGRATED 1 1/8" THREADED; ZS44/28.6-26TPI ZS44/30.
SEATPOST	BLACK 27.2MM x 350MM COIL SPRUNG SUSPENSION SEATPOST WITH 40MM OF TRAVEL AND ADJUSTABLE PRELOAD.
SADDLE	EXTRA WIDE CRUISER STYLE SADDLE WITH SOFT FOAM; REAR FACING PEDEGO LOGO; 265MM L x 265MM W.
RIMS	24" OR 26" ALUMINUM ALLOY DOUBLE WALL RIMS; 24.7MM INTERNAL WIDTH; PINNED JOINT; 3D ANGLE DRILLED SPOKE HOLES; 12G X 36 HOLE.
SPOKES	BLACK 12 GAUGE HEAVY DUTY STAINLESS STEEL SPOKES WITH BRASS NIPPLES.
GRIPS	PEDEGO SYNTHETIC LEATHER GRIP WITH HAND STITCHING AND FOAM PADDING; COLOR MATCHED BALLOON PACKAGE.
HANDLEBAR	BLACK ERGONOMIC CITY STYLE; ALUMINUM ALLOY; 25.4MM CLAMP DIAMETER; 650MM WIDTH.
STEM	BLACK QUICK RELEASE ADJUSTABLE QUILL STYLE; 110MM LENGTH; 0-80 DEGREE ADJUSTABLE ANGLE; 25.4MM HANDLEBAR CLAMP DIAMETER; HEIGHT ADJUSTABLE 0-60MM; FOR 1 1/8" (28.6MM) THREADED STEERER TUBE.
TIRES	SCHWALBE FAT FRANK 28" x 2.0" WITH K-GUARD KEVLAR FLAT PROTECTION OR SCHWALBE BIG APPLE 26" x 2.0" WITH RACEGUARD FLAT PROTECTION; SLIME INNER TUBE SEALANT; SCHRADER VALVE.

Try one free! Find a dealer at pedego.com



SPECIFICATIONS

Extras

LIGHTS

FRONT: LED WITH ADJUSTABLE MOUNT 60 LUX;
REAR: LED BUILT INTO BATTERY WITH BRAKE LIGHT AND TURN SIGNAL FUNCTIONS; BOTH POWERED BY MAIN BATTERY AND CONTROLLED BY LCD.

KICKSTAND

BLACK ALUMINUM ALLOY CENTER KICKSTAND; ADJUSTABLE LENGTH COMPOSITE FOOT.

TOOL KIT

CUSTOM PEDEGO TOOL KIT: 6" ADJUSTABLE WRENCH (UP TO 15MM), 12/13G SPOKE WRENCH, T25 TORX WRENCH, 6MM HEX WRENCH, 5MM HEX WRENCH WITH #2 PHILLIPS SCREWDRIVER, 4MM HEX WRENCH.

FENDERS

MATTE BLACK STEEL FULL LENGTH FENDERS WITH INTEGRATED MUD FLAPS; STAINLESS STEEL STAYS.

Weight

BIKE (NO BATTERY)

STEP THRU 26": 52 LB; STEP THRU 28": 55.2 LB; CLASSIC 28": 55.8 LB.

BATTERY

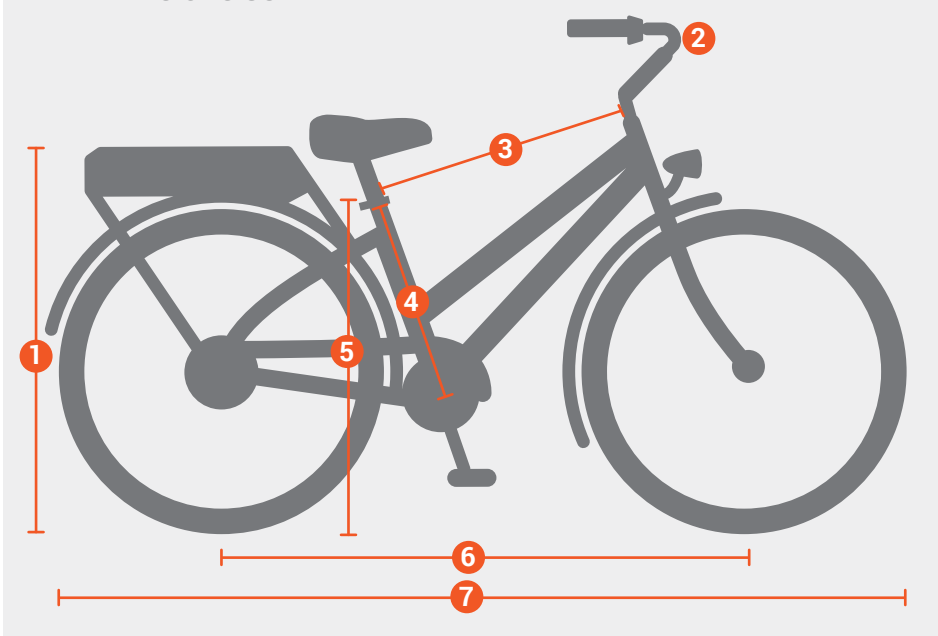
52V/15Ah: 9.2 LB; 52V/10Ah: 8.8 LB.

**All bicycle weights do not include a battery. Due to manufacturing tolerances of the individual components the overall bike weight may vary +/- 5%.*

DIMENSIONS

City Commuter Step-Thru 26"

BIKE DIMENSIONS GUIDE



- 1 REAR HEIGHT**
31" (787mm)
- 2 HANDLEBAR WIDTH**
26" (660mm)
- 3 SEAT TUBE TO HANDSET**
21" (533mm)
- 4 SEAT CLAMP TO CRANK**
15" (381mm)
- 5 SEAT CLAMP TO GROUND**
26.5" (673mm)
- 6 AXLE TO AXLE**
45" (1143mm)
- 7 END TO END**
70" (1778mm)

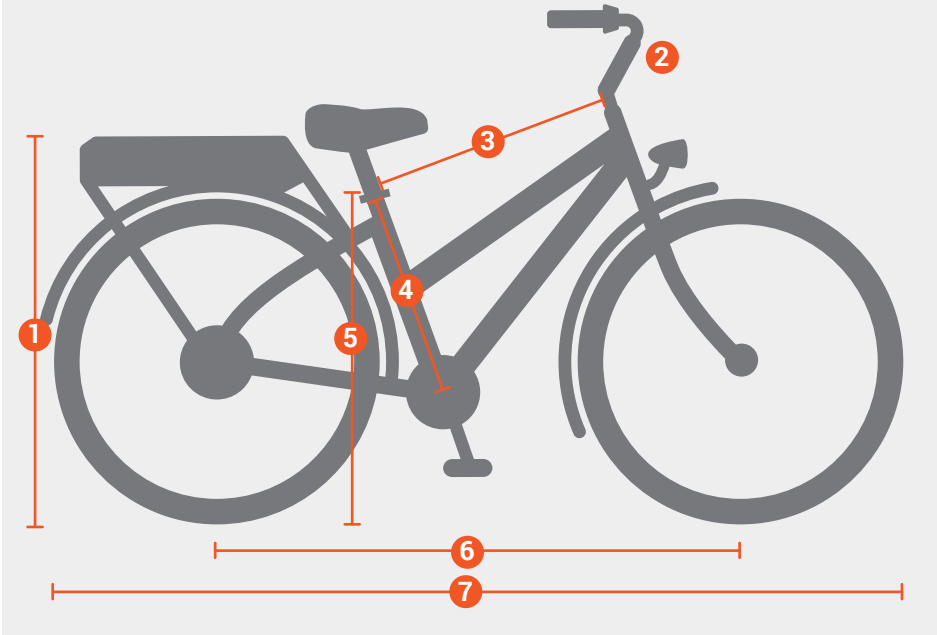
Try one free! Find a dealer at pedego.com



DIMENSIONS

City Commuter Step-Thru 28"

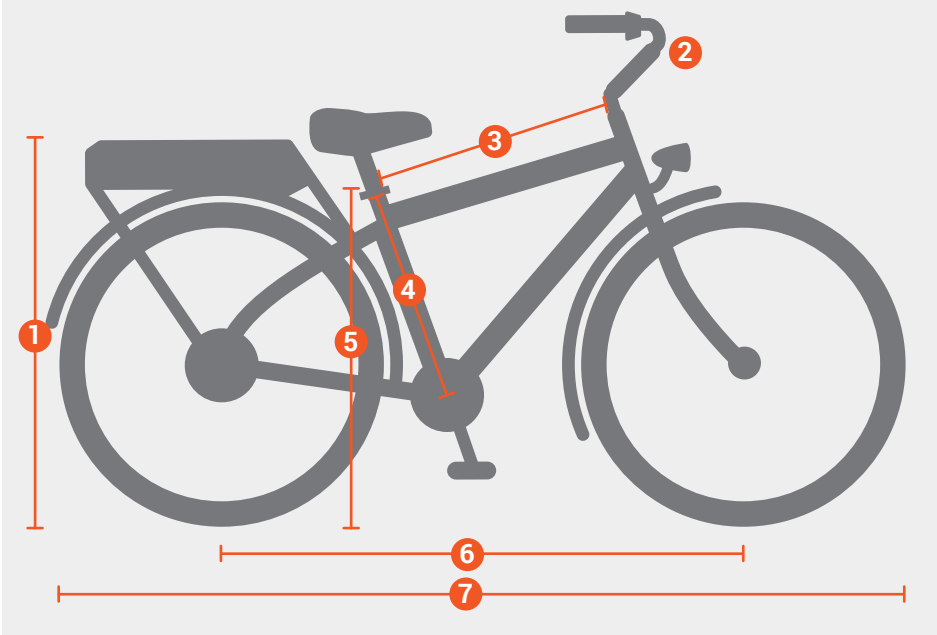
BIKE DIMENSIONS GUIDE



- 1 REAR HEIGHT
33" (838mm)
- 2 HANDLEBAR WIDTH
26" (660mm)
- 3 SEAT TUBE TO HANDSET
22" (559mm)
- 4 SEAT CLAMP TO CRANK
17" (432mm)
- 5 SEAT CLAMP TO GROUND
29" (736mm)
- 6 AXLE TO AXLE
44.5" (1130mm)
- 7 END TO END
74" (1880mm)

City Commuter Classic 28"

BIKE DIMENSIONS GUIDE



- 1 REAR HEIGHT
33" (838mm)
- 2 HANDLEBAR WIDTH
26" (660mm)
- 3 SEAT TUBE TO HANDSET
24" (610mm)
- 4 SEAT CLAMP TO CRANK
18" (457mm)
- 5 SEAT CLAMP TO GROUND
30" (762mm)
- 6 AXLE TO AXLE
47" (1194mm)
- 7 END TO END
75" (1905mm)

Try one free! Find a dealer at pedego.com

PEDEGO[®]
ELECTRIC BIKES