

Raising the Bar Blanket

Designed by Two of Wands

Pattern No.


Yarn: Lion Brand®
Color Theory®

Level 1 Beginner




RAISING THE BAR BLANKET

● ○ ○ ○



TWO
OF
WANDS



MATERIALS

- 3 skeins each Lion Brand Color Theory in Tourmaline (619-178S) for color A and Peacock (619-148AD) for color B
- 1 skein each Lion Brand Color Theory in Moonbeam (619-099V) for color C and Thunder (619-150BE) for color D
(worsted, weight 4; 246yds/225m per skein)
- Size US 15 (10mm) knitting needles
- Tapestry needle

GAUGE

11 sts x 14 rows = 4"/10cm in stockinette with yarn held double

FINISHED DIMENSIONS

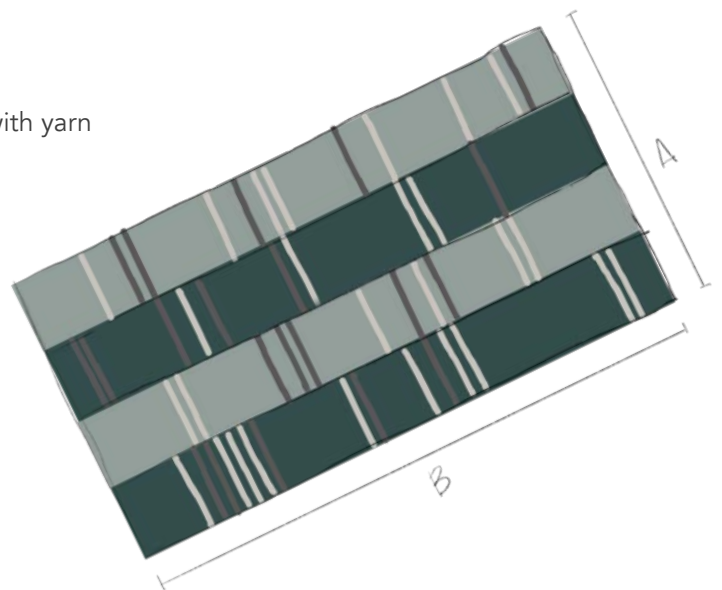
A Width: 38"/96.5cm

B Length: 44"/112cm

ABBREVIATIONS

All Two of Wands patterns are written in standard US terms.

CO	Cast on
K	Knit
P	Purl
Rep	Repeat
St(s)	Stitch(es)



NOTES

Blanket is worked in four seamed panels. Two strands of yarn are held together throughout. To do so, pull the inner end of the skein out and hold it together with the outer end.

PANEL 1

With color A, and holding two strands together, CO 26.

Rows 1-7 K.

Row 8 (WS) K 6, P to end of row.

Row 9 (RS) K.

Rows 10-149 Rep rows 8 and 9, changing colors as follows:

Rows 10-24: Color A.

Rows 25+26: Color C.

Rows 27-36: Color A.

Rows 37+38: Color D.

Rows 39+40: Color A.

Rows 41+42: Color D.

Rows 43-62: Color A.

Rows 63+64: Color C.

Rows 65-70: Color A.

Rows 71+72: Color D.

Rows 73-76: Color A.

Rows 77+78: Color C.

Rows 79+80: Color A.

Rows 81+82: Color C.

Rows 83-104: Color A.

Rows 105+106: Color D.

Rows 107-112: Color A.

Rows 113+114: Color C.

Rows 115-130: Color A.

Rows 131+132: Color C.

Rows 133-140: Color A.

Rows 141+142: Color C.

Rows 143+144: Color A.

Rows 145+146: Color D.

Rows 147-149: Color A.

Rows 150-155 Continuing with color A, K.

Bind off. Secure and weave in all ends.

PANEL 2

With color B, and holding two strands together, CO 26.

Rows 1-7 K.

Row 8 (WS) P.

Row 9 (RS) K.

Rows 10-149 Rep rows 8 and 9, changing colors as follows:

Rows 10-16: Color B.

Rows 17+18: Color D.

Rows 19+20: Color B.

Rows 21+22: Color D.

Rows 23-42: Color B.

Rows 43+44: Color D.

Rows 45-48: Color B.

Rows 49+50: Color C.

Rows 51-54: Color B.

Rows 55+56: Color D.

Rows 57-74: Color B.

Rows 75+76: Color D.

Rows 77+78: Color B.

Rows 79+80: Color C.

Rows 81-112: Color B.

Rows 113+114: Color C.

Rows 155+116: Color B.

Rows 117+118: Color C.

Rows 119-130: Color B.

Rows 131+132: Color D.

Rows 133-149: Color B.

Rows 150-155 Continuing with color B, K.

Bind off. Secure and weave in all ends.

PANEL 3

With color A, and holding two strands together, CO 26.

Rows 1-7 K.

Row 8 (WS) P.

Row 9 (RS) K.

Rows 10-149 Rep rows 8 and 9, changing colors as follows:

Rows 10-28: Color A.

Rows 29+30: Color C.

Rows 31-34: Color A.

Rows 35+36: Color C.

Rows 37-60: Color A.

Rows 61+62: Color D.

Rows 63-66: Color A.

Rows 67+68: Color D.

Rows 69+70: Color A.

Rows 71+72: Color D.

Rows 73-90: Color A.

Rows 91+92: Color C.

Rows 93-100: Color A.

Rows 101+102: Color D.

Rows 103-106: Color A.

Rows 107+108: Color C.

Rows 109+110: Color A.

Rows 111+112: Color D.

Rows 113-126: Color A.

Rows 127+128: Color C.

Rows 129+130: Color A.

Rows 131+132: Color C.

Rows 133-149: Color A.

Rows 150-155 Continuing with color A, K.

Bind off. Secure and weave in all ends.

PANEL 4

With color B, and holding two strands together, CO 26.

Rows 1-7 K.

Row 8 (WS) P to last 6 sts, K 6.

Row 9 (RS) K.

Rows 10-149 Rep rows 8 and 9, changing colors as follows:

Rows 10-22: Color B.

Rows 23+24: Color C.

Rows 25-28: Color B.

Rows 29+30: Color D.

Rows 31+32: Color B.

Rows 33+34: Color D.

Rows 35+36: Color B.

Rows 37+38: Color C.

Rows 39+40: Color B.

Rows 41+42: Color C.

Rows 43+44: Color B.

Rows 45+46: Color C.

Rows 47+48: Color B.

Rows 49+50: Color D.

Rows 51-72: Color B.

Rows 73+74: Color C.

Rows 75+76: Color B.

Rows 77+78: Color D.

Rows 79-96: Color B.

Rows 97+98: Color C.

Rows 99+100: Color B.

Rows 101+102: Color D.

Rows 103+104: Color B.

Rows 105+106: Color C.

Rows 107+108: Color B.

Rows 109+110: Color C.

Rows 111-138: Color B.

Rows 139+140: Color C.

Rows 141+142: Color B.

Rows 143+144: Color C.

Rows 145-149: Color B.

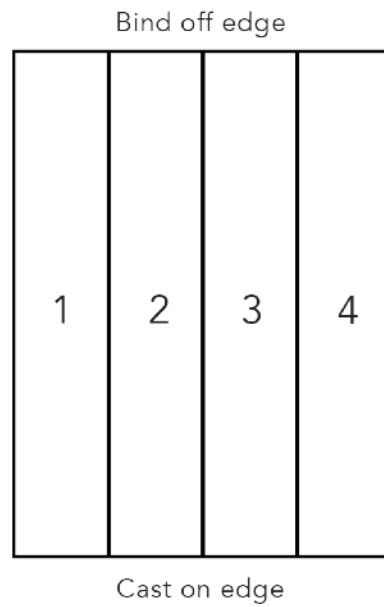
Rows 150-155 Continuing with color B, K.

Bind off. Secure and weave in all ends.

CONSTRUCTION

Arrange panels in order – 1, 2, 3, 4 – side by side with cast on edges at the bottom and bind off edges at the top. Seam panels together.

Secure and weave in any remaining ends.





TWOOFWANDS.COM • [@TWOOFWANDS](https://www.instagram.com/twoofwands)

Share your projects made using Two of Wands patterns on Instagram with the hashtag #crewofwands to get featured on the @twoofwands page and be in the running for monthly pattern giveaways!

The pattern and photographs of this design are the property of Two of Wands and are for personal, non-commercial use only. These patterns files are protected by US copyright, and you may not distribute or sell them electronically or physically. Small batch sales of finished pieces made from this pattern are permitted, but seller must use their own photographs and credit must be given to Two of Wands as the designer.