



Level Up Blanket Scarf

Designer: Two of Wands
Lion Brand® Hue + Me
Pattern Number: M20285.TWH



Level 2 - Easy

Description:

Shards of color slice into a neutral base to add drama and intrigue to this simple garter stitch blanket scarf. Cozy up under the squishy fabric by draping it over the shoulders, or go for a bold statement and wrap it around the neck like a scarf.

Materials:

5 skeins Lion Brand Yarn Hue + Me in Terra (617-123) for main color
1 skein Lion Brand Yarn Hue + Me in Spicy (617-134) for contrast color 1
1 skein Lion Brand Yarn Hue + Me in Bellini (617-102) for contrast color 2
1 skein Lion Brand Yarn Hue + Me in Haze (617-144) for contrast color 3

Not included in the kit:

Size US 13 (9mm) knitting needles
Tapestry needle

Sizes:

One size only

Gauge:

9 sts + 18 rows = 4"/10cm in garter stitch

Finished Measurements:

Width: 24"/61cm
Length: 72"/183cm

Pattern Notes:

Scarf is worked end to end using intarsia colorwork in garter stitch. To prevent holes at color changes, yarns should be twisted once – to change color on a RS row, bring the old color over the new color to the left and pick up the new color on the right from underneath to begin the next stitch; to change color on a WS row, bring the old color to the front of the work (the new color will already be there) and over the new color to the left, then pick up the new color on the right from underneath and bring it to the back of the work to begin the next stitch.

Pattern:

With CC1, CO 54 sts.

Begin color chart or follow written instructions below. Chart begins at bottom right corner, row 1. Each row of the chart counts as 2 rows of work – odd/RS rows are worked right to left, and even/WS rows are worked left to right. Chart is broken into three parts for ease of reading.

Rows 1 and 2: K with CC1.

Row 3 (RS): K 53 with CC1, K 1 with MC.

Row 4 and all WS rows: K, changing colors as they appear from the row below.

Row 5: K 52 with CC1, K 2 with MC.

Row 7: K 51 with CC1, K 3 with MC.

Row 9: K 50 with CC1, K 4 with MC.

Row 11: K 49 with CC1, K 5 with MC.

Row 13: K 48 with CC1, K 6 with MC.

Row 15: K 47 with CC1, K 7 with MC.

Row 17: K 46 with CC1, K 8 with MC.

Row 19: K 45 with CC1, K 9 with MC.

Row 21: K 44 with CC1, K 10 with MC.

Row 23: K 43 with CC1, K 11 with MC.

Row 25: K 42 with CC1, K 12 with MC.

Row 27: K 41 with CC1, K 13 with MC.

After completing row 28, cut CC1 and change to CC2.

Row 29: K 40 with CC2, K 14 with MC.

Row 31: K 39 with CC2, K 15 with MC.

Row 33: K 38 with CC2, K 16 with MC.

Row 35: K 37 with CC2, K 17 with MC.

Row 37: K 36 with CC2, K 18 with MC.

Row 39: K 35 with CC2, K 19 with MC.

Row 41: K 34 with CC2, K 20 with MC.

After completing row 42, cut both yarns and change to MC.

Rows 43-62: K with MC.

Cut MC and change to CC3.

Row 63: K 23 with CC3, K 31 with MC.

Row 65: K 22 with CC3, K 32 with MC.

Row 67: K 21 with CC3, K 33 with MC.

Row 69: K 20 with CC3, K 34 with MC.

Row 71: K 19 with CC3, K 35 with MC.

Row 73: K 18 with CC3, K 36 with MC.

Row 75: K 17 with CC3, K 37 with MC.

Row 77: K 16 with CC3, K 38 with MC.

Row 79: K 15 with CC3, K 39 with MC.

Row 81: K 14 with CC3, K 40 with MC.

Row 83: K 13 with CC3, K 41 with MC.

Row 85: K 12 with CC3, K 42 with MC.

Row 87: K 11 with CC3, K 43 with MC.

After completing row 88, cut both yarns and change to MC.

Rows 89-134: K with MC.

Cut MC and change to CC2.

Row 135: K 13 with CC2, K 41 with MC.

Row 137: K 14 with CC2, K 40 with MC.

Row 139: K 15 with CC2, K 39 with MC.

Row 141: K 16 with CC2, K 38 with MC.

Row 143: K 17 with CC2, K 37 with MC.

After completing row 144, cut both yarns and change to MC.

Rows 145-154: K with MC.

Cut MC and change to CC1.

Row 155: K 23 with CC1, K 31 with MC.

Row 157: K 24 with CC1, K 30 with MC.

Row 159: K 25 with CC1, K 29 with MC.

Row 161: K 26 with CC1, K 28 with MC.

Row 163: K 27 with CC1, K 27 with MC.

After completing row 164, cut both yarns and change to MC.

Rows 165-174: K with MC.

Row 175: K 33 with MC, K 21 with CC2.

Row 177: K 34 with MC, K 20 with CC2.

Row 179: K 35 with MC, K 19 with CC2.

Row 181: K 36 with MC, K 18 with CC2.

Row 183: K 37 with MC, K 17 with CC2.

Row 185: K 38 with MC, K 16 with CC2.

Row 187: K 39 with MC, K 15 with CC2.

Row 189: K 40 with MC, K 14 with CC2.

Row 191: K 41 with MC, K 13 with CC2.

Row 193: K 42 with MC, K 12 with CC2.

Row 195: K 43 with MC, K 11 with CC2.

Row 197: K 44 with MC, K 10 with CC2.

Row 199: K 45 with MC, K 9 with CC2.

Row 201: K 46 with MC, K 8 with CC2.

Row 203: K 47 with MC, K 7 with CC2.

Row 205: K 48 with MC, K 6 with CC2.

Row 207: K 49 with MC, K 5 with CC2.

Row 209: K 50 with MC, K 4 with CC2.

Row 211: K 51 with MC, K 3 with CC2.

Row 213: K 52 with MC, K 2 with CC2.

Row 215: K 53 with MC, K 1 with CC2.

After completing row 216, cut CC2.

Rows 217-246: K with MC.

Row 247: K 39 with MC, K 15 with CC3.

Row 249: K 38 with MC, K 16 with CC3.

Row 251: K 37 with MC, K 17 with CC3.

Row 253: K 36 with MC, K 18 with CC3.

Row 255: K 35 with MC, K 19 with CC3.

Row 257: K 34 with MC, K 20 with CC3.

Row 259: K 33 with MC, K 21 with CC3.

Row 261: K 32 with MC, K 22 with CC3.

Row 263: K 31 with MC, K 23 with CC3.

Row 265: K 30 with MC, K 24 with CC3.

After completing row 266, cut CC3.

Rows 267-282: K with MC.

Row 283: K 21 with MC, K 33 with CC1.

Row 285: K 20 with MC, K 34 with CC1.

Row 287: K 19 with MC, K 35 with CC1.

Row 289: K 18 with MC, K 36 with CC1.

Row 291: K 17 with MC, K 37 with CC1.

After completing row 292, cut CC1.

Rows 293-302: K with MC.

Row 303: K 11 with MC, K 43 with CC2.

Row 305: K 10 with M, K 44 with CC2.

Row 307: K 9 with MC, K 45 with CC2.

Row 309: K 8 with MC, K 46 with CC2.


Row 311: K 7 with MC, K 47 with CC2.

After completing row 312, cut CC2.

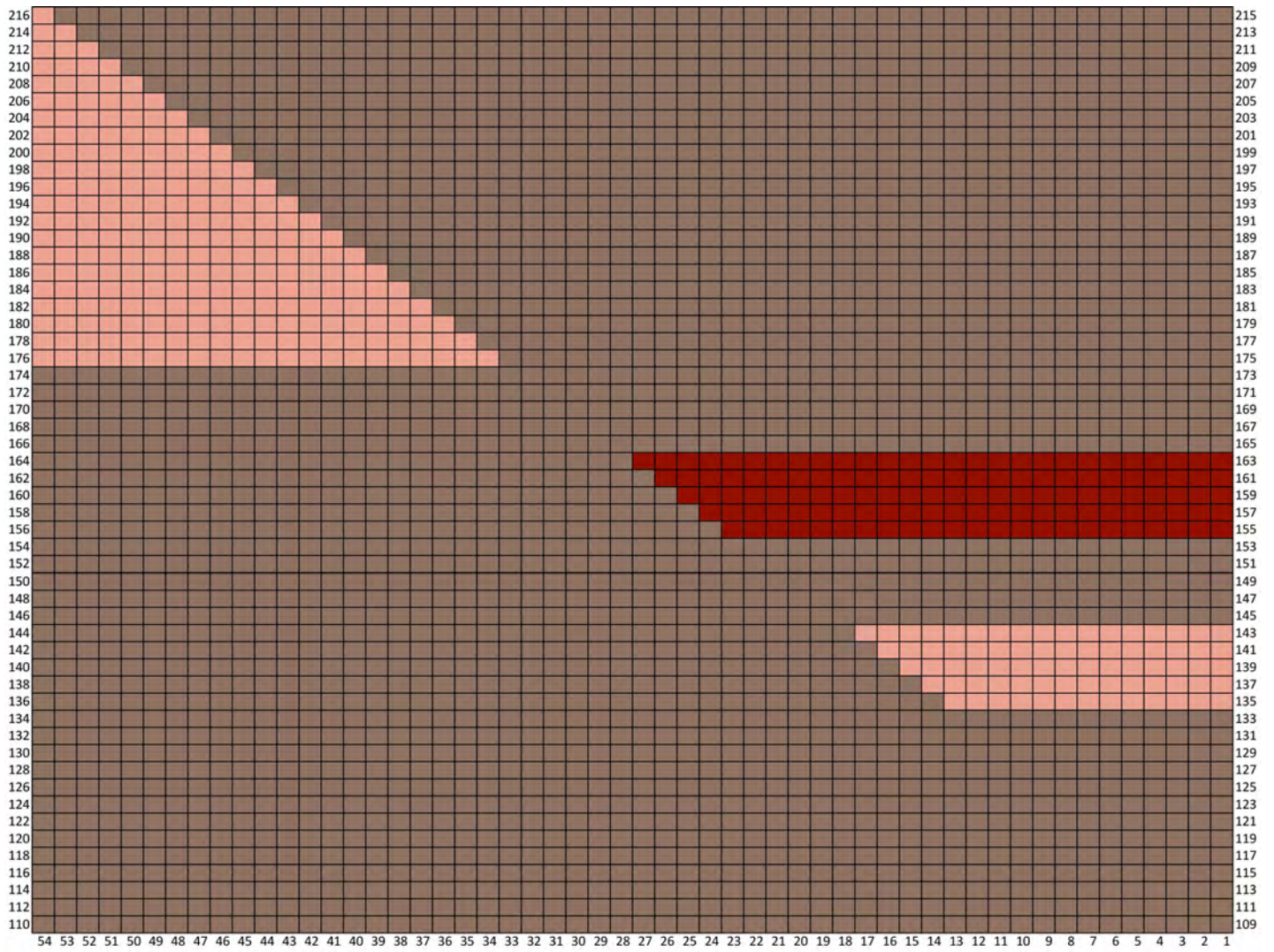
Rows 313-324: K with MC.

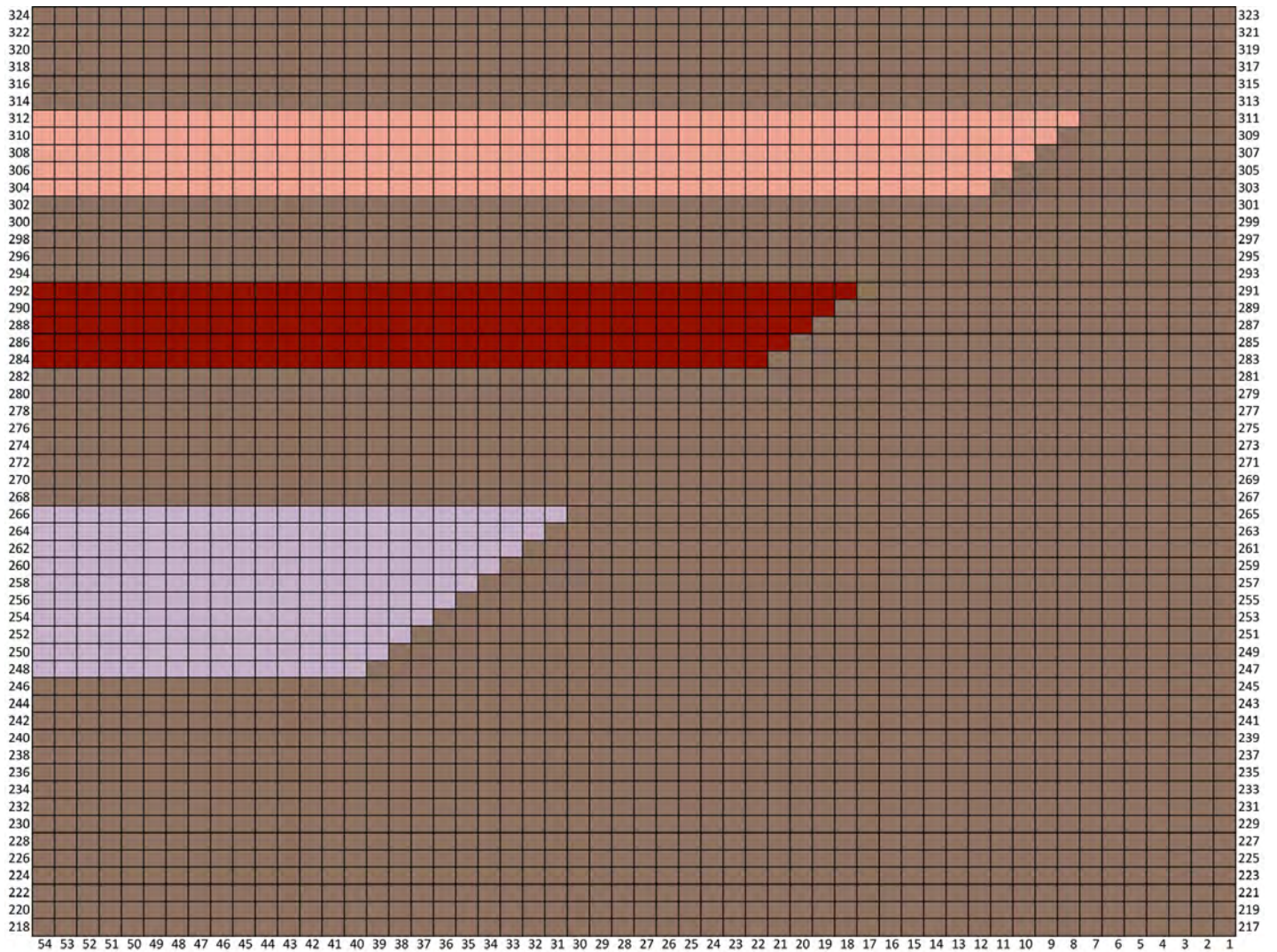
Bind off.

Secure and weave in all ends.



- Main Color
- Contrast color 1
- Contrast color 2
- Contrast color 3





- Main Color
- Contrast color 1
- Contrast color 2
- Contrast color 3

Abbreviations (US Terms):

CC – contrast color

CO – cast on

K – knit

MC – main color

Rep – repeat

RS – right side

St(s) – stitch(es)

WS – wrong side



(A) Width: 24"/61cm

(B) Length: 72"/183cm