



When using both A.C. and Alt. Brackets, belts can be run either of two ways - as shown. They will require the use of 2 groove crank and water pump pulleys. Routing the belts as shown in Diagram 2 - will allow clearance for small blowers and extra room for T.P.I. air cleaners. The long belt will be approximately 70-71." As with any mount system, assemble all of the brackets to engine BEFORE TIGHTENING THE BOLTS.

# ALTERNATOR MOUNT 230L

Small Block Chevy - Long Water Pump  
Driver's Side

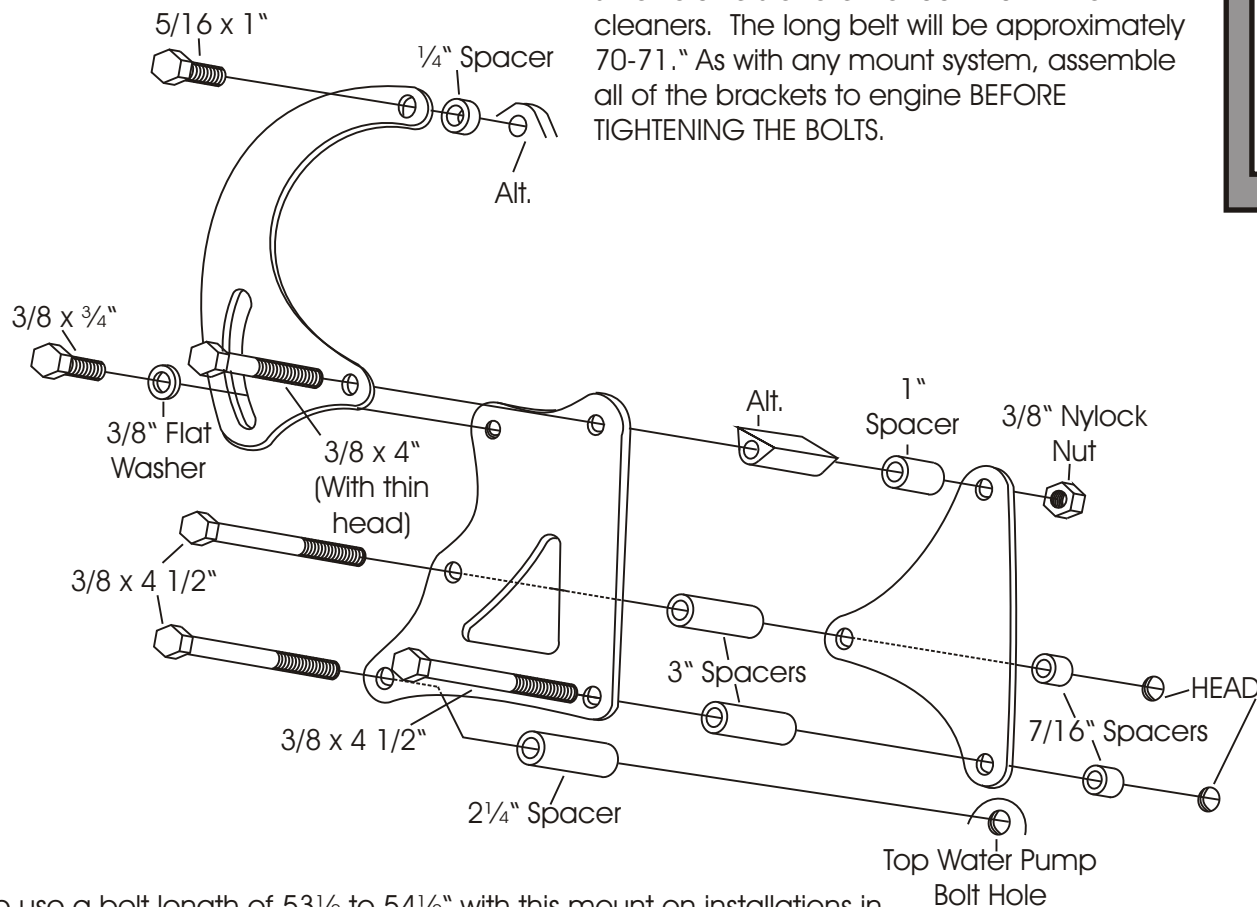


Diagram 1

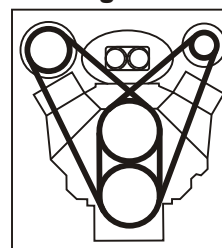
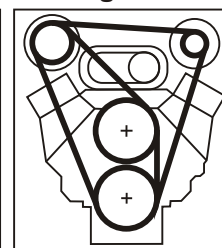


Diagram 2



The alternator belt will run in the second groove from the front of the crank and water pump pulleys originally used for the factory compressor. It was designed to be used with our Passenger Side Compressor Mount.

It can be used with single groove crank and water pump pulleys by using a double groove alternator pulley and running the belt in the outer groove.

We use a belt length of 53½ to 54½" with this mount on installations in our shop. If using our 402L Power Steering Pump mount, Alternator belt will touch in outer groove of a two groove power steering pump pulley. Belt length for this application will be around 56 to 57". However; this can vary with the diameter of your pulleys.

**As with any part of this nature, make sure it fits your application before painting or plating. Parts that have been painted, plated, or modified may not be returned.**

ALTERNATOR  
MOUNT  
230L

Small Block Chevy - Long Water Pump  
Driver's Side

**ALAN GROVE COMPONENTS, INC.**  
**27070 METCALF ROAD**  
**LOUISBURG, KS 66053**