

Parent Shopping Guide



About Us

Educational Apparel is a family business located in Columbus, Ohio. Since our establishment in 1985, we have been serving the uniform needs of schools and parents throughout Ohio.

Educational Apparel is one of Ohio's leading school uniform companies. We sell only top quality brand name uniforms. Our friendly staff is available to help you find the right items in the right size and answer questions about your school's uniform policy. Our goal is to make your shopping experience as easy and hassle free as possible. We have fitting rooms, a fun play area for the kids and comfortable seating for parents or grandparents.

Our store is stocked with merchandise year round to ensure that we have what you need when you need it and we stock hundreds of sizes to fit the needs of all children. All of our products are manufactured from only the finest and most durable fabric and are guaranteed for normal wash and wear.

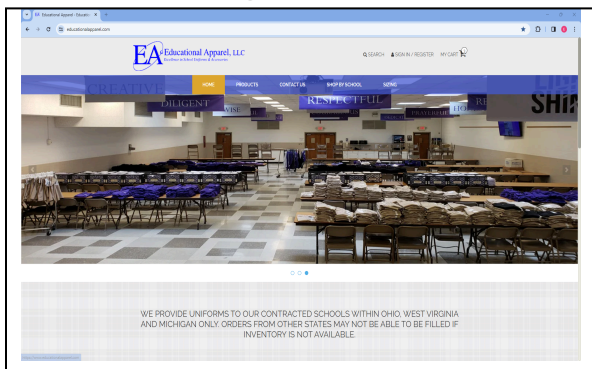
Our philosophy is simple -- *We treat our customers with the same respect and service we ourselves would expect.*

Table of Contents

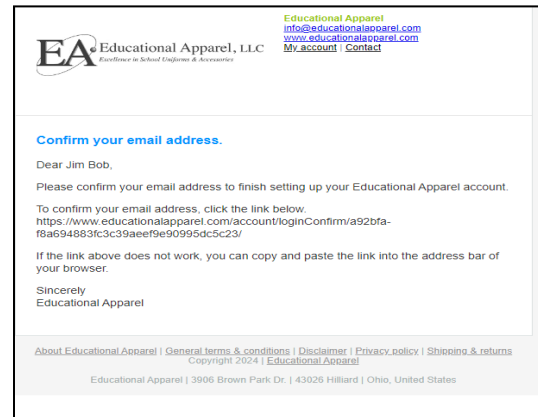
About Us.....	1
Table of Contents.....	2
How to Order Online.....	3-4
When Can I Expect My Order?.....	5
How to Figure Out Sizing.....	6-7
Half, Teen, Half Teen, Husky Explained.....	6
How to Take Measurements.....	7
Boy/Men Size Charts.....	8-10
Shirt/Oxford.....	8
Elder Pant/ Short.....	9
Classroom Pant/Short.....	10
Girl/Ladies Size Charts.....	11-15
Shirt/Blouse.....	11
Elder Pant/ Short.....	12
Classroom Pant/Short.....	13
Skirt/Jumper.....	14
Skort.....	15
Recommended Purchase Quantities.....	16
Return/Exchange Policy.....	17
Defective Item.....	17
FAQ.....	18-20

How To Order Online

1. Go to our website:
<https://www.educationalapparel.com/>.
Select <Register/Sign in>. If a new customer, create a new account, otherwise sign into your account.

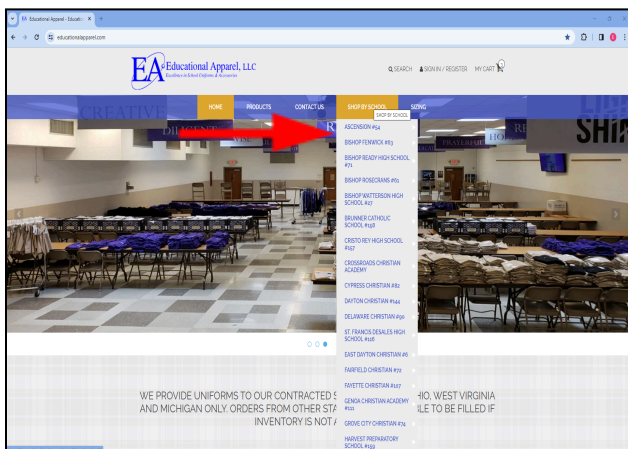


2. Confirm the email address in your email. Look under your Spam or Junk mail if you can't find the email. Please mark it as not spam to receive future emails in your inbox.

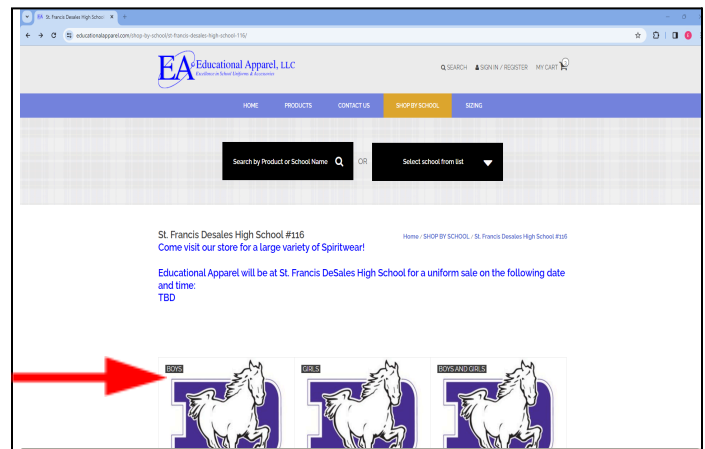


Then you should be ready to login to your account and shop.

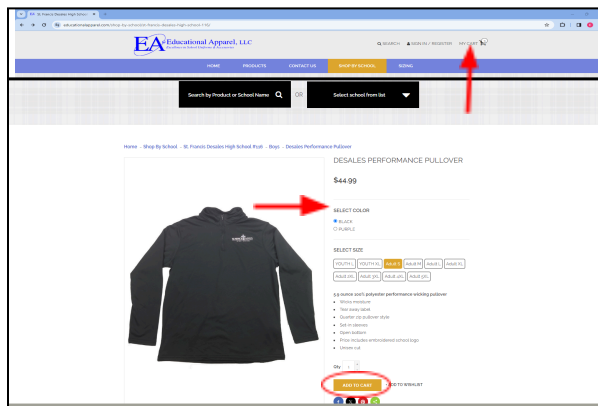
3. Move the cursor to hover over <Shop By School> on the top bar of the webpage. Select your school from the list.



4. Select the school logo under <boy>, <girl> or <boy and girl> to find your specific items.

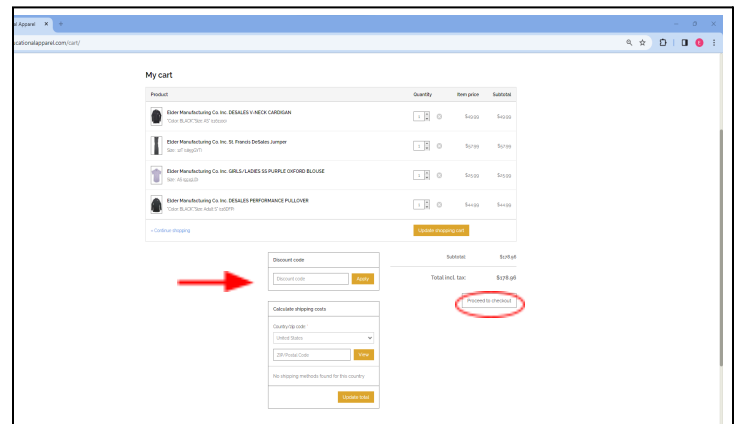


5. Select the item you want. Edit your color, size, and quantity then click <Add to cart>.

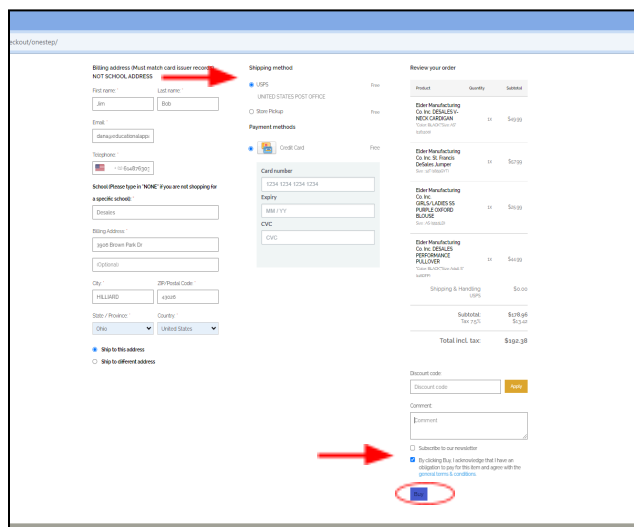


Once you've added all the items to the cart, select <My Cart> on the top right of the page.

6. You can then enter any Promo codes if applicable and your Zip code. Then select <Proceed to Checkout>.

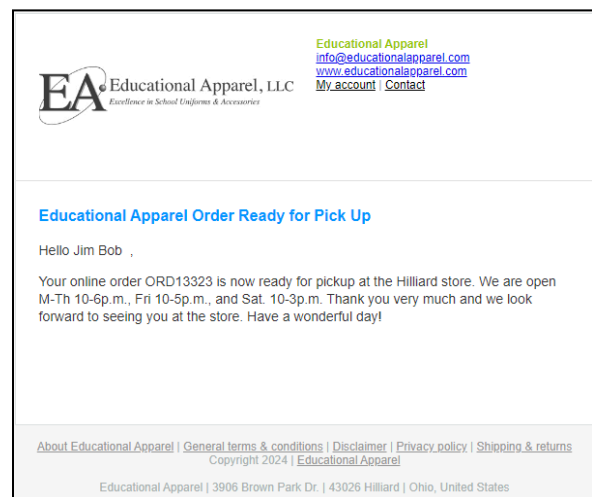


7. Then select if you want <Store Pickup>, or <USPS Shipping>. Shipping will be free if your purchase is over \$100, and \$10.00 if under \$100.



Then Input your Payment information. Agree to the terms and conditions and select <Buy>.

8. Please verify the order was placed, by checking your account <My Orders>. **IF you selected <Store Pickup> Please wait for a separate email letting you know your order is ready for pickup before coming to the store.**



When Can I Expect My Online Order?

Order processing times vary based on when they are placed. Busy season is considered the months of **June, July, and August**, as everyone is getting ready to head back to school. During this time, orders take longer to process due to the high volume of orders. It is expected to take a minimum of 2 weeks to process your order before shipment. If the order is placed during slow season and the item is in stock, it will ship out within 1-2 days, if an item needs to be backordered then a minimum of 1-2 weeks.

In-store customers will be given priority over fulfilling online orders, so please come to the store as opposed to placing orders online if possible. **When placing an order for store pickup, you must wait until an email is received that the order is ready for pickup before coming to the store.** Be aware the online stock availability displayed on the website may not be accurate as simultaneous store purchases come from the same inventory.

Busy season is when we run out of stock due to high demand, we are always attempting to restock as soon as possible but it is solely reliant on our suppliers timelines. Some uniform items are custom made for our store, and require specific fabrics, so restocking can take some time. We do our best to communicate but due to the quantity of orders coming in, we occasionally are unable to keep up with checking on order statuses. **Our ability to answer phone calls and emails is reduced during this time. We apologize for any inconvenience this causes. Please know our team is working as hard as possible to get your items to you as soon as possible.** Please email info@educationalapparel.com to check on an order **after 2 weeks from the date of order placement.**

We will ship out partial orders after 2 weeks in the event an item will take a long time to receive from our supplier, and will backorder the out of stock items to ship at a later date. We ask for your understanding and patience during our Busy season as we try to get items to customers as soon as possible.

WE STRONGLY ENCOURAGE FAMILIES TO COME IN OR PLACE ORDERS 30 DAYS BEFORE THE BEGINNING OF SCHOOL. This gives us time to order anything that might have run out before the school year. We also recommend keeping the tags and not washing the items until the student tries them on closer to the school year, as students occasionally have growth spurts, and we can always exchange items for a different size if needed.

How Can I Figure Out Sizing?

We understand that not all bodies are the same. This is why we offer sizing options for most body types!

Need something with a smaller waist or slimmer leg? Then there is a chance you may fit into one of our slim sizes. (See Sizing Chart for measurements)

Do not let our Husky and Half Sizes fool you, these sizes are designed for those who need a little more room in the hips or thighs? Or perhaps you need a shorter inseam? If you can relate to any of these, try out one of our Husky or Half sizes! While these are called Half sizes, they aren't like regular sizing. An 8 Half size does not come after a 8R, so please use the measurements provided on the size chart to find which Half size works best for you.

Example: If your student would normally wear a size between a 14R and 16R but a 16R is a little tight around the hips, you should consider trying on an 8H. (See Sizing Chart for exact measurements)

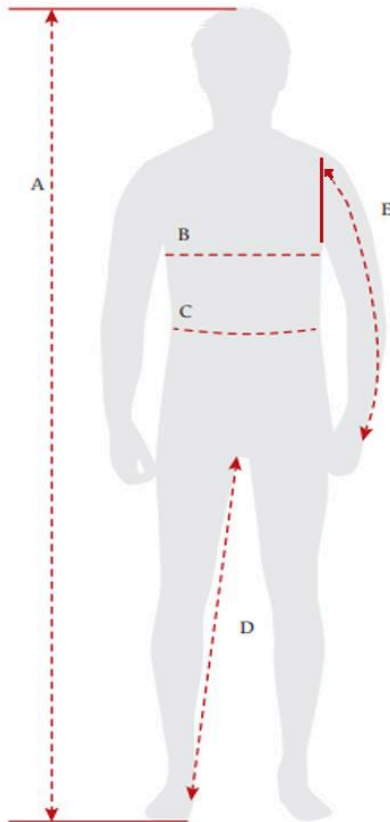
For our teenage girls who are taller and/or slimmer we also offer Junior size pants and Teen Size jumpers and skirts. These sizes typically work with our High School Students who are over 5 feet tall because they offer more length. (See Sizing Chart for measurements)

If you are both tall and curvy, we also offer Teen Half sizes. If you typically fit a 16T but need a little more space in the waist, consider trying on a 8HT. (See Sizing Chart for measurements)

Not sure of your size? Ask one of our sales associates, we are happy to assist you at the store!

How To Take Measurements?

How to Measure



Measuring Tips

We want to ensure your customer's child has the best fit possible, so here are some tips to help you order the correct size.

- When using a measuring tape, do not pull tape taut against the body but rather place tape loosely to allow for movement and breathing. (If the parent gets home and doesn't have a measuring tape, they can use a piece of string. After measuring, they can lay the string against a ruler or yard stick.)
- We suggest placing two fingers within the circumference of the tape when measuring the child, as this is a proportional amount to allow for breathing ease.
- Each child grows at a different rate, so you may want to purchase a larger size if your child is close to the body measurements shown.
- Many of our youth products feature adjustable waists and other growth features that make finding the perfect fit that much easier.

A: HEIGHT

Stand in stocking feet with feet together and back to a wall. Measure from the floor to the top of the head.

B: CHEST

Measure under child's arms at the fullest point of chest. When measuring your child, place two fingers within the tape to allow for movement and breathing for best fit.

C: WAIST

Measure around the waist (not over pants) at your child's natural waistline. When measuring your child, place two fingers within the tape to allow for movement and breathing for best fit.

D: INSEAM

Measure a similar pant that fits your child well. Measure pant from the crotch intersection down to the bottom of the pant hem.

E: SLEEVE

Measure from child's center back neck, across shoulder, down arm to wrist bone.

BOYS/MEN TOPS SIZING GUIDE



BOYS/MENS OXFORD SHIRTS

Boy Dress Oxford Shirt Sizing (Inches)

	4	5	6	7	8	10	12	14	16	18	20	
Chest	27 ^{1/2}	28 ^{1/2}	29 ^{1/2}	30 ^{1/2}	31	33	34 ^{1/2}	37	39	40 ^{1/2}	42 ^{1/2}	
Neck	11	11 ^{1/4}	11 ^{1/2}	12	12 ^{1/2}	12 ^{3/4}	13	13 ^{1/2}	14	14 ^{1/2}	15	

Mens Dress Oxford Shirt Sizing (Inches)

	AS	AM	AL	AXL	A2XL	A3XL	A4XL
Neck	14-14 ^{1/2}	15-15 ^{1/2}	16-16 ^{1/2}	17-17 ^{1/2}	18-18 ^{1/2}	19-19 ^{1/2}	20-20 ^{1/2}
Chest	43	47	51	55	59	63	67
Sleeve	32	33	34	35	36	36	37



YOUTH/ADULT KNIT SHIRTS

Youth Knit Shirt Sizing (Inches)

	Y2XS	YXS	YS	YM	YL	YXL	
Size	3-4	5-6	7-8	10-12	14-16	18-20	
Chest	22	24	26	30	33	36	
Body Length	17	18 ^{1/2}	21	23	25 ^{1/2}	29	

Adult Knit Shirt Sizing (Inches)

	AS	AM	AL	AXL	A2XL	A3XL	A4XL	
Chest	37	40	43	46	49	52	55	
Body Length	29	30	31	32	33	34	35	



ELDERWEAR BOYS/MEN BOTTOMS SIZING GUIDE

BOYS/MENS PANTS & SHORTS

Boys SLIM Sizing (Inches)

	Y2XS		YXS		YS		YM				YL	
Size	3S	4S	5S	6S	7S	8S	9S	10S	11S	12S	14S	16S
Waist	18 ^{1/2} -19	19-19 ^{1/2}	19 ^{1/2} -20	20-20 ^{1/2}	20 ^{1/2} -21	21 ^{1/2} -22	22-22 ^{1/2}	22 ^{1/2} -23	23-23 ^{1/2}	23 ^{1/2} -24	24 ^{1/2} -25	25 ^{1/2} -26
Inseam	13 ^{1/2}	15	17 ^{1/2}	20	21	22	23 ^{1/2}	25	26	27	28	29

Boys REGULAR Sizing (Inches)

	Y2XS		YXS		YS		YM				YL	
Size	3R	4R	5R	6R	7R	8R	9R	10R	11R	12R	14R	16R
Waist	20 ^{1/2} -21	21-21 ^{1/2}	21 ^{1/2} -22	22-22 ^{1/2}	22 ^{1/2} -23	23 ^{1/2} -24	24-24 ^{1/2}	24 ^{1/2} -25	25-25 ^{1/2}	25 ^{1/2} -26	26 ^{1/2} -27	27 ^{1/2} -28
Inseam	13 ^{1/2}	15	17 ^{1/2}	20	21	22	23 ^{1/2}	25	26	27	28	29

Boys HUSKY Sizing (Inches)

Size	25H	26H	27H	28H	29H	30H	31H	32H	34H	36H	38H	
Waist	24 ^{1/2} -25	25 ^{1/2} -26	26 ^{1/2} -27	27 ^{1/2} -28	28 ^{1/2} -29	29 ^{1/2} -30	30 ^{1/2} -31	31 ^{1/2} -32	32 ^{1/2} -34	34 ^{1/2} -36	36 ^{1/2} -38	
Inseam	20	21	22	25	26	27	27	28	29	30	30	


Mens Sizing (Inches)

Waist	27M	28M	29M	30M	31M	32M	33M	34M	
Inseam 30"	27x30	28x30	29x30	30x30	31x30	32x30	33x30	34x30	
Inseam 32"	27x32	28x32	29x32	30x32	31x32	32x32	33x32	34x32	
Inseam 34"	27x34	28x34	29x34	30x34	31x34	32x34	33x34	34x34	

Mens Sizing Continued (Inches)

Waist	36M	38M	40M	42M	44M	46M	48M	
Inseam 30"	36x30	38x30	40x30	42x30	44x30	46x30	48x30	
Inseam 32"	36x32	38x32	40x32	42x32	44x32	46x32	48x32	
Inseam 34"	36x34	38x34	40x34	42x34	44x34	46x34	48x34	

CLASSROOM BOYS/MEN BOTTOMS SIZING GUIDE



BOYS/MENS PANTS & SHORTS

Boys REGULAR Sizing (Inches)										
	Y2XS	YXS		YS		YM		YL		
Size	4R	5R	6R	7R	8R	10R	12R	14R	16R	
Waist	20 ^{1/2} -21	21 ^{1/2} -22	22 ^{1/2} -23	23 ^{1/2} -24	24 ^{1/2} -25	25 ^{1/2} -26	26 ^{1/2} -27	27 ^{1/2} 28	28 ^{1/2} -29	
Hip	23 ^{1/2} -24	24-25	25-26	25-26.5	27-28	28-29	33	35	37	
Inseam	16	17 ^{1/2}	19	20 ^{1/2}	22	23	24	25 ^{1/2}	26 ^{1/2}	
Boys HUSKY Sizing (Inches)										
Size	8H	10H	12H	14H	16H	18H	20H			
Waist	26-27 ^{1/2}	27-28 ^{1/2}	28 ^{1/2} -29 ^{1/2}	29 ^{1/2} -31	31-32	32-33 ^{1/2}	33 ^{1/2} -34 ^{1/2}			
Hip	28 ^{1/2} -29 ^{1/2}	30-31	32-33	34-35	36-37	38-39	40-41			
Inseam	22	23	24	25 ^{1/2}	26 ^{1/2}	28	29			
Mens Sizing (Inches)										
Waist	28M	29M	30M	31M	32M	33M	34M	36M	38M	40M
Hip	33-34	34-35	35-36	36-37	37-38	40-41 ^{1/2}	42-43 ^{1/2}	44-45 ^{1/2}	46-47	48-49
Inseam 30"	28x30	29x30	30x30	31x30	32x30	33x30	34x30	36x30	38x30	40x30
Inseam 32"	28x32	29x32	30x32	31x32	32x32	33x32	34x32	36x32	38x32	40x32

ELDERWEAR GIRLS/LADIES TOPS SIZING GUIDE



GIRLS/LADIES ROUND COLLAR & OXFORD BLOUSES

Girls Sizing (Inches)

	Y2XS		YXS			YS		YM		YL		
Size	3	4	5	6	6X	7	8	10	12	14	16	
Chest	26	27	28	29	30	31	31 ^{1/2}	33	34	36	37 ^{1/2}	
Across Shoulder	10 ^{1/2}	11	11 ^{1/2}	12	12 ^{1/2}	13	13 ^{1/4}	13 ^{1/2}	14	14 ^{1/4}	14 ^{1/2}	

Ladies Sizing (Inches)

	AXS	AS	AM	AL	AXL	A2XL	A3XL
Bust	28-30	32-34	36-38	40-42	44-46	48-50	52-54
Chest	42	46	49 ^{1/2}	53	57	61	65



YOUTH/ADULT KNIT SHIRTS

Youth Knit Shirt Sizing (Inches)

	Y2XS	YXS	YS	YM	YL	YXL	
Size	3-4	5-6	7-8	10-12	14-16	18-20	
Chest	22	24	26	30	33	36	
Body Length	17	18 ^{1/2}	21	23	25 ^{1/2}	29	

Adult Knit Shirt Sizing (Inches)

	AS	AM	AL	AXL	A2XL	A3XL	A4XL	
Chest	37	40	43	46	49	52	55	
Body Length	29	30	31	32	33	34	35	



GIRLS/LADIES PANTS & SHORTS

Girls SLIM Sizing (Inches)

	YS		YM		YL		
Size	7S	8S	10S	12S	14S	16S	
Waist	20-21 ^{1/2}	21 ^{1/2} -22	22 ^{1/2} -23	23 ^{1/2} -24	24 ^{1/2} -25	25 ^{1/2} -26	
Inseam	23	24	25	27	28	29	

Girls REGULAR Sizing (Inches)

	Y2XS		YXS			YS		YM		YL	
Size	3R	4R	5R	6R	6XR	7R	8R	10R	12R	14R	16R
Waist	20 ^{1/2} -21	21-21 ^{1/2}	21 ^{1/2} -22	22-22 ^{1/2}	22 ^{1/2} -23	23-23 ^{1/2}	23 ^{1/2} -24	24 ^{1/2} -25	25 ^{1/2} -26	26 ^{1/2} -27	27 ^{1/2} -28
Inseam	12 ^{1/2}	15	17 ^{1/2}	20 ^{1/2}	22	23	24	25	27	28	29

Girls HALF Sizing (Inches)

Size	6H	7H	8H	10H	12H	14H	16H	18H	20H	
Waist	27 ^{1/2}	28 ^{1/2}	29 ^{1/2}	30 ^{1/2}	32	33 ^{1/2}	35	36 ^{1/2}	38	
Inseam	21	23	25	26 ^{1/2}	28	29	29 ^{1/2}	30	30 ^{1/2}	

Ladies Junior Pants & Shorts Sizing (Inches)

	XS	S		M		L		
Size	3JR	5JR	7JR	9JR	11JR	13JR	15JR	
Waist	27 ^{1/2}	28 ^{1/2}	29 ^{1/2}	30 ^{1/2}	32	33 ^{1/2}	35	
Inseam	32	32	32	32	32	32	32	

Ladies Junior Pants & Shorts Sizing (Inches)

	XL		2XL		3XL		4XL		5XL	
Size	17JR	19JR	21JR	23JR	25JR	27JR	29JR	31JR	33JR	
Waist	36 ^{1/2}	38 ^{1/2}	40 ^{1/2}	42 ^{1/2}	44 ^{1/2}	46 ^{1/2}	48 ^{1/2}	50 ^{1/2}	52 ^{1/2}	
Inseam	32	32	32	32	32	32	32	32	32	

CLASSROOM GIRLS/LADIES BOTTOMS SIZING GUIDE



GIRLS/LADIES PANTS & SHORTS

Girls REGULAR Sizing (Inches)

	Y2XS	YXS			YS		YM		YL	
Size	4R	5R	6R	6XR	7R	8R	10R	12R	14R	16R
Waist	20 ^{1/2} -21	21 ^{1/2} -22	22 ^{1/2} -23	23 ^{1/2} -24	23 ^{1/2} -24	24-24 ^{1/2}	25-25 ^{1/2}	26-27	27-28 ^{1/4}	28-29 ^{1/2}
Hip	22-22 ^{1/2}	23-23 ^{1/2}	24-24 ^{1/2}	25-25 ^{1/2}	27 ^{1/2} -28 ^{1/2}	28 ^{1/2} -29	29-29 ^{1/2}	31-32 ^{1/2}	33 ^{1/2} -35	36-37
Inseam	16	18 ^{1/4}	20 ^{1/4}	21 ^{1/4}	22 ^{3/4}	24	25	26 ^{1/4}	27 ^{1/2}	28 ^{3/4}

Girls HALF Sizing (Inches)

Size	8H	10H	12H	14H	16H	18H	20H	
Waist	27-27 ^{1/2}	28-29	29 ^{1/2} -30	31-31 ^{1/2}	32-33	33 ^{1/2} -34	35-35 ^{1/2}	
Hip	30 ^{1/2} -31	32-33	33 ^{1/2} -34 ^{1/2}	35-36	37 ^{1/2} -38	38 ^{1/2} -39 ^{1/2}	40-41 ^{1/2}	
Inseam	24	25	26 ^{1/4}	27 ^{1/2}	28 ^{3/4}	29	29 ^{1/2}	

Ladies Junior Pants & Shorts Sizing (Inches)

	XS		S		M	L	
Size	1/2	3/4	5/6	7/8	9/10	11/12	
Waist	25-25 ^{1/2}	25 ^{1/2} -26	26-26 ^{1/2}	28-29	29-30	32	
Hip	34-34 ^{1/2}	35-35 ^{1/2}	36-36 ^{1/2}	37-38	38-38 ^{1/2}	39 ^{1/2} -40	
Inseam	31	31	31	31	31	31	

Ladies Junior Pants & Shorts Sizing (Inches)

	XL	2XL		3XL		
Size	13/14	15/16	17/18	19/20	21/22	
Waist	33 ^{1/2} -34	34-34 ^{1/2}	36 ^{1/2} -37	39	40	
Hip	41-42	42 ^{1/2} -43 ^{1/2}	44 ^{1/2} -45 ^{1/2}	46 ^{1/2} -47	48-48.5	
Inseam	31	31	31	31	31	

GIRLS/LADIES JUMPER/SKIRT SIZING GUIDE



GIRLS JUMPER & SKIRT

Girls REGULAR (Inches)

	Y2XS		YXS			YS		YM		YL	
Size	3	4	5	6	6X	7	8	10	12	14	16
Waist	21 ^{1/2}	22	22 ^{1/2}	23	23 ^{1/2}	24	24 ^{1/2}	25 ^{1/2}	26 ^{1/2}	28	29 ^{1/2}
Hip	25 ^{1/2}	26 ^{1/2}	27 ^{1/2}	28 ^{1/2}	29 ^{1/2}	30 ^{7/8}	31 ^{7/8}	32 ^{7/8}	33 ^{7/8}	35 ^{3/8}	36 ^{7/8}
Skirt Length	13 ^{1/4}	14 ^{1/4}	15 ^{1/4}	16 ^{1/4}	17 ^{1/4}	18 ^{1/2}	19 ^{1/2}	20 ^{1/2}	21	21 ^{1/2}	22

Girls HALF Sizing (Inches)

Size	7H	8H	10H	12H	14H	16H	18H	20H	
Waist	28 ^{1/2}	29 ^{1/2}	30 ^{1/2}	32	33 ^{1/2}	35	36 ^{1/2}	38	
Hip	36 ^{3/4}	37 ^{3/4}	38 ^{3/4}	40 ^{1/4}	41 ^{3/4}	43 ^{1/2}	44 ^{3/4}	46 ^{1/4}	
Skirt Length	18 ^{3/4}	19 ^{3/4}	20 ^{3/4}	21 ^{1/4}	21 ^{3/4}	22 ^{1/4}	22 ^{3/4}	23 ^{1/4}	

Ladies TEEN Sizing (Inches)

Size	8T	10T	12T	14T	16T	18T	20T	
Waist	24	25	26	27	29	31	33	
Hip	35 ^{1/4}	36 ^{1/4}	37 ^{1/4}	38 ^{1/4}	40 ^{1/4}	42 ^{1/4}	44 ^{1/4}	
Skirt Length	23 ^{1/4}	23 ^{1/4}	23 ^{1/4}	23 ^{1/4}	23 ^{1/4}	23 ^{1/4}	23 ^{1/4}	

Ladies HALF TEEN Sizing (Inches)

Size	8HT	10HT	12HT	14HT	16HT	18HT	20HT	
Waist	31 ^{1/2}	33	34 ^{1/2}	36	37 ^{1/2}	39 ^{1/2}	41 ^{1/2}	
Hip	42 ^{3/8}	43 ^{7/8}	45 ^{3/8}	46 ^{7/8}	48 ^{3/8}	50 ^{3/8}	52 ^{3/8}	
Skirt Length	26 ^{1/4}	26 ^{1/4}	26 ^{1/4}	26 ^{1/4}	26 ^{1/4}	26 ^{1/4}	26 ^{1/4}	

ELDERWEAR GIRLS/LADIES SKORT SIZING GUIDE



GIRLS SKORT

Girls Skort REGULAR (Inches)

	Y2XS		YXS			YS		YM		YM	
Size	3R	4R	5R	6R	6XR	7R	8R	10R	12R	14R	16R
Waist	21 ^{1/2}	22	22 ^{1/2}	23	23 ^{1/2}	24	24 ^{1/2}	25 ^{1/2}	26 ^{1/2}	27 ^{1/2}	28 ^{1/2}
Hip	27 ^{1/8}	28 ^{1/8}	29 ^{1/8}	30 ^{1/8}	31 ^{1/8}	31 ^{1/2}	32 ^{1/2}	33 ^{1/2}	34 ^{1/2}	35 ^{1/2}	36 ^{1/2}
Skort Length	11 ^{3/4}	12 ^{1/4}	12 ^{3/4}	13 ^{1/4}	13 ^{3/4}	14 ^{1/4}	14 ^{3/4}	15 ^{1/2}	16 ^{1/4}	17 ^{1/2}	18 ^{1/4}

Girls Skort HALF Sizing (Inches)

Size	6 ^{1/2}	7 ^{1/2}	8 ^{1/2}	10 ^{1/2}	12 ^{1/2}	14 ^{1/2}	16 ^{1/2}	18 ^{1/2}	20 ^{1/2}	
Waist	27 ^{1/2}	28 ^{1/2}	29 ^{1/2}	30 ^{1/2}	32	33 ^{1/2}	35	36 ^{1/2}	38	
Hip	36 ^{1/8}	37 ^{1/8}	38 ^{1/8}	39 ^{1/8}	40 ^{5/8}	42 ^{1/8}	43 ^{5/8}	45 ^{1/8}	46 ^{5/8}	
Skort Length	14 ^{3/4}	15 ^{1/8}	15 ^{1/2}	16 ^{1/8}	16 ^{3/4}	17 ^{3/8}	18	18 ^{5/8}	19 ^{1/4}	

Ladies JUNIOR Skort Sizing (Inches)

	XS	S		M		L		
Size	3JR	5JR	7JR	9JR	11JR	13JR	15JR	
Waist	27 ^{1/2}	28 ^{1/2}	29 ^{1/2}	30 ^{1/2}	32	33 ^{1/2}	35	
Hip	37	38	39	40	41 ^{1/2}	43	44 ^{1/2}	
Skort Length	17 ^{3/4}	18	18 ^{1/4}	18 ^{1/2}	18 ^{3/4}	19	19 ^{1/4}	

Ladies JUNIOR Skort Sizing (Inches)

	XL		2XL		3XL		4XL		5XL	
Size	17JR	19JR	21JR	23JR	25JR	27JR	29JR	31JR	33JR	
Waist	36 ^{1/2}	38 ^{1/2}	40 ^{1/2}	42 ^{1/2}	44 ^{1/2}	46 ^{1/2}	48 ^{1/2}	50 ^{1/2}	52 ^{1/2}	
Hip	46	48	50	52	54	56	58	60	62	

GIRLS SKORT

Girls Skort REGULAR (Inches)

	Y2XS		YXS			YS		YM		YM	
Size	3R	4R	5R	6R	6XR	7R	8R	10R	12R	14R	16R
Waist	21 ^{1/2}	22	22 ^{1/2}	23	23 ^{1/2}	24	24 ^{1/2}	25 ^{1/2}	26 ^{1/2}	27 ^{1/2}	28 ^{1/2}
Hip	27 ^{1/8}	28 ^{1/8}	29 ^{1/8}	30 ^{1/8}	31 ^{1/8}	31 ^{1/2}	32 ^{1/2}	33 ^{1/2}	34 ^{1/2}	35 ^{1/2}	36 ^{1/2}
Skort Length	11 ^{3/4}	12 ^{1/4}	12 ^{3/4}	13 ^{1/4}	13 ^{3/4}	14 ^{1/4}	14 ^{3/4}	15 ^{1/2}	16 ^{1/4}	17 ^{1/2}	18 ^{1/4}

Girls Skort HALF Sizing (Inches)

Size	6 ^{1/2}	7 ^{1/2}	8 ^{1/2}	10 ^{1/2}	12 ^{1/2}	14 ^{1/2}	16 ^{1/2}	18 ^{1/2}	20 ^{1/2}	
Waist	27 ^{1/2}	28 ^{1/2}	29 ^{1/2}	30 ^{1/2}	32	33 ^{1/2}	35	36 ^{1/2}	38	
Hip	36 ^{1/8}	37 ^{1/8}	38 ^{1/8}	39 ^{1/8}	40 ^{5/8}	42 ^{1/8}	43 ^{5/8}	45 ^{1/8}	46 ^{5/8}	
Skort Length	14 ^{3/4}	15 ^{1/8}	15 ^{1/2}	16 ^{1/8}	16 ^{3/4}	17 ^{3/8}	18	18 ^{5/8}	19 ^{1/4}	

Ladies JUNIOR Skort Sizing (Inches)

	XS	S		M		L		
Size	3JR	5JR	7JR	9JR	11JR	13JR	15JR	
Waist	27 ^{1/2}	28 ^{1/2}	29 ^{1/2}	30 ^{1/2}	32	33 ^{1/2}	35	
Hip	37	38	39	40	41 ^{1/2}	43	44 ^{1/2}	
Skort Length	17 ^{3/4}	18	18 ^{1/4}	18 ^{1/2}	18 ^{3/4}	19	19 ^{1/4}	

Ladies JUNIOR Skort Sizing (Inches)

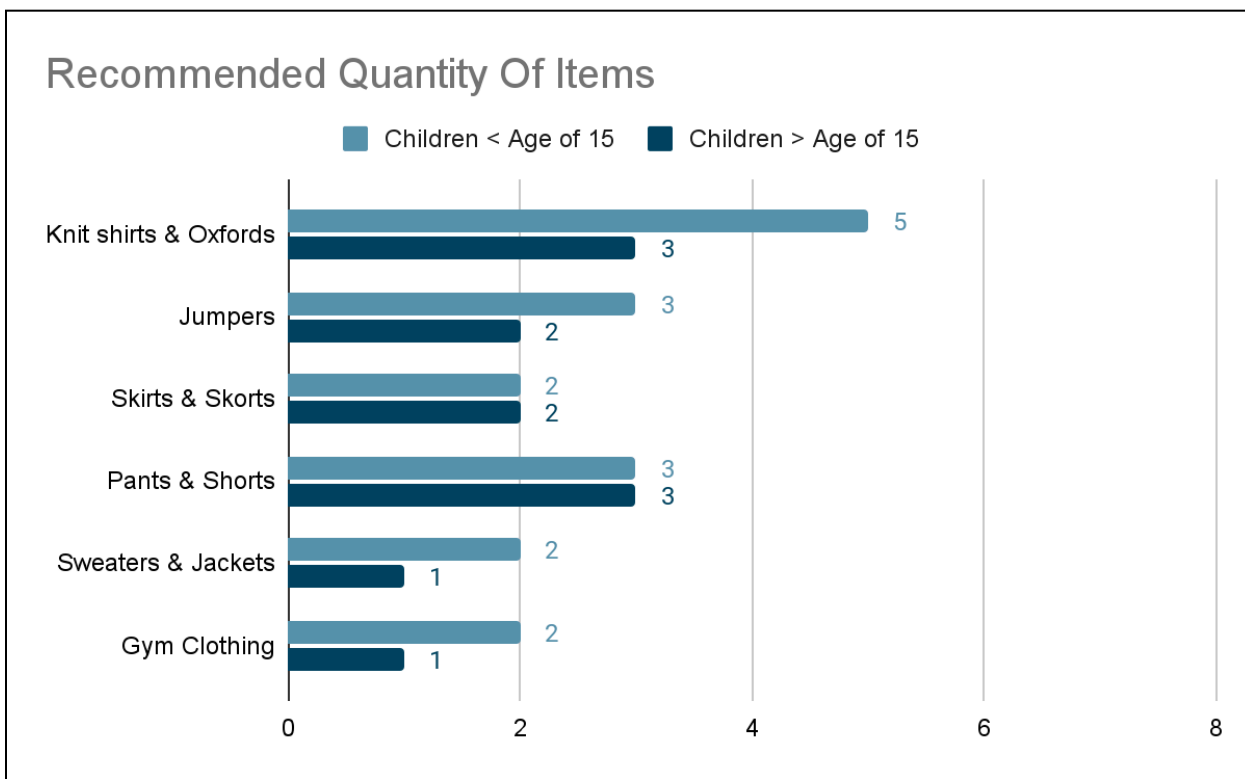
Skort Length	19 ^{3/4}	20 ^{1/4}	20 ^{3/4}	21 ^{1/4}	21 ^{3/4}	22 ^{1/4}	22 ^{3/4}	23 ^{1/4}	23 ^{3/4}	
--------------	-------------------	-------------------	-------------------	-------------------	-------------------	-------------------	-------------------	-------------------	-------------------	--

Deciding Quantity?

Some questions to consider to help you decide how many of each item to buy.

1. How often is laundry day in your household?
2. Is your child growing quickly?
3. Are you purchasing for more than one household?
4. Does your child's clothes get dirty often?
5. How many times do they have gym a week?
6. Does clothing get left in lockers or sport bags?

Below are some recommended quantities for each item. Based on your answers to the questions above you may modify the numbers to suit your family.



What Is The Return/Exchange Policy?

- We accept returns up to a year from date of purchase as long as the item is still a part of current inventory. It must be unwashed, unworn, unaltered, and have the original tags attached.
- You can return items by either shipping or bringing them to the Hilliard store. You may also return items at a school sale.
 - If you are shipping the items back please include the invoice and write whether you want it refunded or exchanged. If an invoice is unavailable, enclose your name and phone number used for the purchase. For an exchange: include sizing, color, and all relevant details for the item you want to switch to.
 - Send shipped items to:

Educational Apparel

3906 Brown Park Dr.

Hilliard, OH 43026

- All Clearance items are considered final sale, and can't be returned or refunded.
- Personalized Embroidered items will not be refunded or exchanged.

What If My Item Is Defective?

All our items are guaranteed up to one year from their date of purchase with normal wear and care. Items considered defective will be replaced once at no charge. Manufacturing defects include : loose seams, unsewn hems, broken zipper, missing buttons, fabric flaws or incorrect sizing.

Items damaged during normal wear and care will not be considered defective and will not be replaced.

1. Do you offer hemming or alterations at the store?

Unfortunately, we do not offer hemming or alterations, however feel free to check out your local dry cleaners, or alterations store.

2. What are the store business hours?

We are open Mon-Thurs. 10am.-6pm, Fri 10am-5pm, and Sat. 10-3pm.

3. Do you accept used clothing back?

We do not accept used clothing. Please contact your school to see if they have a scheduled used clothing sale, or a parent group that could benefit from the items.

4. Do you sell scrubs?

We strictly sell uniforms for private and charter schools. We do not carry scrubs.

5. What is your Return/ Exchange Policy?

We accept returns up to a year from date of purchase as long as the item is still a part of current inventory. It must be unwashed, unworn, unaltered, and have the original tags attached. (For more information please reference page 16 of our shopping guide).

6. What does it mean when my item is backordered?

Backordered means the items are not in stock and will have to be ordered from our supplier. Once the item is back in stock, we will call to let you know the item is ready for pickup, or if you selected shipping, the item will ship to you. Occasionally, backordered items take a while to restock, so we appreciate our customers' understanding as we work to get items to you as soon as we can.

7. What if I did not receive my item?

Please contact us if you have not received your item or received communication from us **two weeks after placing your order**. If we are contacted about a missing item/order within a month or two of order placement, we are able to track and resolve issues with the order. Contacting us later than that will be the responsibility of the customer and we are unable to assist with the order as records won't be kept after that date.

8. How early should I shop before school starts?

We recommend shopping **at least 30 days before the start of school**. For families concerned about buying uniforms too soon and expecting their child to grow during the summer, we recommend keeping the tags on and not washing the items until after trying them on closer to the start of school. We are able to exchange the item sizes if needed.

9. What forms of payment do you accept?

We accept Cash, Apple Pay, Credit and Debit Cards. We do not accept checks or bank issued gift cards.

10. How does the store utilize my information?

Customer information is only used internally to keep track of sales or to contact you about orders. We keep personalized information private, and do not sell or disclose it.

11. How do I make sure I know about discounts?

Please provide a current and working email at checkout either online or in store and we will make you aware of any promotions.

12. Can I bring my own Items to be Embroidered?

We do not embroider items purchased elsewhere. Our embroidery machines may damage items, therefore we will only embroider items purchased from us. There are no exceptions to this policy.

13. Can you look up my previous purchases?

You may login to your online account, and locate past purchases, or call and we are more than happy to assist finding past purchases with your phone number.

14. If I lost my receipt can I still exchange or refund my item?

Absolutely, just have your phone number associated with your account, and we are more than happy to find your purchase history to complete a return or exchange.

15. Do you offer expedited shipping?

We ship through USPS and only offer priority shipping. We ship items in stock as soon as possible and it takes about 1-3 days within Ohio. During the busy season, the processing times will be longer due to the large quantity of orders. We do not have the ability to ship items overnight.

16. If I place an order online for a store p.u, can I just show up right away?

As soon as your item is ready for pickup, you will receive an email letting you know the order is available. For items needed urgently, please come to the store to purchase the item rather than placing an online order.

17. How to tell if I ordered a plain item or a school logoed item?

If the title of the item has the school name included then it comes logoed, otherwise it is a plain item. Ex: BISHOP WATTERSON KNIT SHIRT vs. SHORT SLEEVE JERSEY KNIT SHIRT.

18. How do I cancel my order?

You can attempt to cancel the order by emailing info@educationalapparel.com , however if the order has already been processed, we are unable to cancel the order. You are welcome to either ship the items back to us or bring them into the store for a refund.

19. What is the cost to personalize an item?

The cost is \$8.00 per line of personalized text. Once an item is personalized it cannot be returned or exchanged.