

SOWING SEEDS OF LOVE

Tip: print these on coloured cardstock or construction paper


Directions: cut around the outside of each packet. Fold the side tabs to the back and glue them down. Be sure to glue all the way along the sides as tiny seeds can sneak out! Place the seeds inside and glue the top flap down to seal the packet like an envelope.


sowing seeds of love 

Happy, Valentine's Day

For: _____
From: _____

Sow these flower seeds to help save the bees!
Seeds/Variety: _____
Planting Tip: _____




sowing seeds of love 

Happy, Valentine's Day

For: _____
From: _____

Sow these flower seeds to help save the bees!
Seeds/Variety: _____
Planting Tip: _____



sowing seeds of love 

Happy, Valentine's Day

For: _____
From: _____

Sow these flower seeds to help save the bees!
Seeds/Variety: _____
Planting Tip: _____

