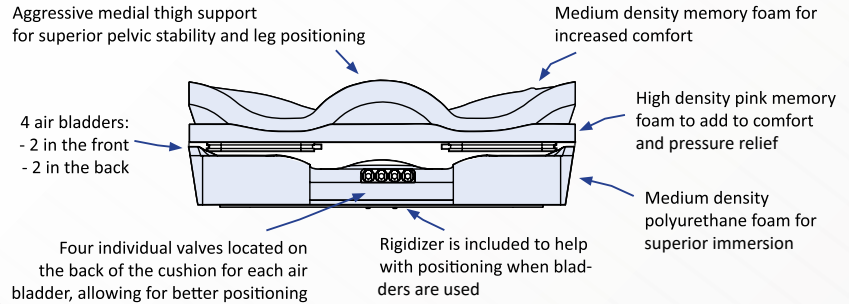




Supreme Air

The Prism Supreme Air™ Cushion was designed for users that require moderate postural support and similar to our original Supreme Cushion, offers excellent pressure distribution. Using inflatable air inserts allows the user to adjust the seat cushion in four different areas for proper weight distribution and comfort. Using our anatomically designed Supreme Air Cushion allows the user to keep superior pelvic stability and leg positioning, with air inserts for pressure relief.



Custom Sizes - Shipment within 7 business days

ADP CODE: SESFM0040

Part Number	Size
SCAIRCUS	Custom

Non-Stock Sizes – Shipment within 3 business days

ADP CODE: SESFM0035

Part Number	Size	Part Number	Size
SCAIR1516	15" x 16"	SCAIR1916	19" x 16"
SCAIR1518	15" x 18"	SCAIR1918	19" x 18"
SCAIR1620	16" x 20"	SCAIR1920	19" x 20"
SCAIR1716	17" x 16"	SCAIR2016	20" x 16"
SCAIR1718	17" x 18"	SCAIR2018	20" x 18"
SCAIR1720	17" x 20"	SCAIR2020	20" x 20"

Stock Sizes – Same Day Shipment

ADP CODE: SESFM0090

Part Number	Size	Part Number	Size
SCAIR1414	14" x 14"	SCAIR1816	18" x 16"
SCAIR1416	14" x 16"	SCAIR1818	18" x 18"
SCAIR1616	16" x 16"	SCAIR1820	18" x 20"
SCAIR1618	16" x 18"		

Product Highlights

- Waterfall front edge for foot propelling
- Four Air inserts for optimum comfort and positioning
- Core layer of visco-elastic foam (memory foam) to provide comfort and pressure reduction
- Offers excellent pressure distribution
- Inflatable air inserts allows the user to adjust the cushion in 4 different areas

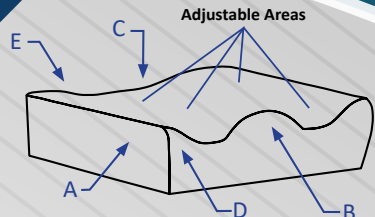
- Allows for superior pelvic stability and leg positioning
- 4-way stretch, water resistant inner liner
- 4-way stretch, breathable outer cover

Product Weight: 2.5 lbs

User Weight: 250 lbs

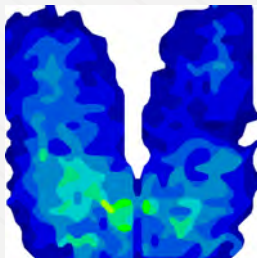

Warranty: Two (2) years limited on cushion and 90 days on the cover.

Best Used For:
 Adv. Weight Distribution
 Asymmetric Seating Needs
 Extended Length Use
 Adv. Positioning Needs
 Maintain Skin Integrity
 Orthopedic Alignment

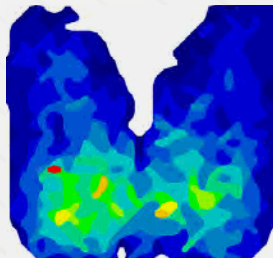


- CUSHION THICKNESS**
- A- Height at adductor = 5"
 - B- Height at abductor = 5"
 - C- Height at rear IT = 3 1/4"
 - D- Leg Trough = 3 1/4"
 - E- Height at rear trochanter = 4 1/4"
- Air Inserts = Adjustable areas**


Pressure Reading Scale in mmHG



Pressure Map	Supreme Air
Weight	125 Lbs/57 Kg
Duration	1 hr
Average Pressure	26 mmHg



Pressure Map	Supreme Air
Weight	200 Lbs/91 Kg
Duration	1 hr
Average Pressure	30 mmHg



FUTURE MOBILITY

CANADA

6750 Professional Court, Mississauga, L4V1X6

1-888-737-4011

www.futuremobility.ca

USA

1 Buffalo River Place, Buffalo, NY 14210

1-855-938-8873

www.futuremobility.com