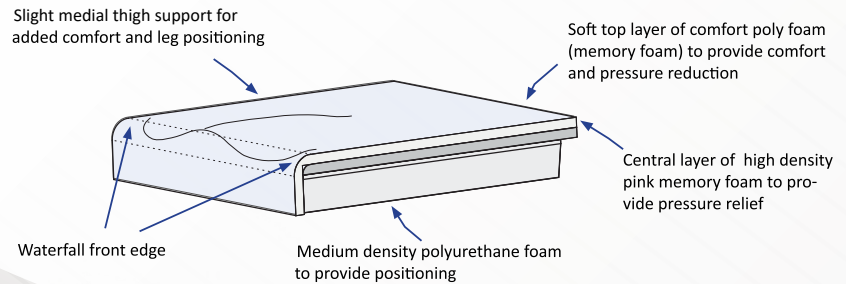




Prism Ideal

The Prism Ideal Cushion™ was designed for users that require mild to moderate postural support and offers gentle contours, helping to promote correct seating posture. A seat cushion with 3 distinct layers: a top layer of soft, comfortable poly foam; a central layer of pressure relieving visco-elastic foam; and a base layer of medium density polyurethane support foam, with a contour cut to provide positioning. We have created an economical and lightweight cushion with comfort, positioning and pressure management.



Custom Sizes - Shipment within 7 business days

ADP CODE: SESFM0050

Part Number	Size
ICCUS	Custom

Non-Stock Sizes – Shipment within 3 business days

ADP CODE: SESFM0050

Part Number	Size	Part Number	Size
IC1620	16" x 20"	IC1720	17" x 20"
IC1716	17" x 16"	IC1820	18" x 20"
IC1718	17" x 18"	IC2020	20" x 20"

Stock Sizes – Same Day Shipment

ADP CODE: SESFM0050

Part Number	Size	Part Number	Size
IC1616	16" x 16"	IC1818	18" x 18"
IC1618	16" x 18"	IC2016	20" x 16"
IC1816	18" x 16"	IC2018	20" x 18"

Product Highlights

- Comfort Cushion for light everyday use
- Standard water resistant outer cover, four way stretch
- Waterfall front edge for foot propelling comfort
- Core layer of visco-elastic foam
- Lightweight cushion
- Low profile, high-density foam base enables

- proper positioning
- Three distinct layers of foam

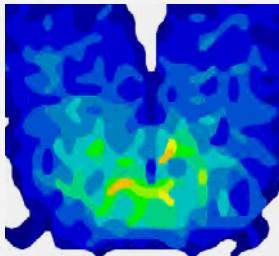

Product Weight: 2 lbs

User Weight: 250 lbs

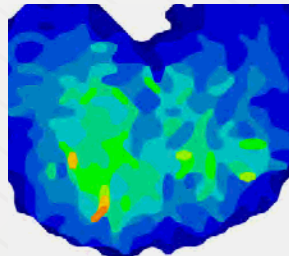
Warranty: Two (2) years limited on cushion and 90 days on the cover.

Best Used For:
 Adv. Weight Distribution
 Pediatric Capability
 Self-Adjustment
 Mild Positioning Needs
 Low Skin Breakdown Risk
 Short Stint Use

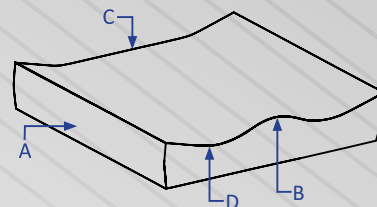
Pressure Reading Scale in mmHG



Pressure Map	Prism Ideal
Weight	125 Lbs/57 Kg
Duration	1 hr
Average Pressure	32 mmHg



Pressure Map	Prism Ideal
Weight	200 Lbs/91 Kg
Duration	1 hr
Average Pressure	33 mmHg




CUSHION THICKNESS

A- Height at adductor = 3"

B- Height at abductor = 3"

C- Height at rear IT = 2 1/4"

D- Leg Trough = 2 1/4"



FUTURE MOBILITY

CANADA

6750 Professional Court, Mississauga, L4V1X6

1-888-737-4011

www.futuremobility.ca

USA

1 Buffalo River Place, Buffalo, NY 14210

1-855-938-8873

www.futuremobility.com