

GMP
ISO9001
ISO14001
ISO13485
CERTIFIED

PIHSIANG®

SHOPRIDER®

MODEL: **TE-889SLF**

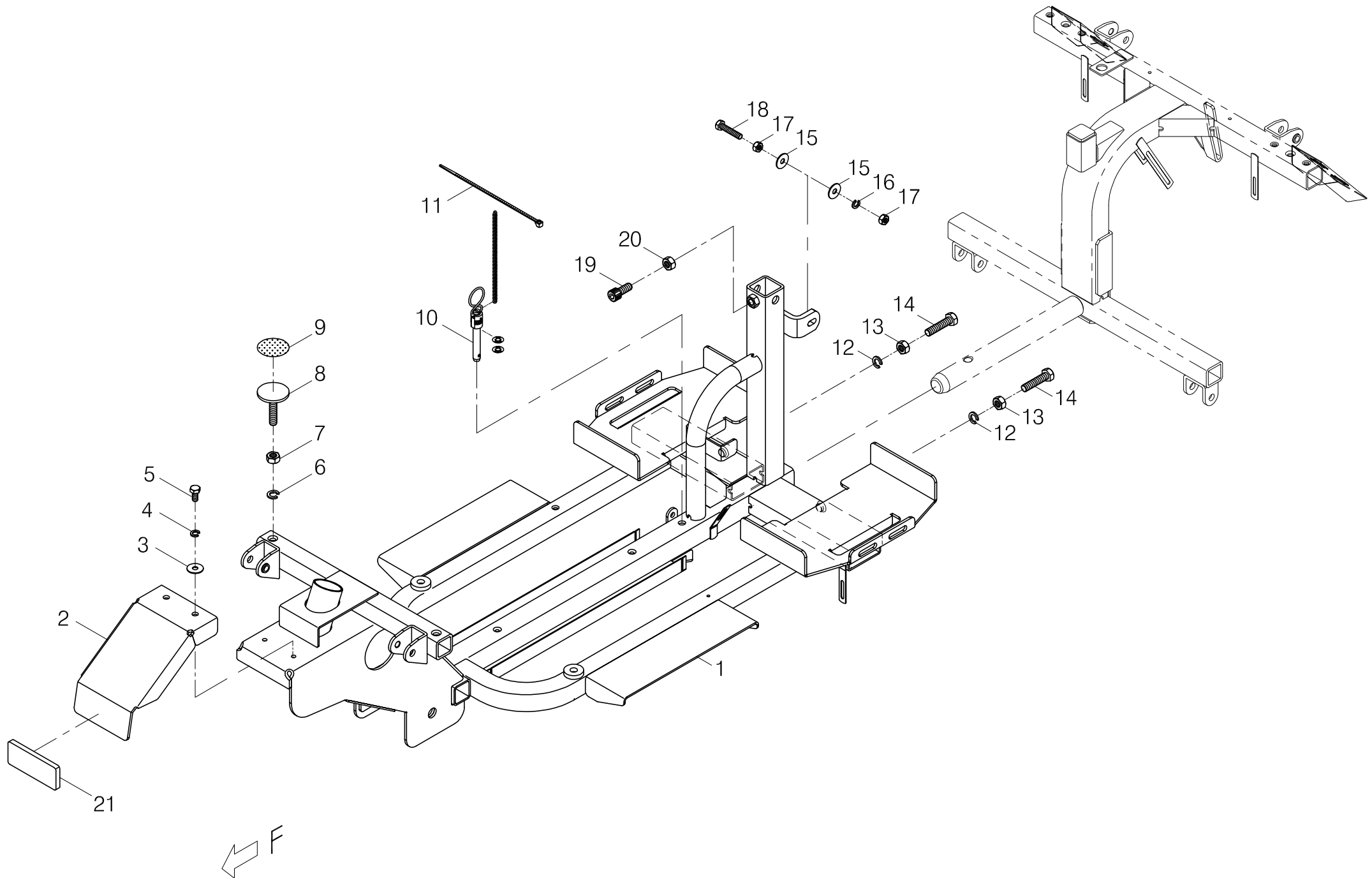
(PATENTED)

PIHSIANG MACHINERY MFG. CO., LTD.

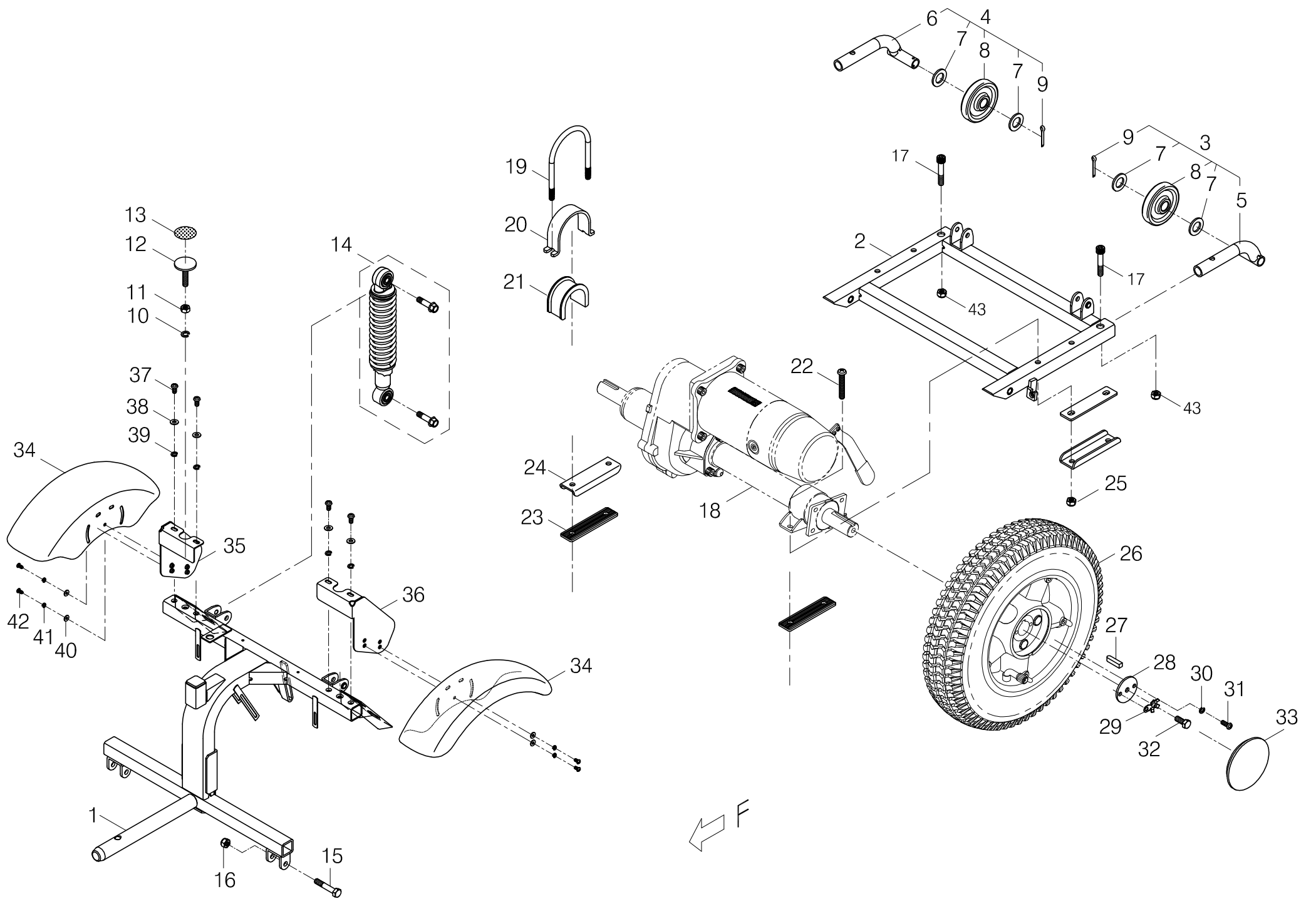
*NO.108, HSIN-HE ROAD, HSIN-FENG HSIANG 304
HSINCHU COUNTY, TAIWAN*

TABLE OF CONTENTS
ILLUSTRATION

INDEX 1	FRONT CHASSIS ASSEMBLY-----	1-1~2
INDEX 2	REAR CHASSIS ASSEMBLY-----	2-1~3
INDEX 3	DRIVE-TRAIN ASSEMBLY-----	3-1
INDEX 4	REAR WHEEL ASSEMBLY-----	4-1
INDEX 5	FRONT AXLE ASSEMBLY-----	5-1~3
INDEX 6	FRONT WHEEL ASSEMBLY-----	6-1
INDEX 7	HEAD LIGHT ASSEMBLY-----	7-1
INDEX 8	LOOP HANDLE BAR ASSEMBLY-----	8-1
INDEX 9	DELUXE SEAT ASSEMBLY-----	9-1
INDEX 10	FRONT CHASSIS COVER ASSEMBLY-----	10-1~2
INDEX 11	REAR CHASSIS COVER ASSEMBLY-----	11-1~2
INDEX 12	HANDLE BAR COVER ASSEMBLY-----	12-1~2
INDEX 13	UPPER CONTROL ASSEMBLY-----	13-1~2
INDEX 14	HANDLE BAR ASSEMBLY-----	14-1
INDEX 15	MAIN CONTROL BOX ASSEMBLY-----	15-1
INDEX 16	BATTERY CABLES-----	16-1
INDEX 17	CONTROL AND BATTERY WIRING ILLUSTRATION-----	17-1
	APPENDIX(1)-----	
	APPENDIX(2-1)-----	
	APPENDIX(2-2)-----	



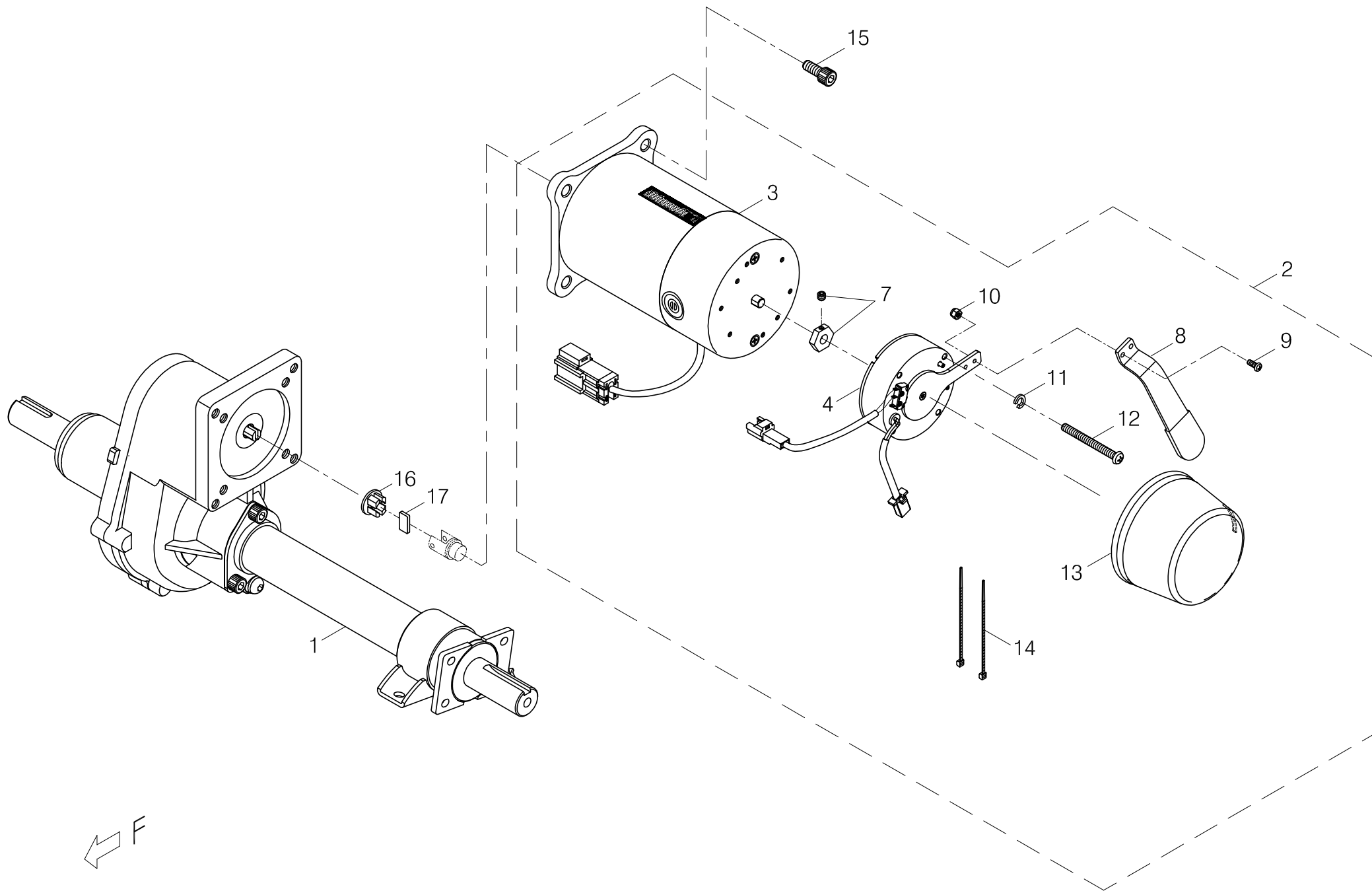
Index NO.	Part NO.	Qty.	Description	Specification	Remark
1	-----		Front chassis assembly		
1-1	102101-67102	1	Front chassis assembly	888SL,889SL-13" Tire	
			-----*-----		
1-2	4001514-00	1	Bracket	A514	
1-3	5021-06018-210	2	Flat Washer	φ 6*18*1t,Multicolored Galvanized	
1-4	5022-06010-210	2	Spring washer	φ 6*10,Multicolored Galvanized	
1-5	5001-06012-210	2	Hex head screw	M6*P1.0*12L,Multicolored Galvanized	
			-----*-----		
1-6	5022-08013-210	2	Spring washer	φ 8*13,Multicolored Galvanized	
1-7	5011-08013-200	2	Hex Nut	M8*P1.25*13,Multicolored Galvanized	
1-8	2329-00200-01	2	SET , screw	M8*P1.25*35L,Multicolor	
1-9	2399-00300-00	REF(2)	Velcro	φ 35,Hook	
			-----*-----		
1-10	202922-00103	1	Safety Pin	φ 7.85,With two loops	
1-11	505201-01500-50	1	Cable tie	CV-150B	
			-----*-----		
1-12	5022-08013-210	2	Spring washer	φ 8*13,Multicolored Galvanized	
1-13	5011-08013-200	2	Hex Nut	M8*P1.25*13,Multicolored Galvanized	
1-14	5001-08035-210	2	Hex head screw	M8*P1.25*35L,Multicolored Galvanized	
			-----*-----		
1-15	5021-06018-210	4	Flat Washer	φ 6*18*1t,Multicolored Galvanized	
1-16	5022-06010-210	2	Spring washer	φ 6*10,Multicolored Galvanized	
1-17	5011-06010-200	4	Hex Nut	M6*P1.0*10*5L,Multicolored Galvanized	
1-18	5001-06030-210	2	Hex head screw	M6*P1.0*30L,Multicolored Galvanized	



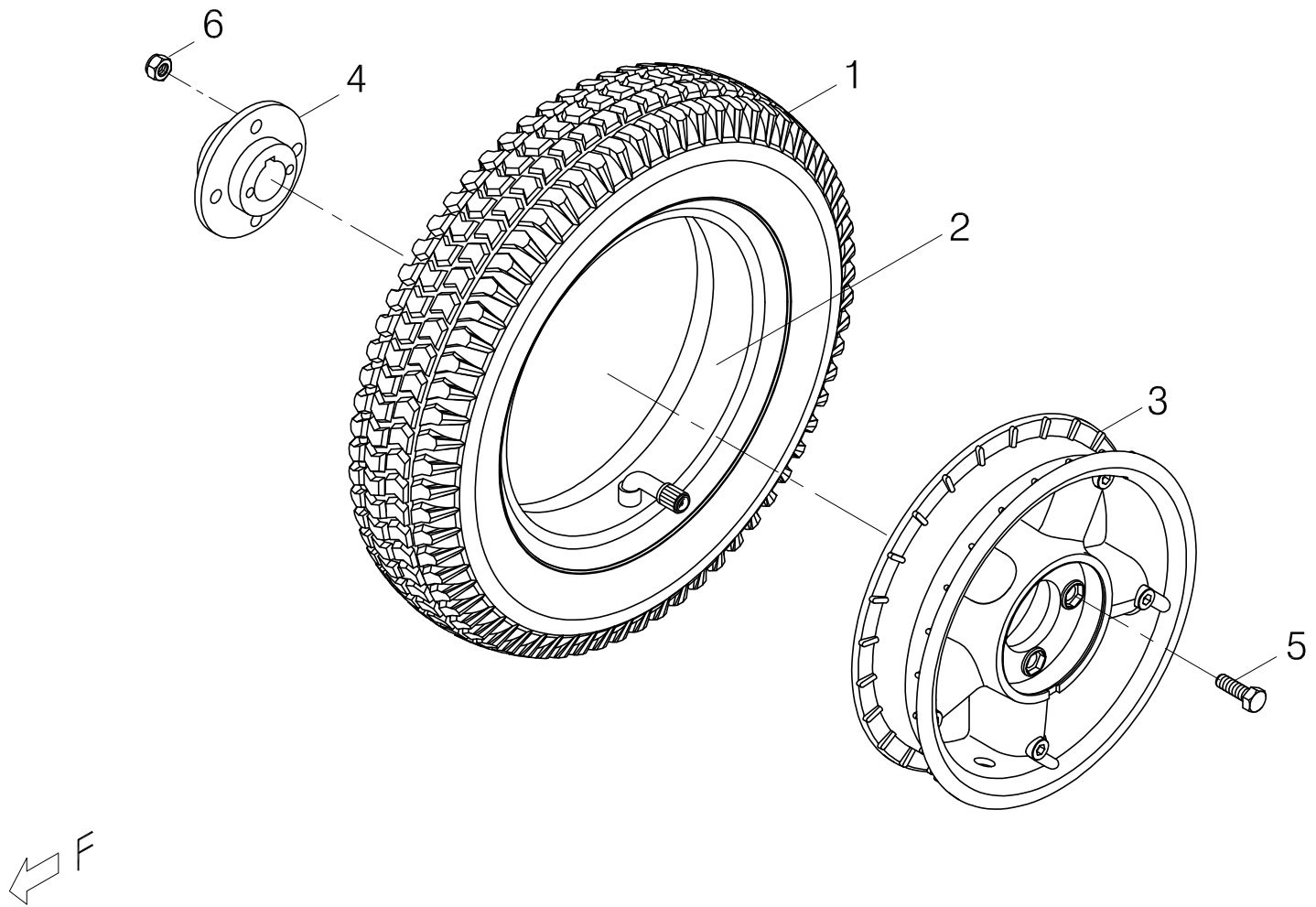
Index NO.	Part NO.	Qty.	Description	Specification	Remark
2	-----		Rear chassis assembly		
2-1	102202-67500-A2	1	Rear/Upper Chassis	889SLBF, A2	
2-2	102203-67500-A3	1	Rear/Lower Chassis	889SLBF/778S(12/7.3kph), A3	
			-----*-----		
2-3	-----	REF(1)	Anti-tip wheel frame assembly		
2-5	102918-70300	1	Frame Assembly for Anti-Tip Wheel	Left,TE-9 w/ #6A	
2-7	4001305-00	2	Flat Washer	A305, ϕ 17.5*30*2.6t	
2-8	209928-88100	1	anti-tip wheel	3"	
2-9	5023-03025-210	1	Split pin	M3*25L,Multicolored Galvanized	
-----	301174-06	1	Warning sticker	N74-6	
			-----*-----		
2-4	-----	REF(1)	Anti-tip wheel frame assembly	Right,889A	
2-6	102919-70300	1	Frame Assembly for Anti-Tip Wheel	Right,TE-9 w/ #6A	
2-7	4001305-00	2	Flat Washer	A305, ϕ 17.5*30*2.6t	
2-8	209928-88100	1	anti-tip wheel	3"	
2-9	5023-03025-210	1	Split pin	M3*25L,Multicolored Galvanized	
-----	301174-06	1	Warning sticker	N74-6	
			-----*-----		
2-10	5022-08013-210	2	Spring washer	ϕ 8*13,Multicolored Galvanized	
2-11	5011-08013-200	2	Hex Nut	M8*P1.25*13,Multicolored Galvanized	
2-12	2329-00200-01	2	SET , screw	M8*P1.25*35L,Multicolor	
2-13	2399-00300-00	REF(2)	Velcro	ϕ 35,Hook	
			-----*-----		
2-14	202931-89100	2	Adjustable Shock Absorber	w/ Screws, 5-Stage	

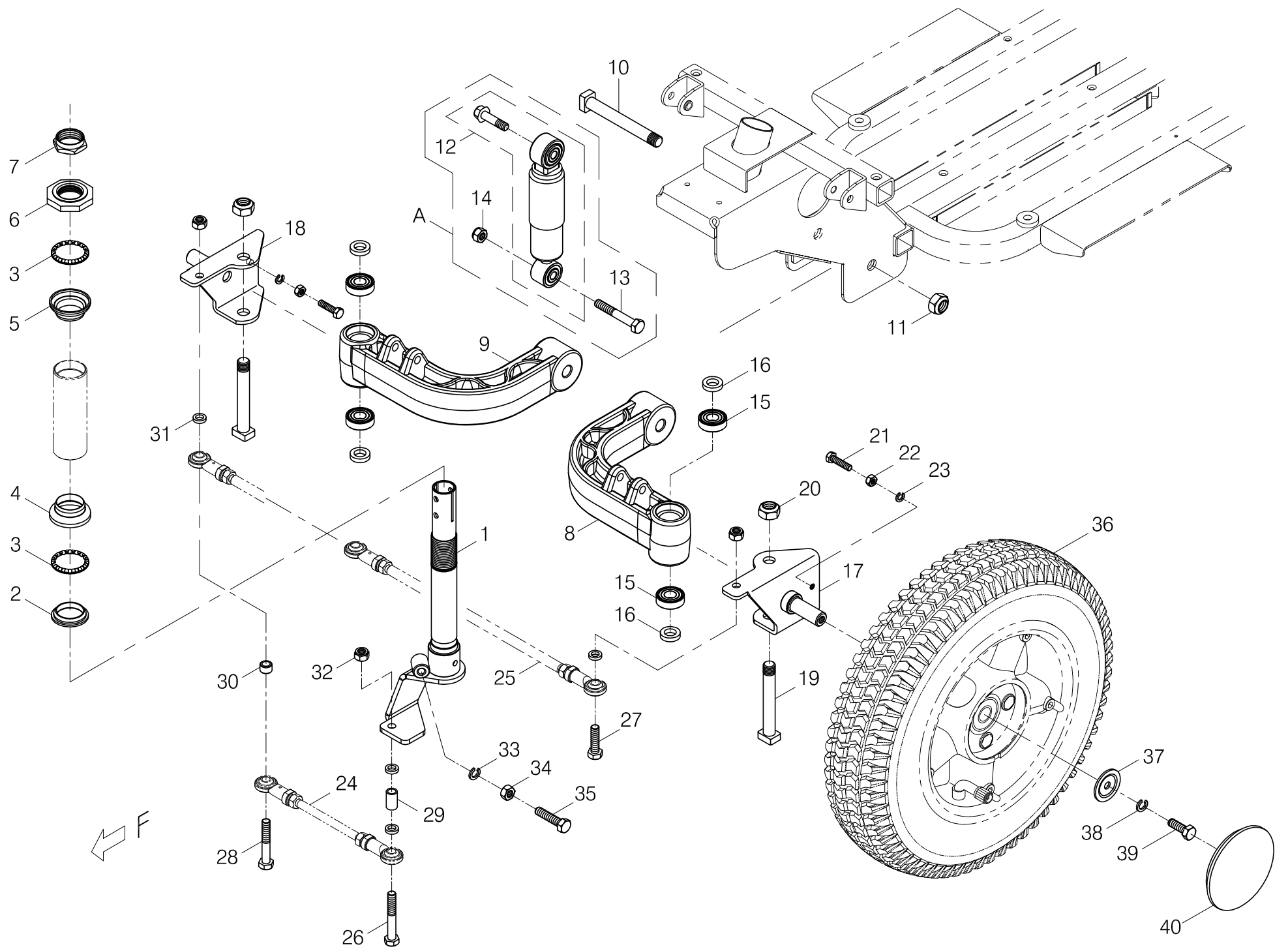
Index NO.	Part NO.	Qty.	Description	Specification	Remark
2-15	5001-08045-220	2	Hex Head Bolt	M8*P1.25*45L,Multicolored Galvanized	
2-16	5012-08013-200	2	Nyloc Nut	M8*P1.25*13 7.8t,Multicolored Galvanized	
2-17	5002-08030-720	2	Cap Head Allen Screw	M8*P1.25*30L, Black Galvanized	
-----	-----	REF(1)	Decal		
			-----*-----		
2-18	-----	REF(1)	Drive-Train Assembly		
			-----*-----		
2-19	4003210-07	1	U-type Screw	C210-7	
2-20	4001530-00	1	Bracket	A530	
2-21	200912-00400	1	rubber collar	889DXN	
2-22	5005-08050-210	2	Philip Screw	M8*P1.25*50L,Multicolored Galvanized	
2-23	209909-68201	4	Rubber Gasket w/ 2 Holes	106*26*4.75t, 76 Center Distance	
2-24	4001168-01	3	Bracket	A168-1,778S	
2-25	5012-08013-200	4	Nyloc Nut	M8*P1.25*13 7.8t,Multicolored Galvanized	
			-----*-----		
2-26	-----	REF(2)	Rear Wheel Assembly		
2-27	505301-00707-00	2	Drive Key	7*7*30L	
2-28	4001364-00	2	Flat Washer	A364, ϕ 8*45*3t	
2-29	4001481-00	2	Locking tab washer	A481	
2-30	5022-06010-210	4	Spring Washer	ϕ 6*10, Multicolored Galvanized	
2-31	5005-06016-443	4	Philip Screw,Nyloc	M6*P1.0*16L,SUS	
2-32	5001-08020-440	2	Hex Head Bolt	M8*P1.25*20L,SUS304	
			-----*-----		
2-33	203512-68202-A2	2	Rim Cover w/ Notch	889X,A2, w/o Mark	

Index NO.	Part NO.	Qty.	Description	Specification	Remark
			-----*-----		
-----	301174-07-A2	1	Warning Sticker	N74-7-A2	
			-----*-----		
2-34	203514-67500-50-A3	2	Mudguard, Injection Forming	889XLSBN, Black Texture, A3	
2-35	4001437-40-A2	1	Bracket for Fender, Right	A437-40-A2, 889SLBF	
2-36	4001437-39-A2	1	Bracket for Fender, Left	A437-39-A2, 889SLBF	
2-37	5005-06012-710	4	Screw	M6*P1.0*12L,Black Galvanized	
2-38	5021-06013-711	4	Flat Washer	φ 6.5*13*1t,Black Galvanized	
2-39	5022-06010-710	4	Spring washer	φ 6*10,Black Galvanized	
2-40	5021-04010-710	4	Flat Washer	φ 4*10*1t, Black Galvanized	
2-41	5022-04007-700	4	Spring washer	φ 4*7*1.25t,Black Galvanized	
2-42	5005-04008-710	4	Screw	M4*P0.7*8L,Black Galvanized	
			-----*-----		
2-43	5012-08013-700	2	Nyloc Nut	M8*P1.25*13,7.8t,Black Galvanized	



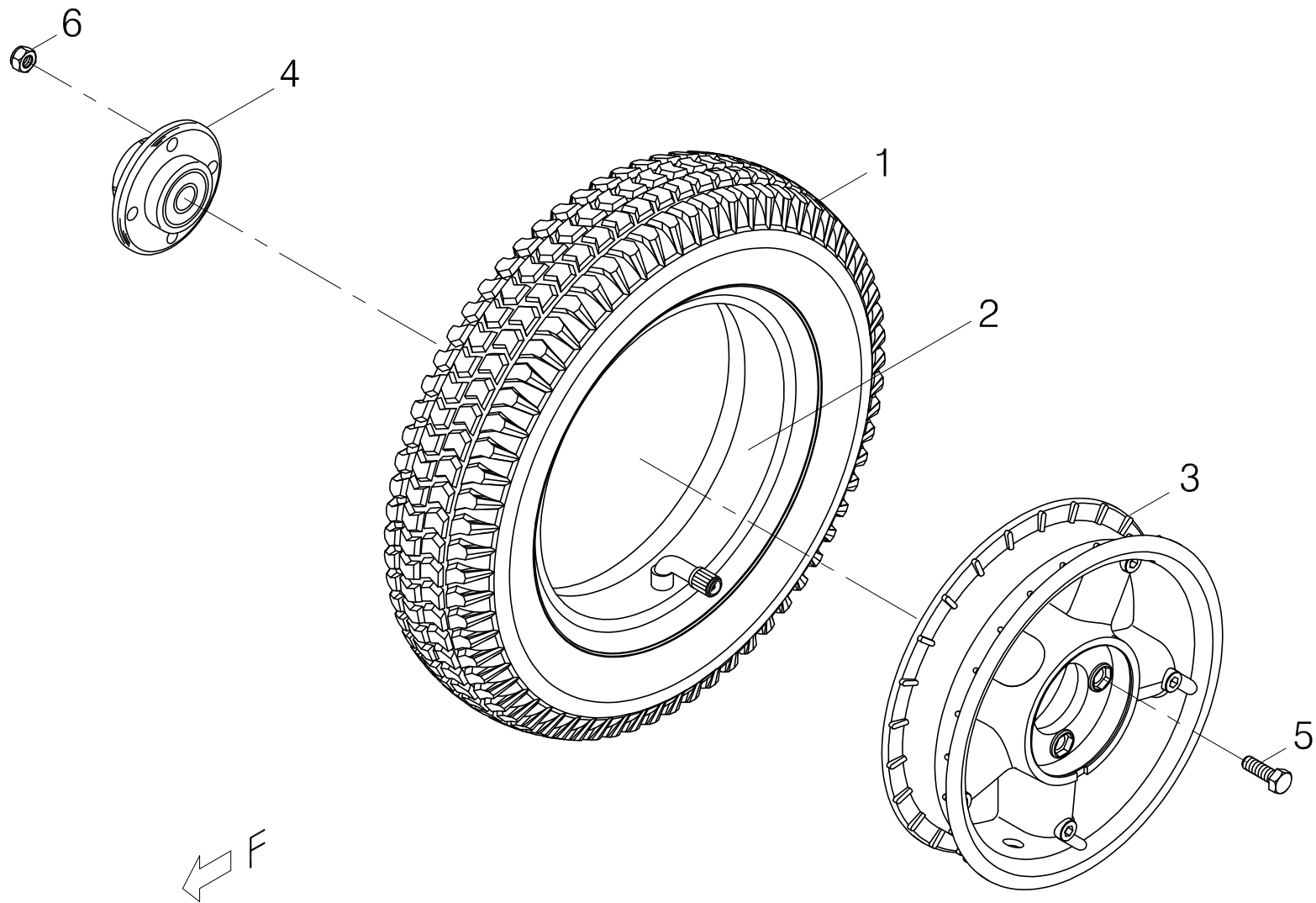
Index NO.	Part NO.	Qty.	Description	Specification	Remark
3	100008-70300-A3-1	1	Drive-Train Assembly	9XL-F+#8(DN)+#6A	
3-1	100406-67501-A2	1	Transaxle Assembly	#6A(C), for 889SLBF, 555TL, A2	
-----	-----	REF(1)	Decal		
3-2	100107-68200-A7-1	1	Motor and Brake Assembly	PH-9XL-F(SE)+#8(DN)+(A380-28)	
3-3	100204-01011	1	Motor	PH-9XL-F, 7150rpm	
-----	200203-89102	1	Carbon Brush, SE017	9XL-F/G, 7*17*18.5	
-----	200203-66907	1	Carbon Brush Cap	M20,9XL-F/G/4G	
3-4	100303-68200	1	Electromagnetic Brake Assembly	#8C, WR218A34P1, w/ KA-888-R5 Cable	
3-7	200302-88101-A2	1	Driving Hex Axle for Brake Disc	#2-1, 787N, A2	
-----	9004-001	REF(1)	Heat shrink sleeve	F32,3*0.25*200M	
3-8	4001380-28	1	Extension Lever for Free-wheel	A380-28	
3-9	5005-04012-210	2	Philip Screw	M4*P0.7*12L, Multicolor Galvanized	
3-10	5012-04007-200	2	Nylon Lock Nut	M4*P0.7*7, Multicolored Galvanized	
3-11	5022-04007-210	4	Spring washer	φ 4*7*1.25t,Multicolored Galvanized	
3-12	5005-04035-210	4	Philip Screw	M4*P0.7*35L,Multicolored Galvanized	
3-13	209929-67205	1	Rubber Cap	Black, for #8 Brake-DN001	
3-14	505201-00940-50	2	cable Tie	CV-094B	
3-15	5002-08025-220	4	CAP HEAD ALLEN SCREW	M8*P1.25*25L,Multicolored Galvanized	
3-16	200904-88100	1	Joint Adapter		
3-17	200905-88100	1	Plate for Joint Adapter		
-----	4001393-01	1	Hook Plate	A393-1, φ 6.4,35L	
-----	301179-04	1	Trademark Sticker	N79-4	
-----	301174-74	1	Warning Sticker	N74-74, for Caution of Hot	

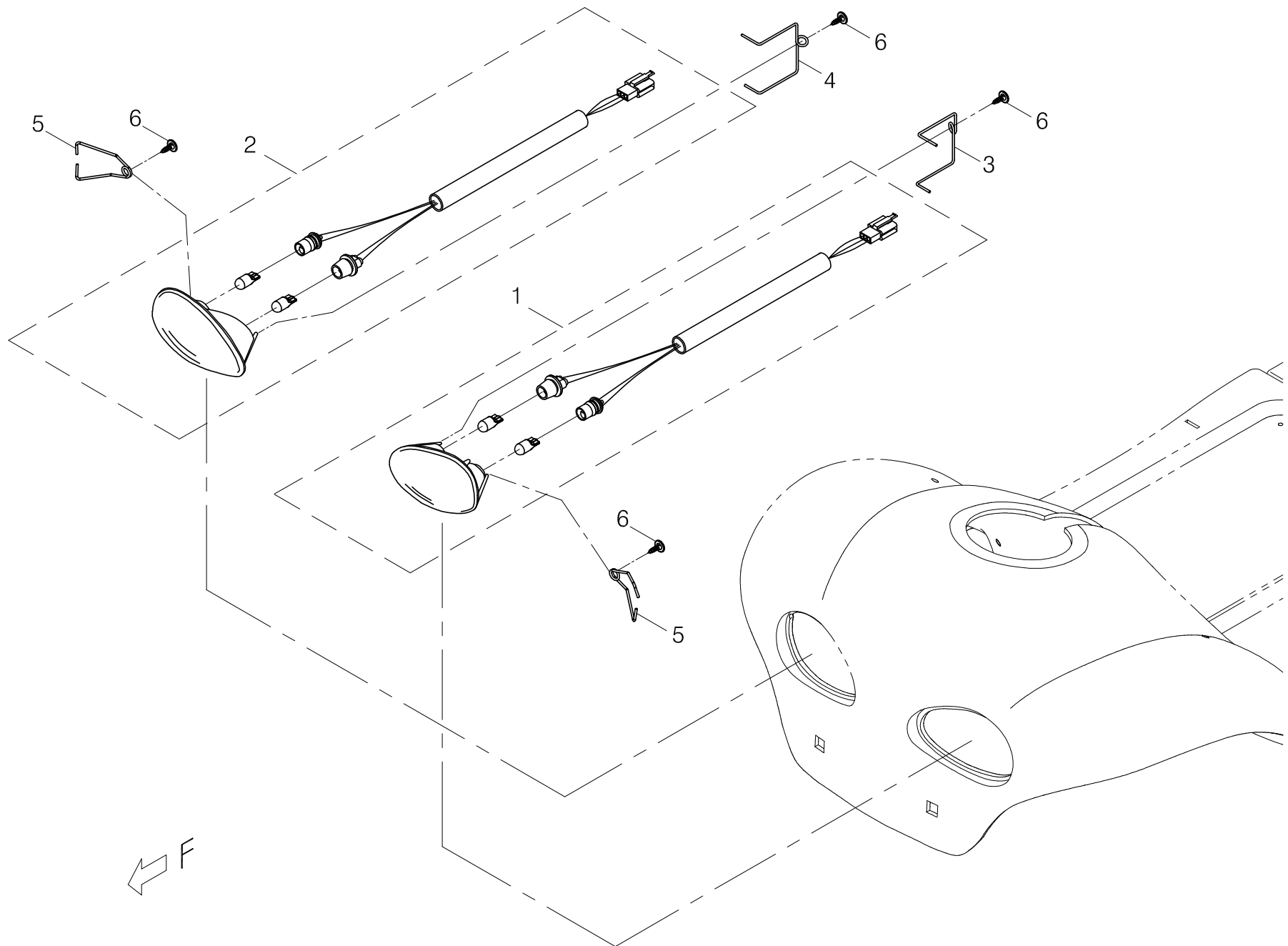


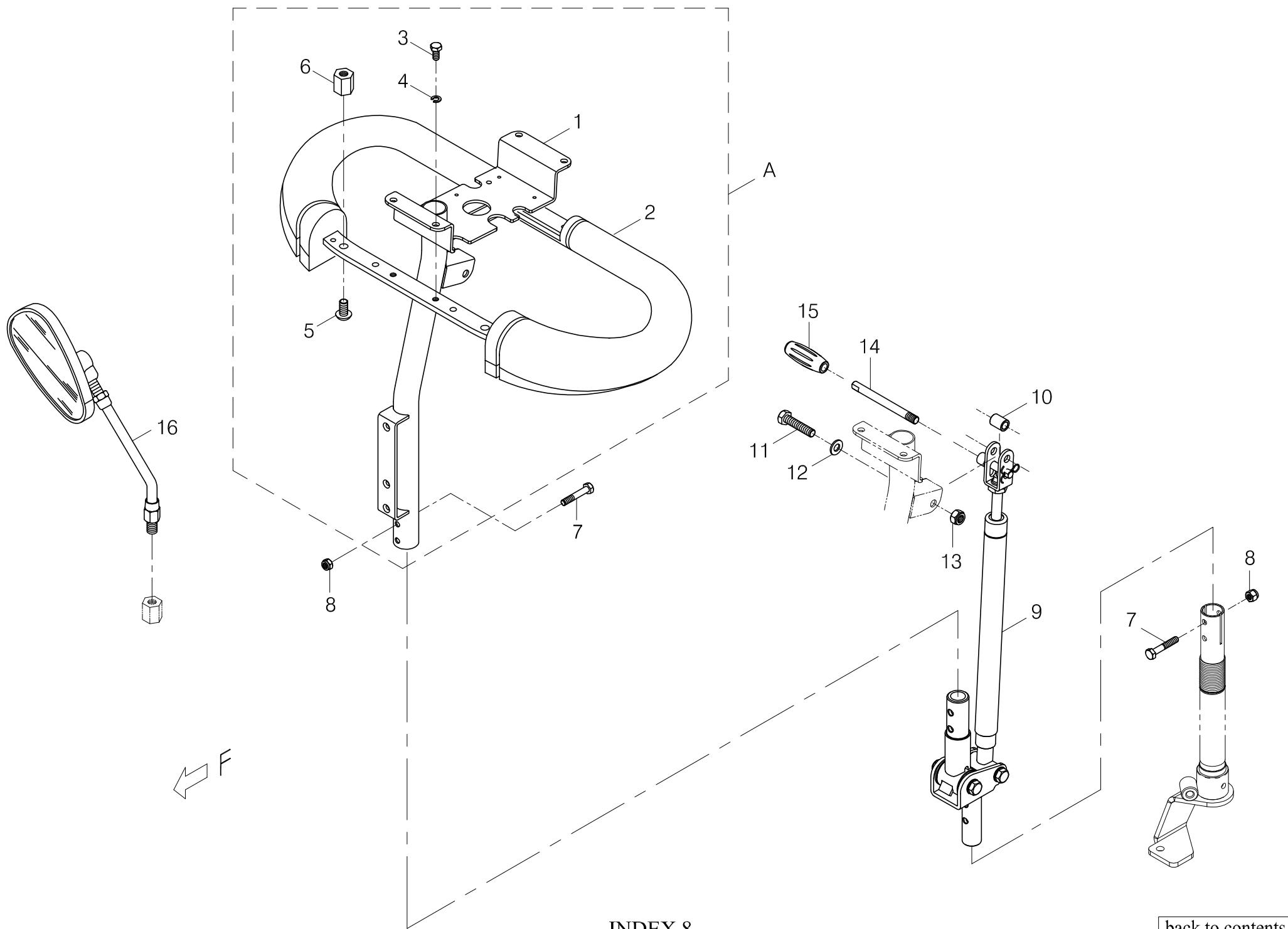


Index NO.	Part NO.	Qty.	Description	Specification	Remark
5	-----		Front axle assembly		
5-1	101501-67100	1	Steering shaft assembly	888SEL,889SEL	
			-----*-----		
5-2	201401-88200	1	Bearing bushing	§ 27	
5-3	201402-88200	2	Steering Bearings	5/32*16	
5-4	201403-88200	1	Bearing housing	§ 30	
5-5	201404-88200	1	Bearing housing	§ 30	
5-6	201405-88200	1	Bearing bushing	Large octangle	
5-7	201406-88200	1	Steering Head Nut	Dia 22.2	
			-----*-----		
5-8	101802-67100-A2	1	Front Crossbeam	Left, 888SEL/889SEL, #1	
5-9	101803-67100-A2	1	Front Crossbeam	Right, 888SEL/889SEL, #1	
5-10	4003048-07	1	Front fork shaft	C48-7,M12*P1.25*98L,Multicolor	
5-11	5014-12019-210	1	Self-lock nut	M12*P1.25*19,Multicolored Galvanized	
			-----*-----		
5-A	102930-89501-A2	2	SHOCK ABSORBERS FRONT MX4	889DXN/SEL,888SEL A2	
5-12	202930-89500-A2	1	Front Shock Absorber	889DXN(A2)	
5-13	5001-08050-221	1	Hex Head Bolt	M8*P1.25*50L, Multicolored Galvanized	
5-14	5012-08013-200	1	Nyloc Nut	M8*P1.25*13 7.8t,Multicolored Galvanized	
			-----*-----		
5-15	505101-60012-01-1	4	Ball Bearing	#6001zz, NBN	
5-16	4005006-00	4	Spacer	H6, § 12ID* § 20OD*4.5T	
			-----*-----		
5-17	202902-66801-A2	1	Front wheel axle	J-8 #1,Left	

Index NO.	Part NO.	Qty.	Description	Specification	Remark
5-18	202903-66801-A2	1	Front wheel axle	J-8 #1,Right	
5-19	4003048-06	2	Front fork shaft	C48-6,M12*P1.25*85L,Multicolor	
5-20	5014-12019-210	2	Self-lock nut	M12*P1.25*19,Multicolored Galvanized	
5-21	5001-06025-220	2	Hex Head Bolt	M6*P1.0*25L,Multicolored Galvanized	
5-22	5011-06010-200	2	Hex Nut	M6*P1.0*10*5L,Multicolored Galvanized	
5-23	5022-06010-210	2	Spring Washer	§ 6*10,Multicolored Galvanized	
			-----*-----		
5-24	101601-67500	1	Connecting rod assembly (Short)	142L	
-----	201601-88000	1	Connecting rod	S,M8*P1.25*142L	
-----	5011-08013-200	2	Hex Nut	M8*P1.25*13,Multicolored Galvanized	
-----	5022-08013-210	2	Spring washer	§ 8*13,Multicolored galvanized	
-----	201602-89500-A2	2	Link Ball	PHS8	
			-----*-----		
5-25	101701-67500	1	Connecting rod assembly (long)	303L	
-----	201701-88000	1	Connecting road	L,M8*P1.25*303L, § 10	
-----	5011-08013-200	2	Hex Nut	M8*P1.25*13,Multicolored Galvanized	
-----	5022-08013-210	2	Spring washer	§ 8*13,Multicolored galvanized	
-----	201602-89500-A2	2	Link Ball	PHS8	
5-26	5001-08055-220	1	Hex Head Bolt	M8*P1.25*55L,Multicolored Galvanized	
5-27	5001-08030-210	1	Hex head screw	M8*P1.25*30L,Multicolored Galvanized	
5-28	5001-08050-220	1	Hex Head Bolt	M8*P1.25*50L,Multicolored Galvanized	
5-29	4003264-11	1	Spacer	C264-11, § 8*12*19L	
5-30	4003264-05	1	Spacer	C264-5, § 8.1* § 12*8L	
5-31	4001068-01	4	Flat Washer	A68-1, § 8.1*13*3t	



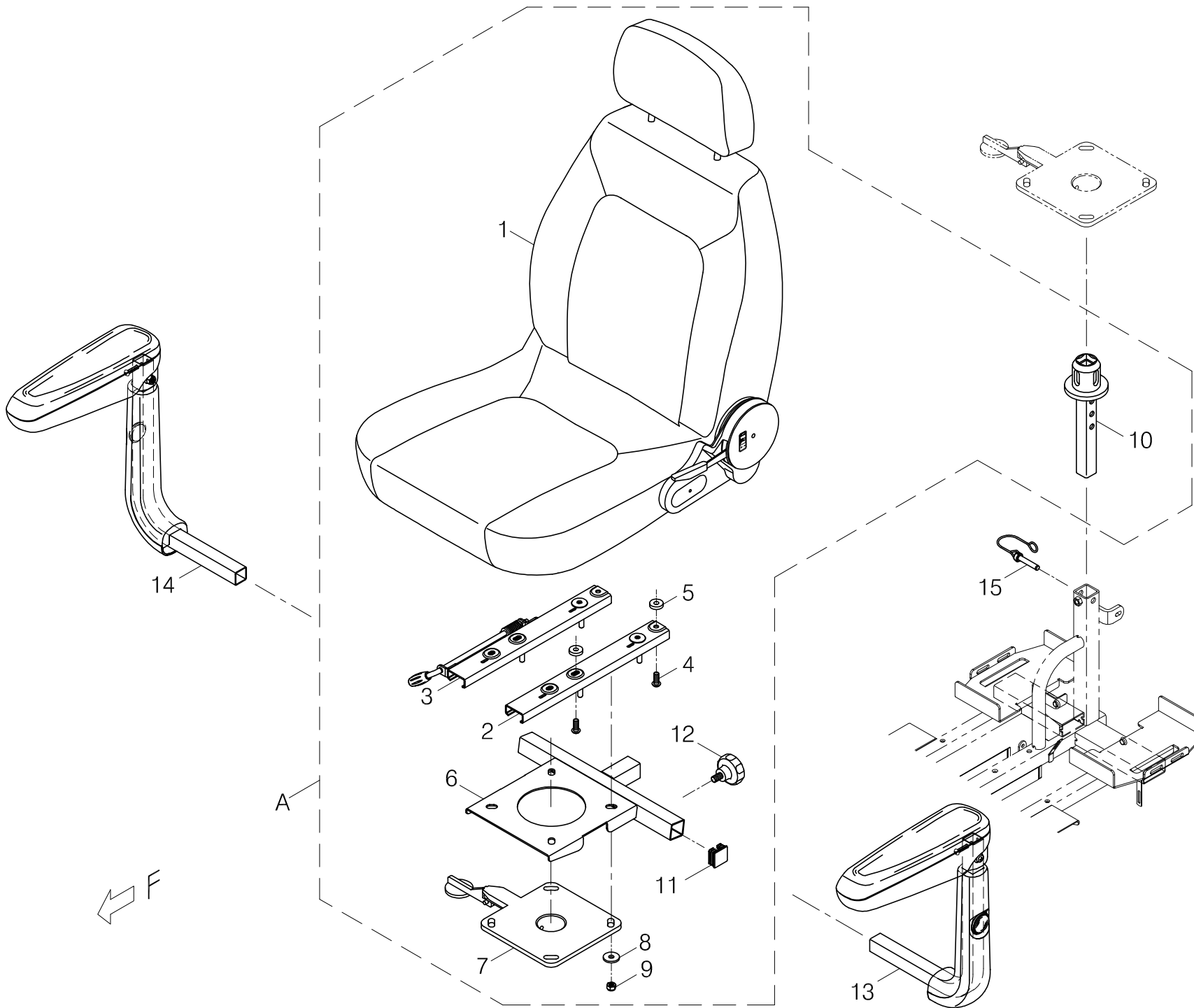




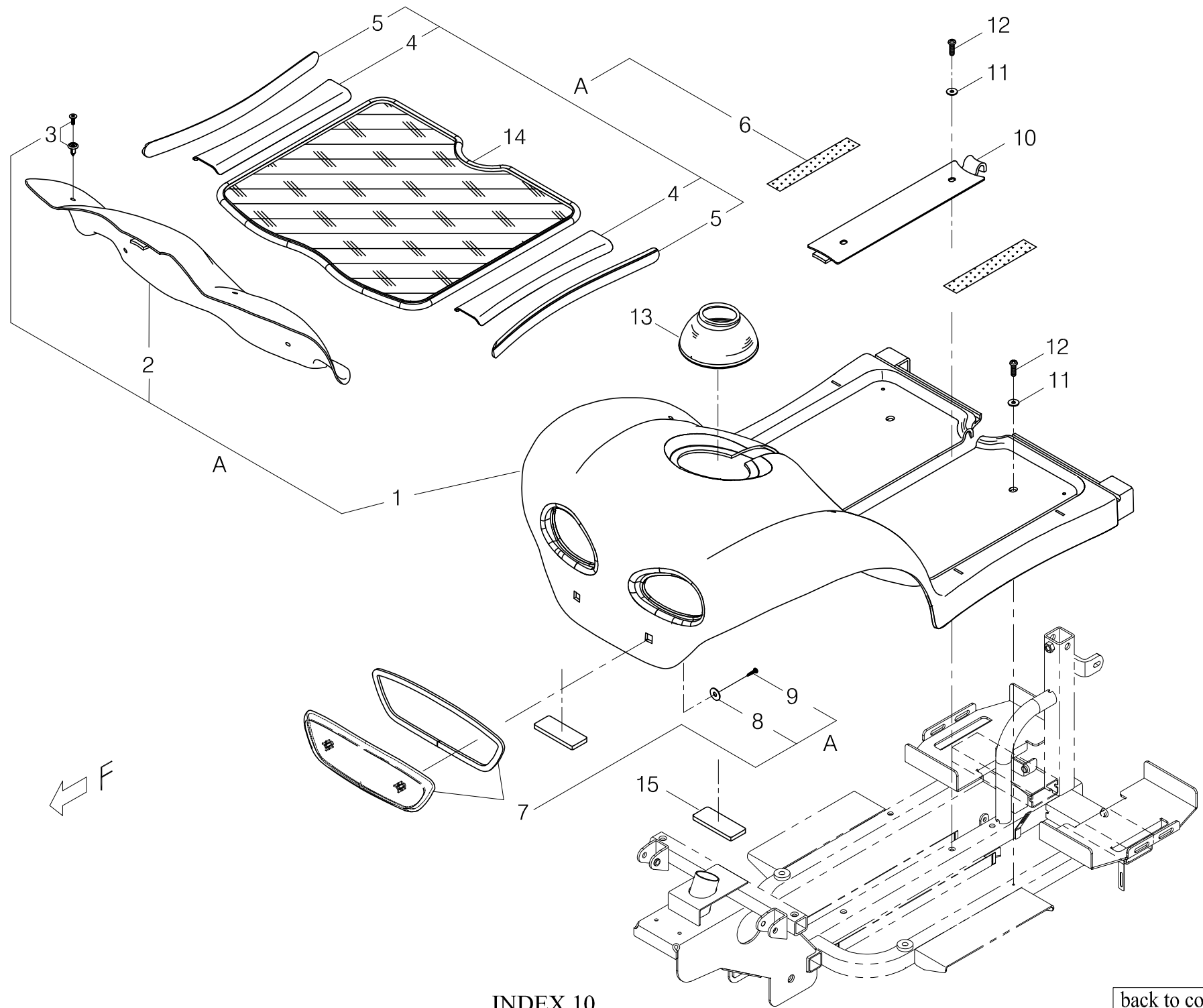
INDEX.8

[back to contents](#)

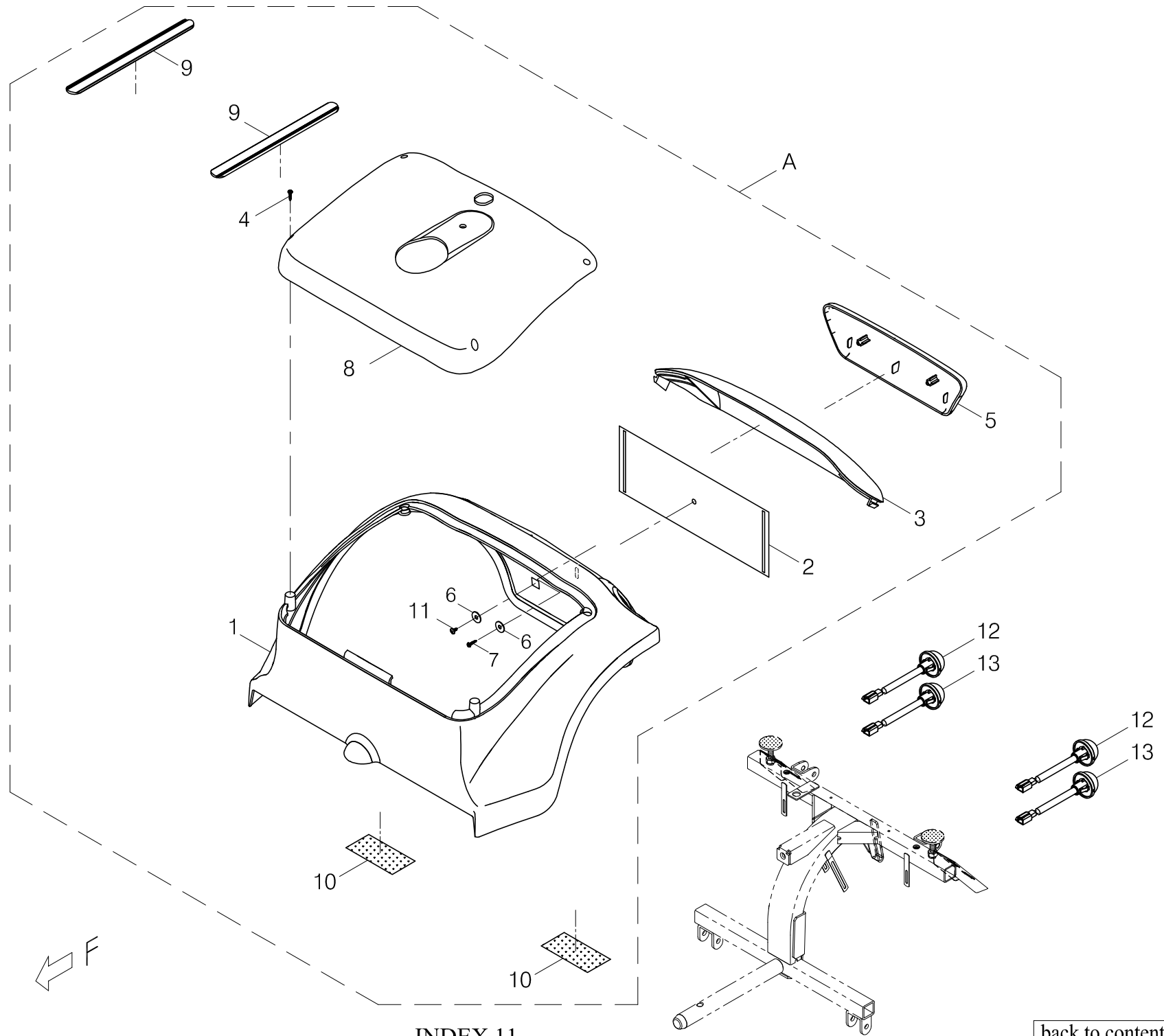
Index NO.	Part NO.	Qty.	Description	Specification	Remark
8-A	101901-89101	1	Loop Handle Bar w/ Fixture Bracket	for Gas Lift	
8-1	101101-89102-A2	1	Loop Handle Frame	for Delta Tiller, A2	
8-2	101908-66802	1	Loop handle bar	J-8#1,Delta tiller	
8-3	5001-06012-210	4	Hex head screw	M6*P1.0*12L,Multicolored Galvanized	
8-4	5022-06010-210	4	Spring Washer	φ 6*10, Multicolored Galvanized	
8-5	5003-08016-220	2	ALLEN BUTTON HEAD SCREW	M8*P1.25*16L,Multicolored Galvanized	
8-6	4003213-00	2	Hex Nut	C213	
			----- * -----		
8-7	5001-06035-220	4	Hex cap screw	M6*P1.0*35L,20L,Multicolored Galvanized	
8-8	5012-06010-201	4	Nylon lock nut	M6*P1.0*10*8t,Multicolored Galvanized	
			----- * -----		
8-9	800907-881-13	1	Handle Bar Joint Base Assembly	w/ Gas Lift	
8-10	4003264-61	1	Spacer	C264-61	
8-11	5001-08040-710	1	Hex Head Screw	M8*P1.25*40L, Black Galvanized	
8-12	5021-08016-710	1	Flat Washer	8*16*1.5T,Black Galvanized	
8-13	5012-08013-700	1	Nyloc Nut	M8*P1.25*13,7.8t,Black Galvanized	
8-14	202912-89101-A2	1	Operating Stem	88L, for D & C-Bar, A2	
8-15	209929-88801	1	Rubber Cap for Lever of Sliding Seat	ID φ 8.1*50.7L, Black	
8-16	202908-88104-A2	1	Rear View Mirror, 9153636623	810100-1,For Delta tiller,P736	



Index NO.	Part NO.	Qty.	Description	Specification	Remark
9	-----		Swivel seat , adaptor assembly		
9-A	800317-675-00	1	Deluxe Seat Assembly w/ Slider	Black Vinyl, Reclining, 889SLBF	
9-1	104021-00108-A2	1	Black Vinyl Captain Seat, High Backrest	18.5"x17.5",w/Reclining 112, Headrest,A2	
9-2	204901-88803-A2	1	Sliding Rail	Left, #5, A2	
9-3	204902-88803-A2	1	Sliding Rail	Right, #5, A2	
9-4	5003-08020-221	4	Allen Button Head Screw	M8*P1.25*20L,Multicolored Galvanized	
9-5	5021-08022-211	4	Flat Washer	Dia 8*22*5t,Multicolored Galvanized	
9-6	204506-66101	1	Seat Adapter	#2	
9-7	204507-66103	1	Swivel Seat Stand	#4, Aluminum	
9-8	4001428-00	4	Flat Washer	A428, § 8.4*26*3t	
9-9	5012-08013-200	4	Nyloc Nut	M8*P1.25*13 7.8t,Multicolored Galvanized	
9-10	204508-88805-A3	1	Seat Post Adaptor	#2, 165L, w/ 3 Holes, A3	
-----	301174-31	1	Caution Sticker	N74-31	
9-11	209931-00105	2	Square Plug	30MM*30MM,2T	
9-12	5008-10020-212-A2	2	Tighten Knob	M10*17L,Multicolored Galvanized,A2	
			-----*-----		
9-13	104300-88800	1	Armrest Assembly	A1,Left	
9-14	104400-88800	1	Armrest Assembly	A1,Right	
9-15	202922-88205	1	Connecting pin	787N	



Index NO.	Part NO.	Qty.	Description	Specification	Remark
10-A	103102-67500-22-A2	REF(1)	Front Chassis Cover Assembly SHOPRIDER	w/ Decal, 889SEL, Burgundy Red, A2	
10-1	103101-67500-22	REF(1)	Front chassis cover assembly	889SEL,Burgundy	
10-2	203505-67500	1	Protection cover	889SEL	
10-3	209912-78500-A3	4	Plastic Stud	G3020060	
10-4	203501-67100	2	Protect cover	888SEL/889SEL	
10-5	203102-88800	2	Striped tape	Front,24.5W*330L	
10-6	203103-66500	REF(2)	Velcro	25W*25M,Hook	
-----	301217-13-A3	1	Trademark Decal, SHOPRIDER	T17-13-A3, 63.7*26	
10-7	202901-67100-A2	1	Front bumper	888SL/889SL,A2	
10-8	5021-06022-210	2	Flat Washer	φ 6*22*1t,Multicolored Galvanized	
10-9	5006-04016-710	2	Self tapping screw	φ 6*10, Multicolored Galvanized	
-----	209934-88100	REF(1)	U shape strap	5.5*8.5mm	
			----- * -----		
10-10	203510-67100-50	1	Groove Cover	888SEL/889SEL,Black,#1	
10-11	5021-06018-440	6	Flat Washer	φ 6*18*1.6t,SUS	
10-12	5005-06020-440	6	Screw	M6*P1.0*20L,SUS	
			----- * -----		
10-13	209903-78100	1	Rubber Cover	A2	
10-14	209906-67500	1	Carpet	889SEL	
10-15	301307-00	2	Sponge Sticker	75*30*6t	
			----- * -----		

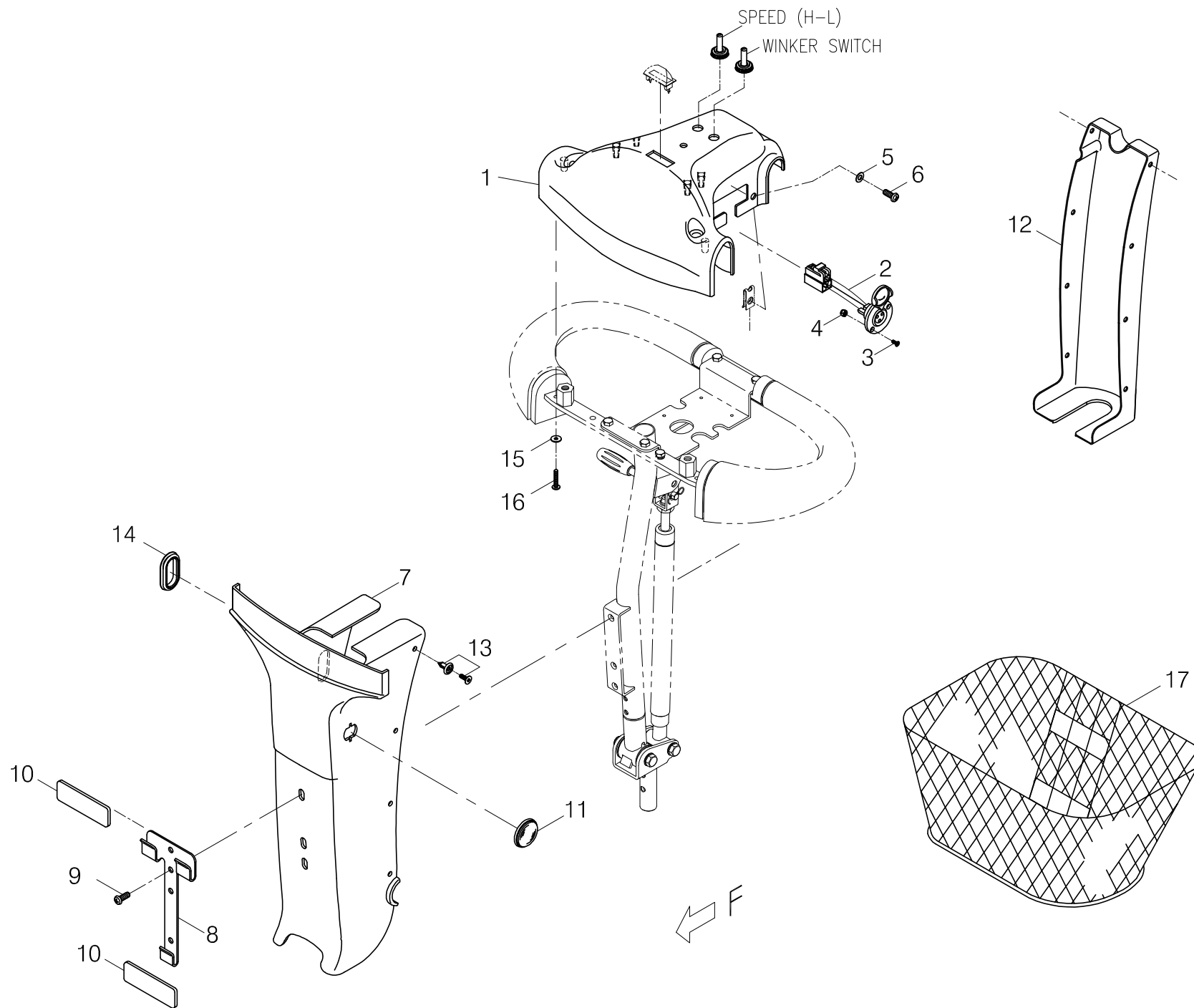


INDEX.11

[back to contents](#)

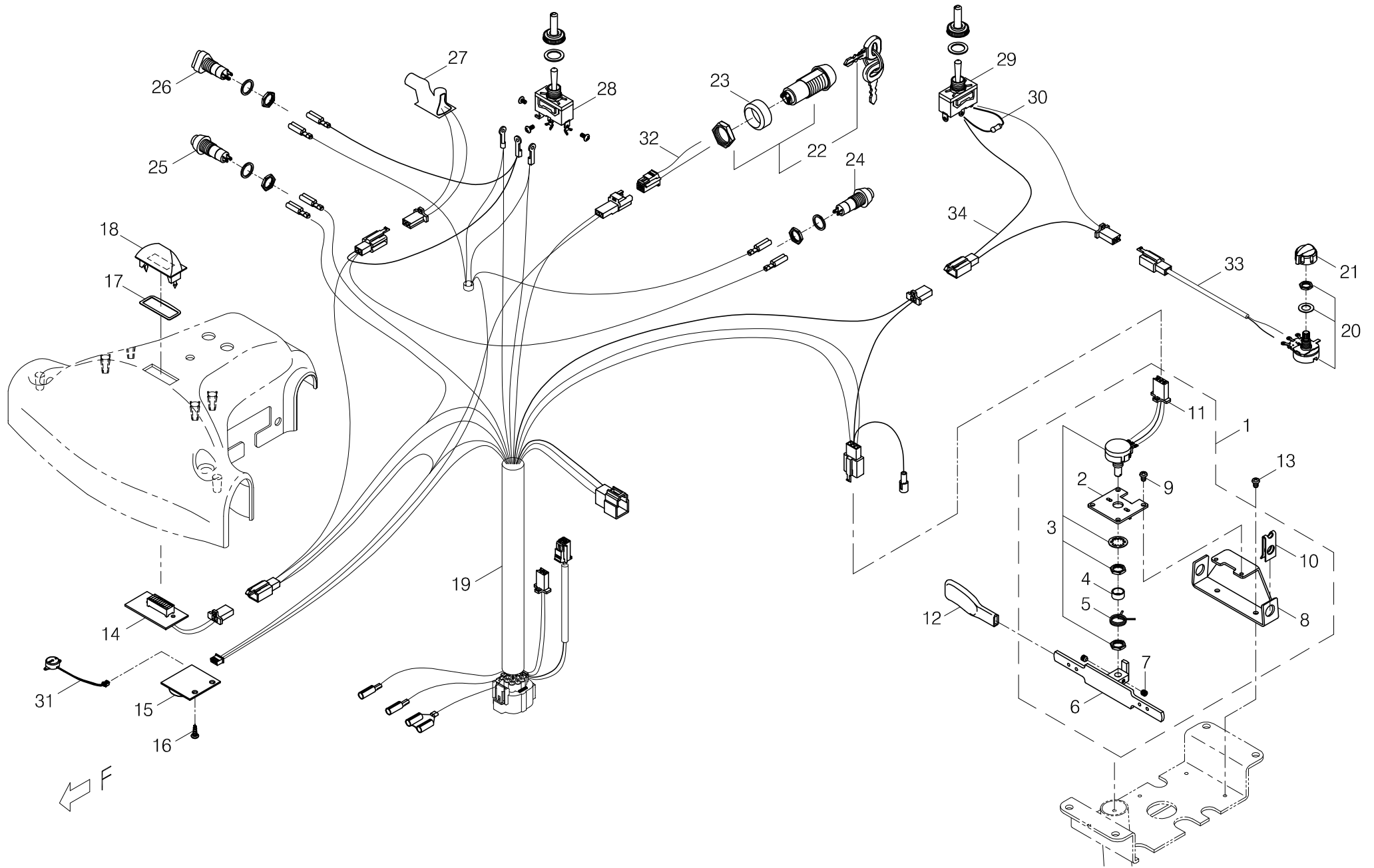
Index NO.	Part NO.	Qty.	Description	Specification	Remark
11-A	103202-67516-22-A2	REF(1)	Rear Chassis Cover Assembly	w/ Decal, 889SLBF, Burgundy Red	
11-1	103201-67500-22-A3	REF(1)	Rear Chassis Cover	889SEL, Burgundy Red, #1, A3	
-----	203203-67100	1	Emblem	Rear,350*110mm	
-----	301180-45-A2	1	DECAL, SPECIAL EDITION	N80-45-A2, Silver	
11-2	203206-67500-A2	1	Reflector	Ivory,888SEL/889SEL#1	
11-3	203512-88800-A2	1	Charger inlet cover	888SEL/889SEL,Two-tone	
11-4	5006-04016-710	4	Self tapping screw	M4*16L,Black Galvanized	
11-5	209905-67500-A2	1	Rear bumper	889SL,A2	
-----	209934-88100	REF(1)	U shape strap	5.5*8.5mm	
11-6	5021-06018-210	3	Flat Washer	ϕ 6*18*1t,Multicolored Galvanized	
11-7	5006-04016-710	2	Self tapping screw	M4*16L,Black Galvanized	
-----	301179-04	1	Trademark Sticker	N79-4	
-----	209939-68500	1	Trademark	SHOPRIDER	
-----	301187-13	REF(1)	OFF-BRAKE-ON Label	N87-13	
11-8	103207-88800-14	REF(1)	Chassis cover assembly	888SEL/889SEL,Silver	
11-9	203202-88800	2	Striped tape	Rear,24.5W*265L	
-----	301174-13	1	Warning sticker	N74-13,A0518,North America	
-----	301116-01	1	MIT Sticker	N16-1	
-----	301166-03	REF(1)	CE Mark Label	N66-3	
-----	301153-06-A2	1	Battery Wiring Diagram Sticker, A2	N53-6-A2, AC2-150, 50A Circuit Breaker	
11-10	203103-66400	REF(2)	Velcro	50W*25M,Loop	
11-11	5006-04012-713	1	Self Tapping Screw w/ Washer	M4*12L, Black Galvanized	
-----	301308-00	2	Sponge Sticker	35*30*6t	
-----	301180-96	1	Decal	N80-96, 90mm*19mm, SHOPRIDER	

Index NO.	Part NO.	Qty.	Description	Specification	Remark
-----	301174-69-A2	1	Warning Sticker	N74-69-A2	
-----	301123-23	1	Warning sticker	N23-23	
			-----*-----		
11-12	108103-67101-A3	2	Winker/Indicator	Round/Plug, Amber, FUAN 0054, A3	
11-13	108102-67101	2	Tail Light Assembly	Round/Plug,Red,FUAN 0054	
			-----*-----		
11-A	103202-67516-12-A2	REF(1)	Rear Chassis Cover Assembly	w/ Decal, 889SLBF, Silver	
11-1	103201-67500-12-A3	REF(1)	Rear Chassis Cover	889SEL, Silver, #1, A3	
-----	301187-12	REF(1)	OFF-BRAKE-ON LABEL	N87-12	
11-8	203207-88800-50	REF(1)	Rear chassis cover	888SEL/889SEL,Black	
-----	301166-02	REF(1)	CE Mark Label	N66-2, White Sign	
			-----*-----		
11-A	103202-67516-52-A2	REF(1)	Rear Chassis Cover Assembly	w/ Decal, 889SLBF, Black, Cabin-Fiber	
11-1	103201-67500-52-A3	REF(1)	Rear Chassis Cover	889SEL, Black, #1, A3	
11-8	103207-88800-14	REF(1)	Chassis cover assembly	888SEL/889SEL,Silver	



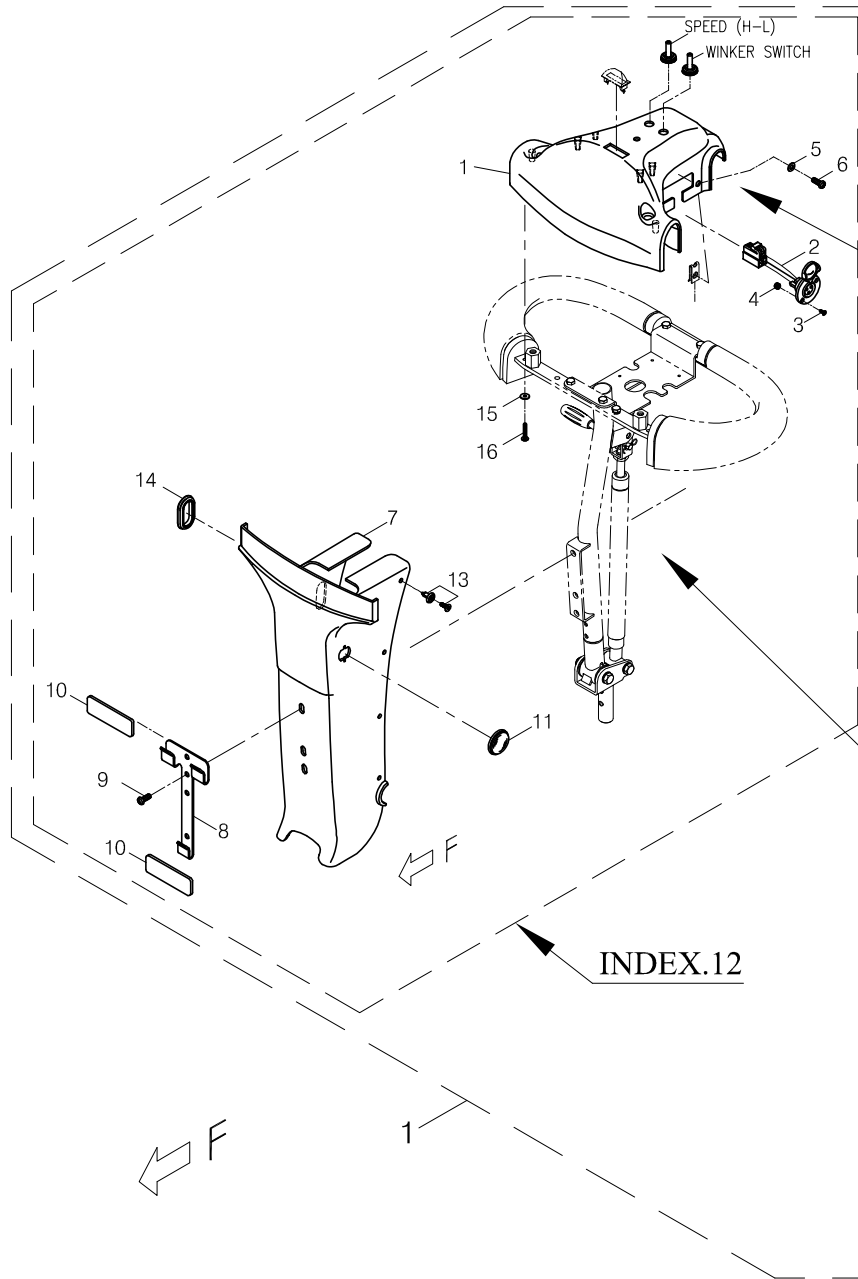
Index NO.	Part NO.	Qty.	Description	Specification	Remark
12	-----		Handle bar cover assembly		
12-1	103303-66802-72	1	Front tiller cover	J-8,B1#1	
-----	301222-00-A2	1	Decal	T22	
-----	301111-05	1	Instruction sticker	N11-5,HL,Turn Signal,ON/OFF	
-----	301114-07	2	Round sticker	N14-7,PVC	
12-2	207006-88109	1	Charging cable	KA-888-H11	
12-3	5009-03010-440	2	Taper Head Philip Screw	M3*P0.5*10L,SUS	
12-4	5012-03006-200	2	Nyloc Nut	M3*P0.5*6,Multicolored Galvanized	
			-----*-----		
12-5	5021-06012-440	2	Flat Washer	φ 6*12*0.6t,SUS	
12-6	5005-06016-440	2	Philip Cap Head Bolt	M6*P1.0*16L,SUS	
			-----*-----		
12-7	103301-88104-22	REF(1)	Front Tiller Cover	Burgundy Red	
12-8	4001151-02	1	Basket Holder	A151-2	
12-9	5005-06016-440	2	Philip Cap Head Bolt	M6*P1.0*16L,SUS	
12-10	301307-00	2	Sponge Sticker	75*30*6t	
12-11	203205-78700	2	Reflector	PE-35B,Round,Yellow	
			-----*-----		
12-12	203503-88102-50	1	Cable Cover	Black / Delta Tiller, w/ Hole	
12-13	209912-78500-A3	8	Plastic Stud	G3020060	
			-----*-----		
-----	301111-04	2	Instruction sticker	N11-4,F-R	
-----	301174-16	1	Warning Sticker	N74-16	
			-----*-----		

Index NO.	Part NO.	Qty.	Description	Specification	Remark
-----	301123-20	1	Warning sticker	N23-20,Front Panel	
-----	301123-30-A2	1	Note Sticker	N23-30-A2, for Sleeping Mode	
-----	301174-45-A2	1	Warning Sticker	N74-45, A2	
-----	301213-23	1	Model Decal, Trailblazer	T13-23,CA01-889SL/SEL	
12-14	209931-89100-A2	1	Rubber Plug	for Gas Lift Kit, A2	
			-----*-----		
12-15	5021-04012-440	2	Flat Washer	φ 4*12*0.8t,SUS,FW04012S	
12-16	5006-04025-210	2	Self tapping screw	M4*25L,Multicolored Galvanized	
-----	301187-16	REF(1)	Instruction sticker	N87-16	
12-17	209916-88100-A2-1	1	Basket	103B-2	
-----	301174-69-A2	1	Warning Sticker	N74-69-A2	
-----	301309-02	1	Sponge Sticker	20*15*3t	
-----	301123-55	1	Warning Sticker	N23-55	
			-----*-----		
12-7	103301-88104-12	REF(1)	Front Tiller Cover	Silver	
-----	301187-17	REF(1)	Instruction sticker	N87-17	
			-----*-----		
12-7	103301-88104-52	REF(1)	Front Tiller Cover	Black	
-----	301187-16	REF(1)	Instruction sticker	N87-16	

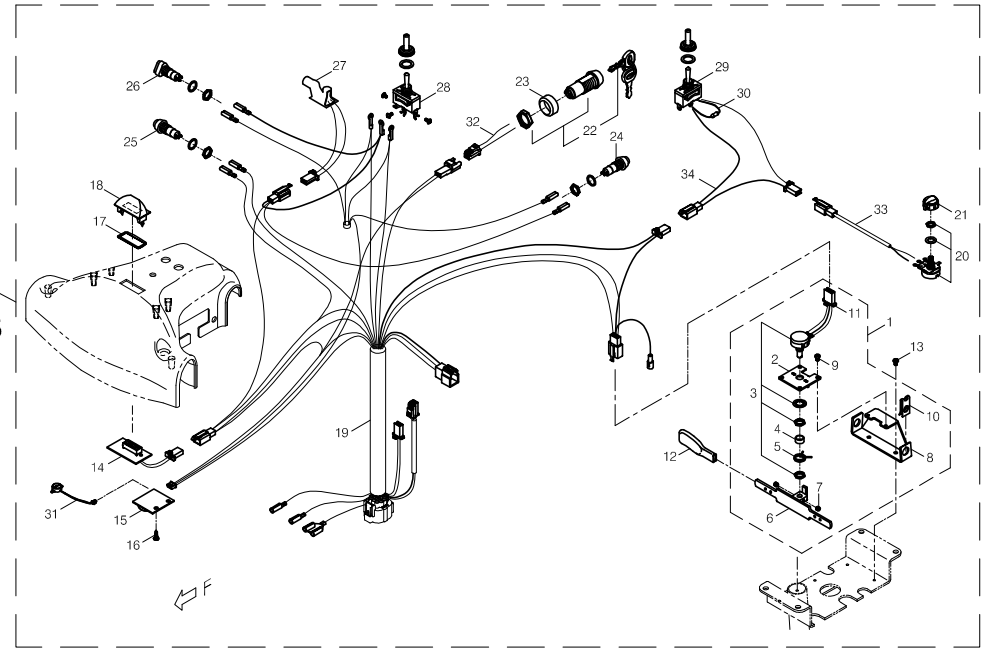


Index NO.	Part NO.	Qty.	Description	Specification	Remark
13	-----		Control assembly		
13-1	106108-66404-A2	1	POTENTIOMETER,ASBLY	Delta tiller#2,5K#3	
13-2	4001144-03	1	Potentiometer Fixing plate	A144-3, § 4.1	
13-3	206103-88103-A2	1	Potentiometer	5K#3-A2	
13-4	4003198-00	1	Spacer	C198(§ 11.3* § 9.5*5.5L)	
13-5	206106-88100-A2	1	Torque Spring	Stainless Steel,A2	
13-6	206107-88102	1	Throttle lever	#3	
13-7	5004-04004-210	2	Socket Screw	M4*P0.7*4L,Multicolored Galvanized	
13-8	4001464-01	1	Potentiometer Fixing plate	A464-1	
13-9	5005-04006-210	2	Screw	M4*P0.7*6L,Multicolored Galvanized	
13-10	202921-88100	2	U type plate nut	Close	
13-11	207010-66402	1	Control cable	KA-889-K6	
-----	505201-00940-50	1	cable Tie	CV-094B	
			-----*-----		
13-12	206122-88102	2	Extension, thottle lever	PVC,Black#1	
13-13	5005-04006-210	2	Screw	M4*P0.7*6L,Multicolored Galvanized	
13-14	206114-66103-A6	1	PCB for Battery Gauge	AC LED-B1-J, A6	
13-15	206217-66801-A3	1	PCB w/ Horn	PH-27,A3	
13-16	5006-04012-213	2	Self tapping screw	M4*12L,Multicolored Galvanized	
13-17	206128-80500	1	Gasket	□34.7*12.1*0.3T	
13-18	206126-88100	1	Indicator lamp	Black	
-----	301192-00	1	Decal	N92,E,-,F	
13-19	207010-67503	1	Upper Control Cable	NA-889-K (for T/P/D Bar)	
			-----*-----		

Index NO.	Part NO.	Qty.	Description	Specification	Remark
13-20	206109-88100-A2	1	Variable resistor	B25K(A2)	
13-21	206113-88101-A2	1	Speed Dial Knob	CF-X4-T	
			-----*-----		
13-22	106106-88103-A3-1	1	Ignition Key Assembly, Yellow	2-Way Key, 4A 125VAC 2Amp 8212, A3-1	
13-23	4003260-00	1	Spacer	C260(ϕ 26* ϕ 20*12L)	
			-----*-----		
13-24	206105-88100-A2	1	Horn Switch	Plain Yellow Button	
13-25	208201-88100-A2	1	Light Switch	Blue	
13-26	208202-88103-A2	1	Hazard Warning Switch	2pin,Red	
13-27	208204-88101-A2	1	Flasher	ASIC,24V,2A	
13-28	208203-88100	1	Indicator Switch	3P,ON-OFF-ON	
13-29	208203-88101	1	Toggle switch	3P,ON-ON	
13-30	206120-89511	1	Precision Resistor	15K 1/4W	
13-31	206305-81001-A2	1	Horn	LF-PB24P34A	
13-32	207020-88102	1	Wire harness, circuit braker	KA-888-R4	
13-33	207014-89103	1	Connection Cable	KA-889-L3	
13-34	207014-89104	1	Connection Cable	KA-889-L4	
-----	9004-001	REF(1)	Heat shrink sleeve	F32,3*0.25*200M	
-----	505201-00940-50	6	cable Tie	CV-094B	
-----	505201-01200-50	3	Cable tie	CV-120B	
-----	505201-02000-50	7	Cable tie	CV-200B	

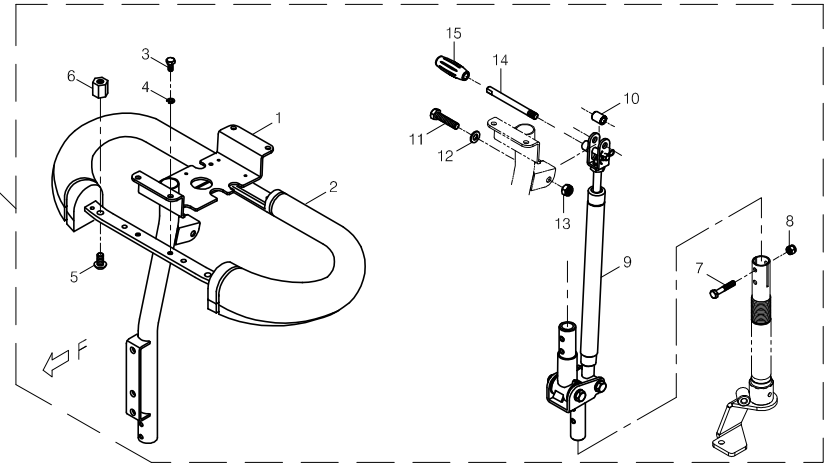


INDEX.13



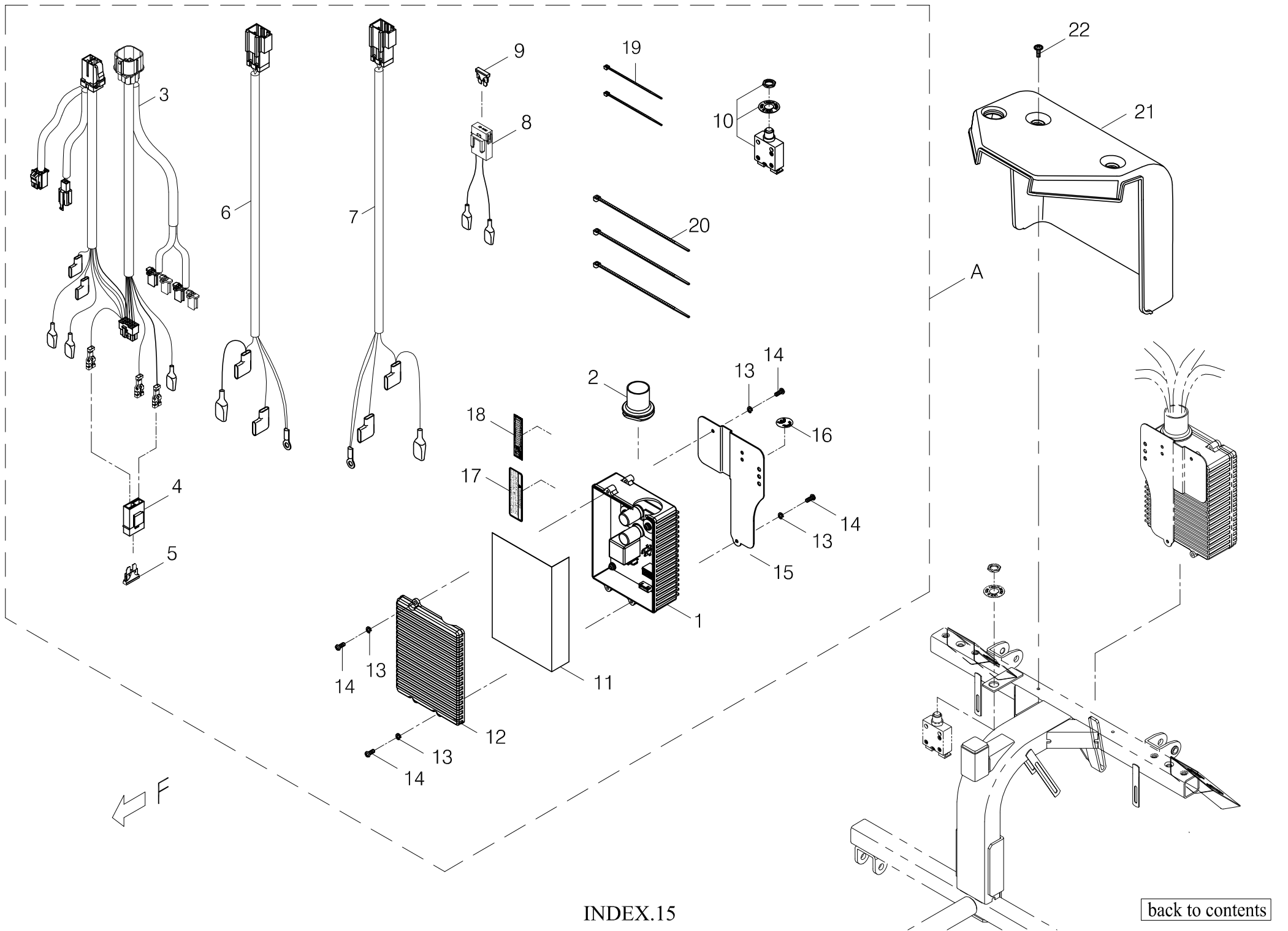
INDEX.12

INDEX.8



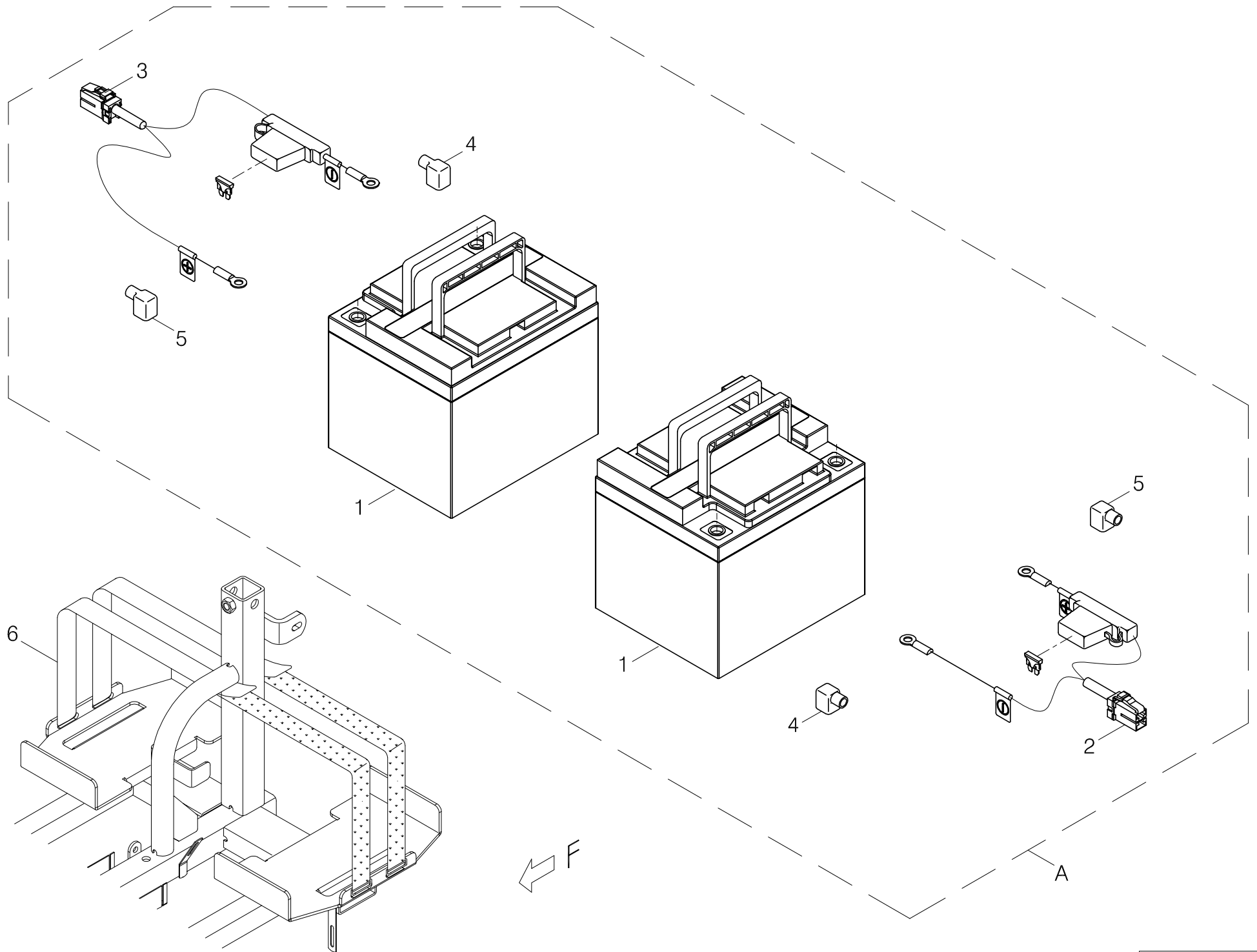
INDEX.14

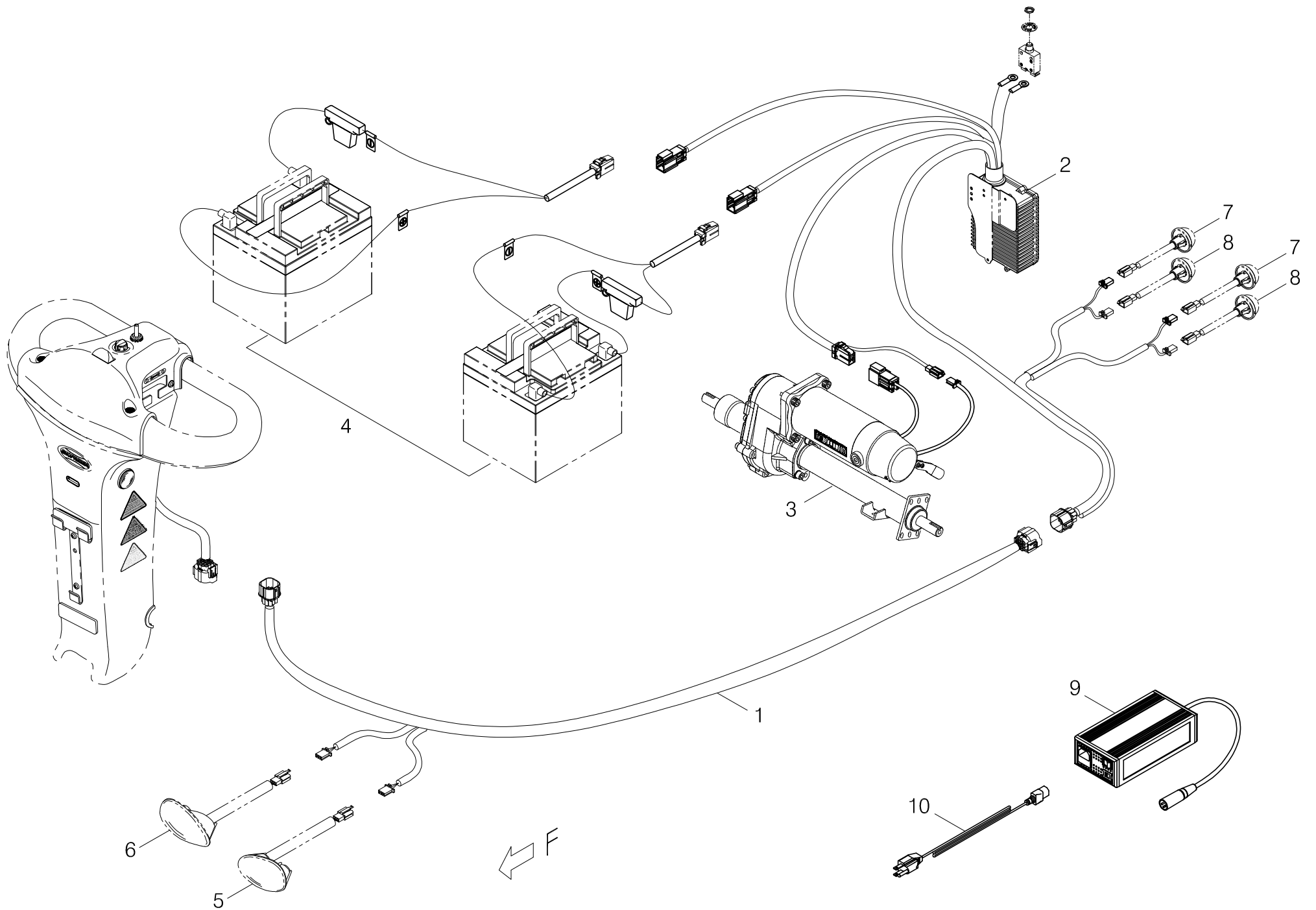
[back to contents](#)



Index NO.	Part NO.	Qty.	Description	Specification	Remark
15-A	106202-67502-1	1	Main Control Box Ass'y, w/ Bracket etc.	889SLBF, AC2-150, 50A Circuit Breaker	
15-1	206221-88901-A4	1	Controller Assembly, AC2-150	w/ Case, A4, for Brake Light Feature	
15-2	206210-88103	1	Protection	AC2-110/150	
15-3	207005-67206-A3	1	Main Control Cable	RA-889-J13-A3, for Delta Tiller	
15-4	206206-88101	1	Fuse housing		
15-5	206901-88100	1	Fuse	2A	
15-6	207003-67203-A3	1	Power Cable	+, RA-889-D3, A3	
15-7	207004-67203-A3	1	Power Cable	-, RA-889-E3, A3	
15-8	206901-88113	1	Blade Fuse	UL 15A	
15-9	207014-88105	1	Connection Cable	KA-888-L8	
15-10	206207-88102	1	Circuit Breaker	50A	
15-11	302002-00	1	Insulator	152*129m/m*0.25t	
15-12	206209-68500	1	Control box cover	AC2-110/150	
15-13	5022-04007-210	4	Spring washer	§ 4*7*1.25t,Multicolored Galvanized	
15-14	5005-04010-210	4	Philip Screw	M4*P0.7*10L,Multicolored Galvanized	
15-15	4001383-08-A2	1	Adaptor Bracket	A383-8, A2	
-----	301166-02	1	CE Mark Label	N66-2, White Sign	

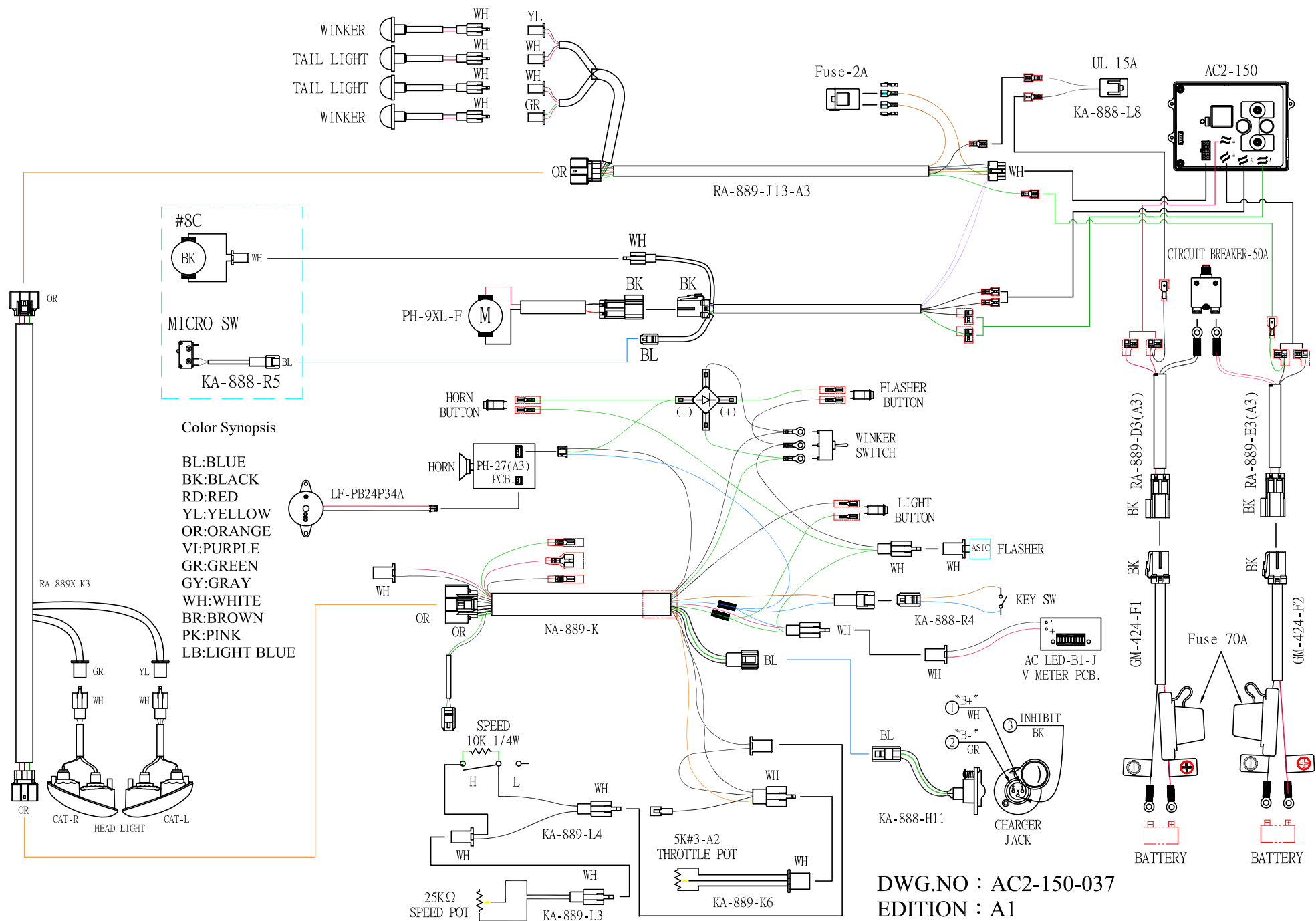
-----	-----	REF(1)		DECAL	
15-19	505201-00940-50	2	cable Tie	CV-094B	
15-20	505201-01500-50	3	cable Tie	CV-150B	
			----- * -----		
15-21	203510-88801-A2-1	1	Rear Decoration Cover 888SEL/889SEL	for 888SEL/889SEL w/ AC2, A2	
15-22	5006-04012-713	2	Self Tapping Screw w/ Washer	M4*12L, Black Galvanized	








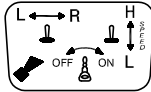






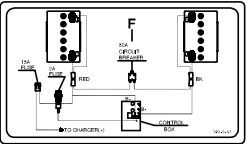


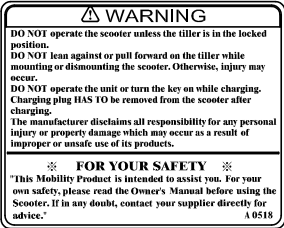
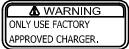

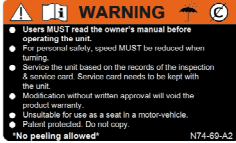


Index NO.	Part NO.	Qty.	Description	Specification	Remark
17	-----		Control and battery wiring illustration		
17-1	207011-67204	1	Control Connection Cable	RA-889X-K3	
			-----*-----		
17-2	-----	REF(1)	Main Control Box Ass'y(w/ Bracket etc.)		
			-----*-----		
17-3	-----	REF(1)	Drive-Train Assembly		
			-----*-----		
17-4	-----	REF(2)	SLA Battery w/ Plastic Handle		
			-----*-----		
17-5	-----	REF(1)	Head light		
17-6	-----	REF(1)	Head light		
			-----*-----		
17-7	-----	REF(2)	Winker/Indicator		
17-8	-----	REF(2)	Tail Light Assembly		
			-----*-----		
17-9	109201-88127-A3	1	Off-board Charger, 4C24040, 110V	4A, for AGM & GEL Type SLA Battery,A2	
17-10	209201-88104	1	Power cord	North America,Asia,4ft	

Wiring Diagram for TE-889SLF


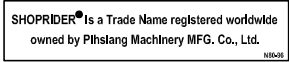







DWG.NO : AC2-150-037
 EDITION : A1

All Stickers and Decals shown as below and used on TE-889SLF

 <p>203203-67500</p>	 <p>209939-68500</p>	 <p>301111-04</p>	 <p>301111-05</p>	 <p>301114-07</p>
 <p>301116-01</p>	 <p>301123-20</p>	 <p>301123-23</p>	 <p>301123-30-A2</p>	 <p>301123-55</p>
 <p>301153-06-A2</p>	 <p>301166-02 / 301166-03</p>	<p>TO BE SERVICED AND ADJUSTED BY AUTHORIZED DEALER ONLY.</p> <p>301163-00-A2</p>	 <p>301174-07-A2</p>	 <p>301174-13</p>
 <p>301174-16</p>	 <p>301174-45-A2</p>	 <p>301174-69-A2</p>	 <p>301174-74</p>	 <p>301179-04</p>

All Stickers and Decals shown as below and used on TE-889SLF

 <p>301180-45-A2</p>	 <p>301180-96</p>	 <p>301187-13</p>	 <p>301187-16</p>	 <p>301192-00</p>
 <p>301213-23</p>	 <p>301217-13-A3</p>			