

## FLEXIBLE TANKS FOR DRINKING WATER

### Type TANKW

#### Easy installation

These tanks can be installed easily and quickly; they assume the shape of the space in which they are placed. Often they can be used in awkward spaces or difficult to reach locations. All fittings are supplied as standard and fitting the outlet nipple and connecting the inlet and outlet hoses are the only things that need to be done.

#### Standard supplied with

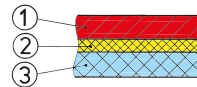
- 1 Angled connector for filling pipe Ø 38 mm (is fitted to the top of the tank)
- 1 Angled connector for the pump hose Ø 16 mm (loose)

Additional nipples can be supplied as an option.

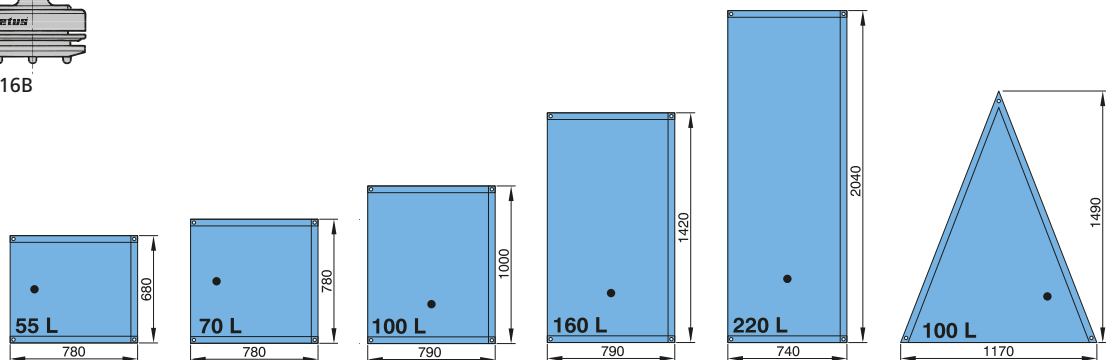
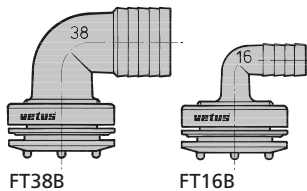


#### The VETUS flexible water tanks consists of three layers

1. A wear resistant layer
2. A reinforcement layer
3. A layer suitable for contact with drinking water



Type	Capacity (appr.) (litre)	Dimensions (appr.) mm	Height filled (appr.) mm
TANKW55	55	680 x 780	250
TANKW70	70	780 x 780	270
TANKW100	100	790 x 1000	270
TANKW160	160	790 x 1420	270
TANKW220	220	740 x 2040	270
TANKW1003	100 (Δ)	1170 x 1490	240



We not only weld the seams, but in addition we also weld an extra strip (see drawing A). This makes the VETUS flexible tank resistant against much higher pressures, especially if the contents are moving when the boat is rolling or pitching.

