

NE ME JETEZ PAS, JE SUIS RÉUTILISABLE.
DON'T THROW ME OUT, I'M REUSABLE.





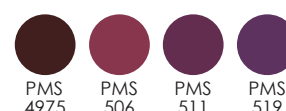



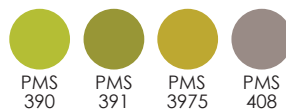














10oz

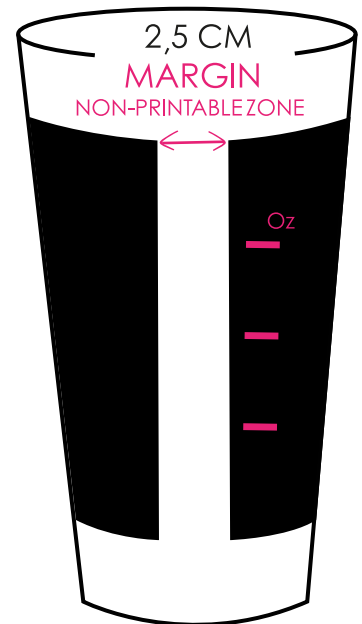
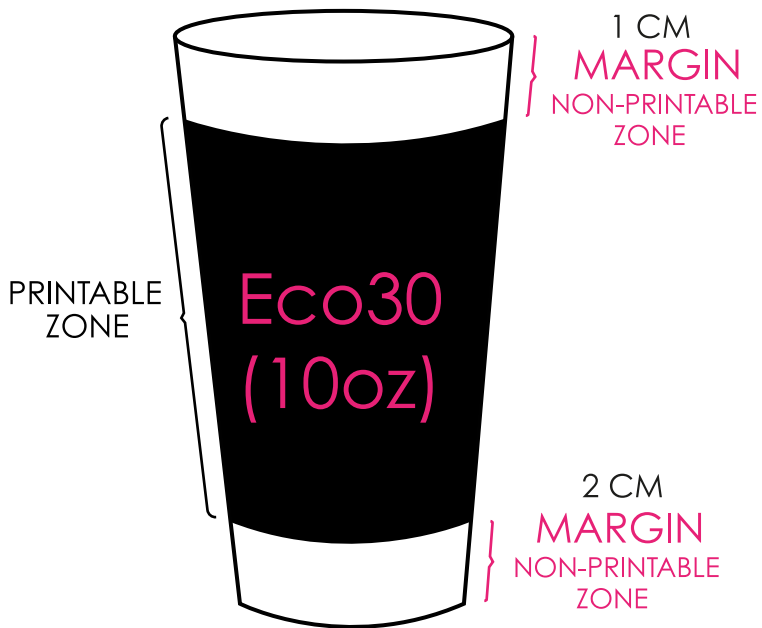
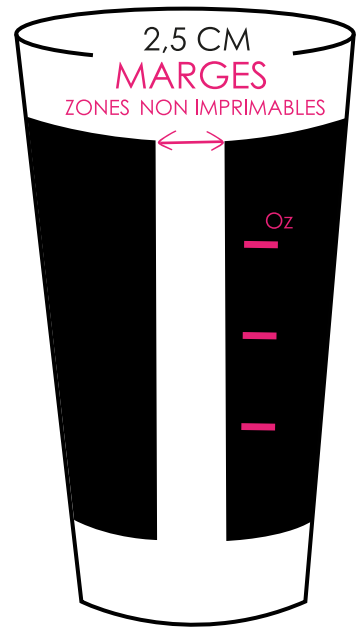
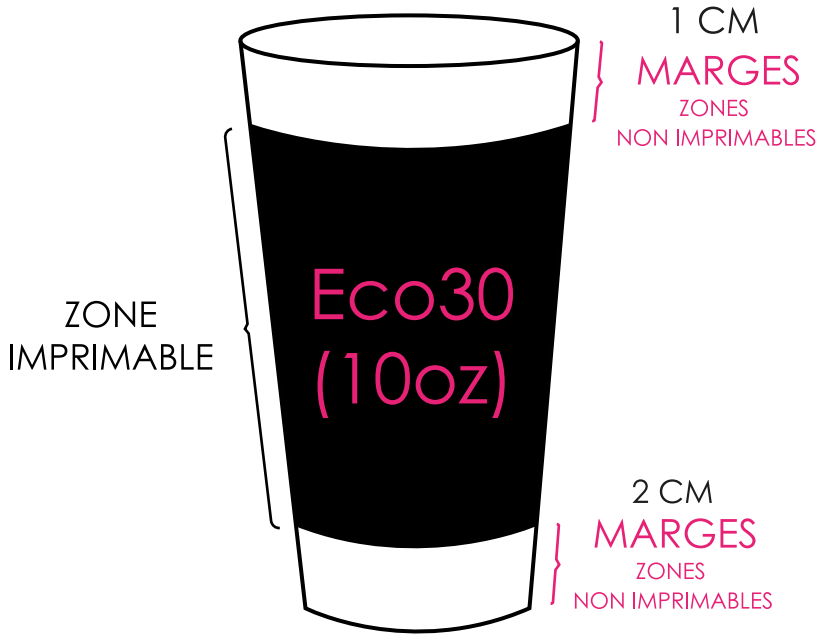
8oz

5oz

4oz







YOU MUST SEND THE ARTWORK AS A VECTOR ART AND NOT A RASTER ART

Y

Vector File Types:

- PDF (Adobe Acrobat) Embed the fonts used or attach the fonts used to the email.
- AI or EPS (Adobe Illustrator) Convert text to outlines or attach the fonts used to the email.
- CDR (Corel Draw) Convert text to curves or attach the fonts used to the email.

Any embedded or linked images need to be attached to the email.

NOTE: Changing the file name to a vector file extension will not change the file type.

HOW TO CONVERT TEXT TO OUTLINES

If working in Illustrator or other graphic programs, you will want to convert your text to outlines prior to sending the file. This ensures that your font does not get substituted and we will be able to keep your artwork exactly as you submit it.

To do this, you will want to go up to the menus at the top of the Illustrator program. Click on "Type" and go down to "Creat Outlines". You may also select the artwork and press Ctrl + Shift + O. Save and send us the file.

RASTER VS VECTOR

Raster Artwork Example

Raster files are made up of pixels and are commonly called bitmaps.

Vector Artwork Example

Vector files use coordinates to create shapes with points and lines.

This file type maintains high image quality at any size.

VOUS DEVEZ ENVOYER L'ŒUVRE D'ART COMME UN ART VECTEUR ET NON UN ART RASTER

Types de fichier vectoriel :

- PDF (Adobe Acrobat) Incorporer les polices utilisées ou joindre les polices utilisées dans le courriel.
- AI ou EPS (Adobe Illustrator) Convertir le texte en contours ou joindre les polices utilisées dans le courriel.
- CDR (Corel Draw) Convertir texte en courbes ou joindre les polices utilisées dans le courriel.

Toutes les images incorporées ou liées doivent être attachés dans le courriel.

REMARQUE: La modification du nom de fichier à une extension de fichier vectoriel ne changera pas le type de fichier.

COMMENT CONVERTIR LE TEXTE EN CONTOURS

Si vous travaillez dans Illustrator ou d'autres programmes graphiques, vous voulez convertir votre texte en contours avant d'envoyer le fichier. Cela garantit que votre police ne soit pas substitué et nous serons en mesure de garder votre œuvre exactement comme vous le soumettez.

Pour ce faire, vous aurez envie d'aller jusqu'à les menus en haut du programme Illustrator. Cliquez sur "Type" et descendre à "Vectoriser". Vous pouvez également sélectionner l'illustration et appuyez sur Ctrl + Maj + O. Enregistrer et envoyez-nous le fichier.

RASTER VS VECTOR

Raster Création Exemple

rasters sont composées de pixels et sont communément appelés bitmaps.

Vector Artwork Exemple

Les fichiers vectoriels utilisent les coordonnées pour créer des formes avec des points et des lignes.

Ce type de fichier maintient une qualité d'image à toutes les tailles.