




**America's Favorite
Lift Chair for Over
20 Years with
a New Look
& Feel!**

 **Comforter Medium
PR535M**
shown in Port

**MAXI
COMFORT[®]**
Ultimate Recline Technology

SMALL TO TALL, WE BUILD THEM ALL!




 **Comforter Petite/Small
PR535-PSA**

 **Comforter Large
PR535L**


 **Comforter Tall
PR535T**

**Comforter Medium
PR535-M26**


**PR535
PSA, M & L
FABRICS**



**PR535 M26
FABRICS**




**PR535 T
FABRICS**



**MaxiComfortTM
Series
PR535**

An old favorite meets new upgrades in the MaxiComfort power lift recliner! Our long-standing, Small-to-Tall size collection now features a contemporary design and plush fabric offerings! Refreshed features include a new arm style with additional padding for more comfort and value, extended arms to provide better ease of use while entering or exiting the chair while lifted, a new back style for maximum comfort, and a tasteful new seam design. Plus, Golden's most sought-after signature seat for the utmost in support and comfort. Available in luxurious chenille fabrics with a new upgraded stain defense. Comfort comes from custom tailoring. Find your size today!



* upcharge applies
 = *pocketed coil spring seat std.*

MAXI COMFORT™ SERIES

	Comforter	Comforter	Comforter	Comforter	Comforter
Model Number	PR535-PSA	PR535M	PR535L	PR535T	PR535-M26
Size	Petite/Small	Medium	Large	Tall	Medium
Weight Capacity	375 LBS	375 LBS	375 LBS	375 LBS	500 LBS
Positioning	MaxiComfort	MaxiComfort	MaxiComfort	MaxiComfort	MaxiComfort
Twilight Technology	NO	NO	NO	NO	NO
Chaise Seat	YES	YES	YES	YES	YES
Pocketed Coil Seat	YES	YES	YES	YES	NO
Back Type	Seam	Seam	Seam	Seam	Seam
Removable Back Option	NO	NO	NO	NO	NO
Head Rest Cover	YES	YES	YES	YES	YES
Arm Rest Covers	YES	YES	YES	YES	YES
Battery Back Up					
Overall Width	32"	32"	34"	34"	37"
Overall Height	40"	42"	43"	48"	45"
Width Between Arms	20"	20"	22"	22"	27"
Floor to Top of Seat	20"	20"	21"	23"	20"
Seat Depth	19"	19"	21"	21"	20"
Seat to Top of Back	26"	27"	29"	31"	30"
Seat to Top of Arm	6"	5"	6"	6"	5"
Seat Angle Raised	15°	15°	15°	15°	10°
Floor to Top of Foot Rest Reclined	23"	23"	24"	23"	24"
Distance Required from Wall Reclined	22"	23"	25"	26"	25"
Extension reclined from Back of Seat to End of Foot Rest	40"	41"	42"	45"	43"
Life Time Warranty, Chair Frame, Lift Frame, Recline Mechanism	YES	YES	YES	YES	YES
Warranty on Electrical Parts	3 Yrs.	3 Yrs.	3 Yrs.	3 Yrs.	3 Yrs.
Pro Rated Years 4 Thru 7	YES	YES	YES	YES	YES
Warranty on Mechanical Labor	3 Yrs.	3 Yrs.	3 Yrs.	3 Yrs.	3 Yrs.
Warranty on Electrical Labor	1 Yr.	1 Yr.	1 Yr.	1 Yr.	1 Yr.
Smart Tek System Standard					
Customizable*	NO	NO	NO	NO	NO
Hand Control Routing	Inside Arm	Inside Arm	Inside Arm	Inside Arm	Inside Arm
Extra Pocket Option	Standard	Standard	Standard	Standard	Standard
Heat & Massage Option	YES	YES	YES	YES	YES
Power Pillow Option	NO	NO	NO	NO	NO
Power Adjustable Lumbar Option	NO	NO	NO	NO	NO
AutoFlex Option	NO	NO	NO	NO	NO
Foot Rest Extension Option	YES	YES	YES	YES	YES
Straight Lift Option	NO	NO	NO	NO	NO
USB Charging Port	NO	NO	NO	NO	NO
Place of Origin	USA	USA	USA	USA	USA

* See Customize Chart for Dimension limits
 Sizes may vary depending on fabric, filling material, upholstery and carpet thickness.
 All measurements taken on concrete floor using levels and metal rulers.



PR535M shown in Brisa Coffee Bean



**Pocketed
Coil Spring
Seat Standard!***

*Not available on PR535-M26



Smart Tek

In the event of a malfunction, our patented SmartTek™ diagnostic system enables you to get your lift chair up and running quickly.

Literature is current at time of printing.
 Golden Technologies reserves the right to make changes to the product or literature at any time.



Complies with
 UL 73 and
 CSA C22.2 No. 68

